PREMIERE PLUS Realty Co.



Jonathan Gunger
Direct: (239)-289-5079
www.jonathangunger.com
realestate@jonathangunger.com

Spanish Wells
Single Family Active Listings

Month	2018	2019	2020	2021	2022	2023	Monthly AVG.
Jan	39	36	36	8	9	7	*23*
Feb	42	40	36	13	10	12	*26*
Mar	38	38	30	7	14	15	*24*
Apr	37	38	24	11	12		*24*
May	37	34	20	9	14		*23*
Jun	32	29	22	5	13		*20*
Jul	29	28	25	7	10		*20*
Aug	25	21	22	9	9		*17*
Sep	31	21	22	7	12		*19*
Oct	33	24	24	8	8		*19*
Nov	31	33	22	8	12		*21*
Dec	29	33	14	9	8		*19*
Average	**34**	**31**	**25**	**8**	**11**	**11**	
Median	**33**	**33**	**23**	**8**	**11**	**12**	

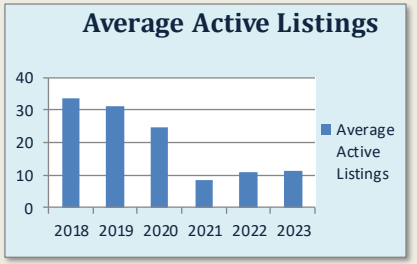

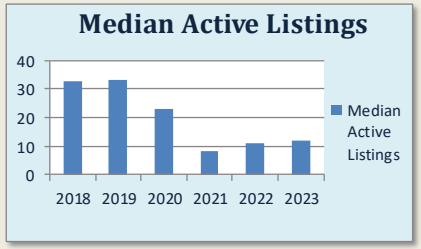

Spanish Wells
Single Family Median List Price

Month	2018	2019	2020	2021	2022	2023	Monthly AVG.
Jan	455,000	514,450	459,000	593,500	689,500	998,450	*$618,317*
Feb	594,000	497,333	532,450	539,000	1,149,500	825,000	*$689,547*
Mar	499,900	539,000	427,500	565,000	779,000	1,009,450	*$636,642*
Apr	569,000	460,000	459,000	539,900	699,000		*$545,380*
May	479,900	382,450	490,000	752,250	899,000		*$600,720*
Jun	394,777	522,450	539,000	462,450	849,777		*$553,691*
Jul	558,500	474,950	489,000	712,450			*$558,725*
Aug	429,900	559,500	522,000	690,000	869,000		*$614,080*
Sep	442,000	497,500	476,500	580,000	887,000		*$576,600*
Oct	515,000	499,000	592,000	599,000	795,000		*$600,000*
Nov	532,000	499,900	530,000	810,000	882,000		*$650,780*
Dec	439,500	409,000	643,000	675,000	744,900		*$582,280*
Yearly Median	**$ 489,900**	**$ 498,250**	**$ 506,000**	**$ 596,250**	**$ 849,777**	**$ 998,450**	



PREMIERE PLUS Realty Co.



Jonathan Gunger
Direct: (239)-289-5079
www.jonathangunger.com
realestate@jonathangunger.com

Spanish Wells
Single Family Median Days on Market

Month	2018	2019	2020	2021	2022	2023	Monthly AVG.
Jan	123	183	79	58	43	54	*90*
Feb	123	112	351	41	38	180	*141*
Mar	87	152	143	142	42	60	*104*
Apr	144	119	175	55	63		*111*
May	87	95	127	54	56		*84*
Jun	163	137	34	55	65		*91*
Jul	63	103	175	35	82		*92*
Aug	134	166	163	54	69		*117*
Sep	363	276	84				*241*
Oct	320		93	59	85		*139*
Nov	134	396	168	43	53		*159*
Dec	61	340	71	36	202		*142*
Median	**129**	**152**	**135**	**54**	**63**	**60**	

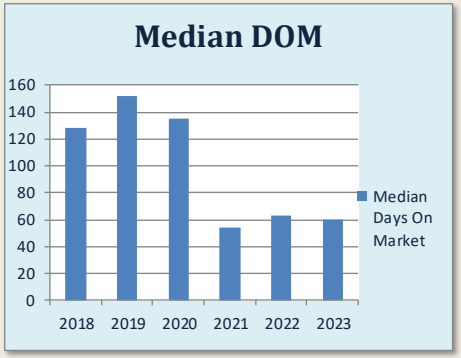

Spanish Wells
Single Family Median Sales Price

Month	2018	2019	2020	2021	2022	2023	Monthly AVG.
Jan	$463,000	$425,000	$575,500	$560,000	$715,000	$767,500	*$584,333*
Feb	$475,000	$384,500	$498,250	$680,000	$837,750	$800,000	*$612,583*
Mar	$505,498	$453,500	$465,000	$437,500	$825,000	$885,000	*$595,250*
Apr	$463,500	$545,000	$388,500	$390,000	$740,000		*$505,400*
May	$532,700	$400,000	$495,000	$605,000	$760,000		*$558,540*
Jun	$522,500	$502,500	$471,750	$525,500	$905,000		*$585,450*
Jul	$455,000	$306,250	$470,000	$485,000	$701,000		*$483,450*
Aug	$559,500	$460,000	$440,000	$650,000	$733,500		*$568,600*
Sep	$434,950	$458,500	$440,000				*$444,483*
Oct	$390,000		$562,000	$652,750	$847,500		*$613,063*
Nov	$401,000	$472,500	$527,500	$617,500	$907,000		*$585,100*
Dec	$501,000	$480,000	$467,500	$732,000	$875,000		*$611,100*
Median	**$ 469,250**	**$ 458,500**	**$ 470,875**	**$ 605,000**	**$ 825,000**	**$ 800,000**	



PREMIERE PLUS Realty Co.



Jonathan Gunger
Direct: (239)-289-5079
www.jonathangunger.com
realestate@jonathangunger.com

Spanish Wells
Single Family Average Sales Price

Month	2018	2019	2020	2021	2022	2023	Monthly AVG.
Jan	463,000	425,000	546,500	570,556	728,000	852,875	*$597,655*
Feb	473,250	378,167	503,250	680,000	837,750	800,000	*$612,070*
Mar	520,509	469,250	500,701	487,550	877,400	909,200	*$627,435*
Apr	476,667	494,500	382,500	415,833	738,000		*$501,500*
May	476,540	410,700	490,000	612,000	831,143		*$564,077*
Jun	513,198	496,500	471,750	600,946	958,000		*$608,079*
Jul	466,667	375,625	508,833	485,000	804,333		*$528,092*
Aug	501,655	513,800	439,143	678,955	733,500		*$573,411*
Sep	434,950	439,250	475,800				*$450,000*
Oct	369,167		560,250	652,625	845,000		*$606,761*
Nov	396,357	472,500	541,688	625,000	922,000		*$591,509*
Dec	467,143	468,333	477,400	730,750	811,667		*$591,059*
Average	**$ 463,259**	**$ 449,420**	**$ 491,485**	**$ 594,474**	**$ 826,072**	**$ 854,025**	

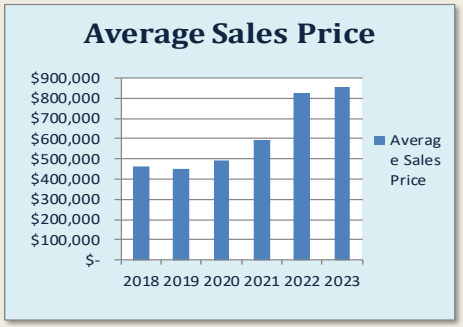

Spanish Wells
Single Family Closed Sales

Month	2018	2019	2020	2021	2022	2023	Monthly AVG.
Jan	2	1	4	9	6	4	*4*
Feb	4	3	4	1	2	1	*3*
Mar	8	4	10	8	5	5	*7*
Apr	6	3	3	3	3		*4*
May	5	5	5	5	7		*5*
Jun	4	5	1	7	4		*4*
Jul	3	4	3	1	3		*3*
Aug	5	5	5	5	2		*4*
Sep	2	4	5	0	0		*2*
Oct	3	0	4	4	4		*3*
Nov	7	2	8	4	4		*5*
Dec	7	3	11	4	3		*6*
Monthly Average	**5**	**3**	**5**	**4**	**4**	**3**	
Total Sales	**56**	**39**	**63**	**51**	**43**	**10**	

