PREMIERE PLUS Realty Co.



Jonathan Gunger
Direct: (239)-289-5079
www.jonathangunger.com
realestate@jonathangunger.com

Miromar Lakes Beach and Golf Club

Condo-Villa Active Listings

Month	2018	2019	2020	2021	2022	2023
Jan	53	47	48	46	10	11
Feb	61	50	48	48	20	10
Mar	58	45	46	47	19	13
Apr	55	50	41	36	18	
May	53	47	40	27	15	
Jun	41	44	44	18	12	
Jul	45	40	50	10	8	
Aug	44	38	51	12	6	
Sep	43	37	47	14	6	
Oct	46	45	43	14	5	
Nov	46	50	44	16	7	
Dec	43	45	40	11	9	
Average	49	45	45	25	11	11
Median	46	45	45	17	10	11

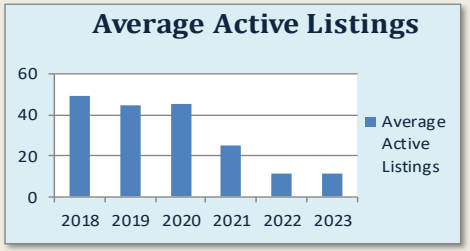

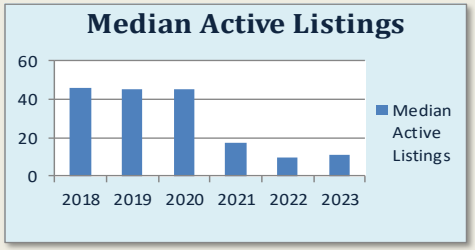

Miromar Lakes Beach and Golf Club

Condo-Villa Median List Price

Month	2018	2019	2020	2021	2022	2023
Jan	849,500	642,500	699,900	535,000	887,000	1,347,500
Feb	649,000	887,500	449,000	524,700	937,500	629,000
Mar	431,950	591,500	409,000	824,500	950,000	1,472,000
Apr	486,500	699,900		534,900	779,000	
May	783,500	325,000	372,000	790,000	654,450	
Jun	514,000	663,950	497,000	675,000	822,950	
Jul	438,900	449,000	920,000	1,275,000	1,375,000	
Aug	399,900	432,000	599,995	497,500	699,450	
Sep	492,450	445,000	749,000	1,074,500	672,200	
Oct	499,900	498,000	799,000	450,000	749,000	
Nov	284,000	802,000	569,900	1,100,000	1,337,000	
Dec	502,000	782,000	612,250	450,000	1,472,500	
Yearly Median	**$ 496,175**	**$ 617,000**	**$ 599,995**	**$ 605,000**	**$ 854,975**	**$1,347,500**



PREMIERE PLUS Realty Co.



Jonathan Gunger
Direct: (239)-289-5079
www.jonathangunger.com
realestate@jonathangunger.com

Miromar Lakes Beach and Golf Club

Condo-Villa Median Days on Market

Month	2018	2019	2020	2021	2022	2023
Jan	98	224	154	303	56	137
Feb	387	402	117	120	39	71
Mar	110	247	221	63	38	80
Apr	285	195	119	107	59	
May	391	211	189	62	96	
Jun	153	289	259	65		
Jul		215	168	46	89	
Aug	212	355	117	58	82	
Sep	247	238	112	46		
Oct	228		78	55	177	
Nov	423	329	195	43		
Dec	150	102	141	43	67	
Median	**228**	**238**	**148**	**60**	**67**	**80**

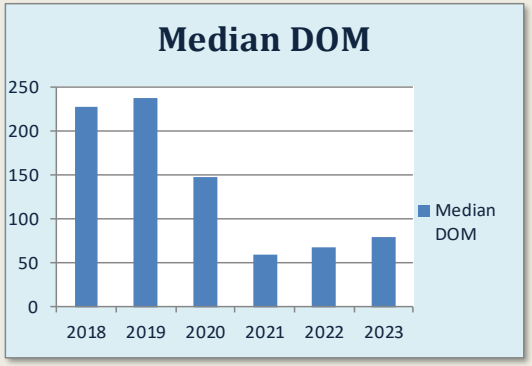

Miromar Lakes Beach and Golf Club

Condo-Villa Median Sales Price

Month	2018	2019	2020	2021	2022	2023
Jan	695,000	391,250	419,000	705,000	680,000	1,175,000
Feb	650,000	735,000	627,450	400,950	1,387,000	625,000
Mar	690,000	420,000	739,000	435,000	905,000	1,100,000
Apr	580,000	825,000	600,000	602,000	920,000	
May	558,500	500,000	790,000	642,000	969,000	
Jun	690,000	300,000	590,000	595,000		
Jul		345,000	338,500	807,500	767,500	
Aug	660,000	1,020,000	357,500	1,055,000	632,000	
Sep	778,875	479,500	427,000	707,250		
Oct	600,000		587,500	420,000	900,000	
Nov	420,000	642,000	715,000	507,500		
Dec	438,000	388,000	560,000	1,100,000	760,000	
Median	**$ 650,000**	**$ 479,500**	**$ 588,750**	**$ 622,000**	**$ 900,000**	**$1,100,000**

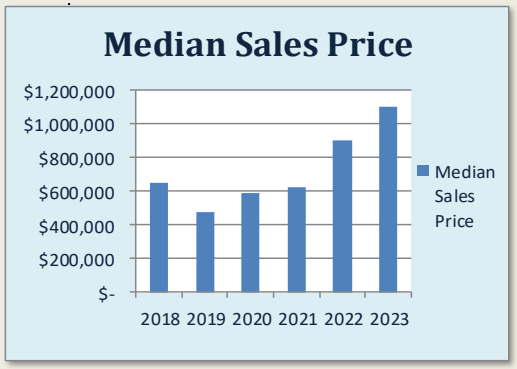

PREMIERE PLUS Realty Co.



Jonathan Gunger
Direct: (239)-289-5079
www.jonathangunger.com
realestate@jonathangunger.com

Miromar Lakes Beach and Golf Club

Condo-Villa Average Sales Price

Month	2018	2019	2020	2021	2022	2023
Jan	633,333	391,250	458,000	705,000	676,800	1,175,000
Feb	845,000	636,667	590,817	576,140	1,387,000	866,667
Mar	623,200	430,800	651,900	563,779	1,016,700	1,096,250
Apr	597,000	700,917	708,250	694,471	920,000	
May	558,500	520,333	650,000	708,311	1,060,000	
Jun	654,332	456,250	590,000	689,912		
Jul		358,333	474,000	897,500	796,250	
Aug	581,371	904,000	362,500	1,052,500	632,000	
Sep	766,938	479,500	562,571	841,125		
Oct	600,000		613,333	426,633	980,000	
Nov	420,000	642,000	659,214	649,975		
Dec	615,500	460,250	679,500	983,556	760,000	
Average	**$ 626,834**	**$ 543,664**	**$ 583,340**	**$ 732,409**	**$ 914,306**	**$1,045,972**

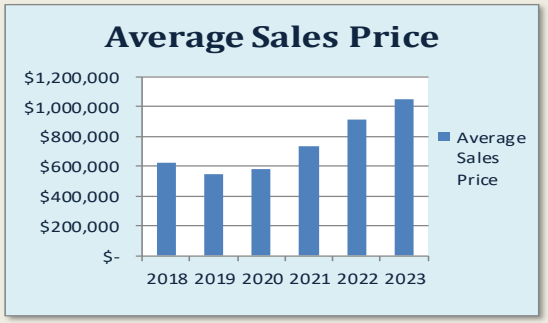

Miromar Lakes Beach and Golf Club

Condo-Villa Closed Sales

Month	2018	2019	2020	2021	2022	2023
Jan	3	2	3	2	5	2
Feb	3	3	6	10	2	3
Mar	5	5	9	14	8	4
Apr	7	6	4	21	2	
May	2	3	3	12	8	
Jun	11	4	1	17	0	
Jul	0	3	4	4	4	
Aug	7	3	4	4	1	
Sep	4	2	7	4	0	
Oct	2	0	6	3	3	
Nov	2	2	7	4	0	
Dec	4	4	7	9	2	
Monthly Average	**4**	**3**	**5**	**9**	**3**	**3**
Total Sales	**50**	**37**	**61**	**104**	**35**	**9**



