PREMIERE PLUS Realty Co.



Jonathan Gunger
Direct: (239)-289-5079
www.jonathangunger.com
realestate@jonathangunger.com

Miromar Lakes Beach and Golf Club

Single Family Active Listings
Time frame is from 2018 to 2023

Month	2018	2019	2020	2021	2022	2023
Jan	43	40	40	30	10	13
Feb	44	45	49	33	13	16
Mar	36	43	52	25	12	23
Apr	34	39	51	18	14	
May	38	40	55	15	14	
Jun	37	36	50	12	15	
Jul	36	30	51	13	16	
Aug	31	29	57	16	14	
Sep	34	30	55	17	11	
Oct	36	32	51	24	12	
Nov	34	37	48	22	10	
Dec	36	41	37	9	11	
Average	**37**	**37**	**50**	**20**	**13**	**17**
Median	**36**	**38**	**51**	**18**	**13**	**16**

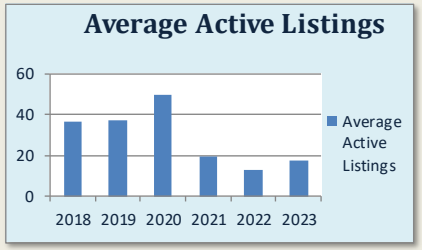

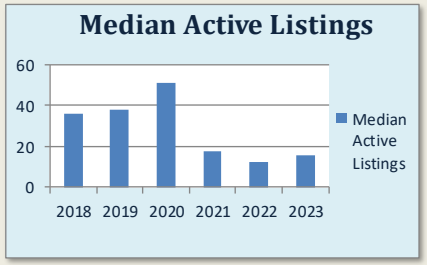

Miromar Lakes Beach and Golf Club

Single Family Median List Price
Time frame is from 2018 to 2023

Month	2018	2019	2020	2021	2022	2023
Jan	645,900	1,825,000	621,450	1,499,000	2,775,000	1,595,000
Feb	1,350,000	1,350,000	1,860,000	2,795,000	2,337,000	1,747,000
Mar	1,214,000	1,259,000	1,571,735	1,537,500	3,000,000	2,597,500
Apr	899,000	649,000	695,000	2,237,500	1,550,000	
May	617,000	549,000	1,099,000	2,147,500	917,700	
Jun	1,840,000	425,000	1,014,500	650,000	836,750	
Jul	1,599,000		2,295,000	2,750,000	3,499,000	
Aug		538,950	1,019,500	1,925,000	4,122,500	
Sep	1,099,000	1,850,000	1,697,350	2,700,000	3,395,000	
Oct	537,000	1,650,000	1,774,450	2,287,500	2,814,000	
Nov	774,900	2,072,000	640,000	2,500,000	2,295,000	
Dec	799,000	1,887,200	1,807,000	1,849,000	2,126,000	
Yearly Median	**$ 899,000**	**$ 1,350,000**	**$ 1,335,368**	**$ 2,192,500**	**$ 2,556,000**	**$ 1,747,000**



PREMIERE PLUS Realty Co.



Jonathan Gunger
Direct: (239)-289-5079
www.jonathangunger.com
realestate@jonathangunger.com

Miromar Lakes Beach and Golf Club

Single Family Median Days on Market
Time frame is from 2018 to 2023

Month	2018	2019	2020	2021	2022	2023
Jan	98	326	161	123	25	33
Feb	86	202	180	162	285	86
Mar	214	304	108	141	35	0
Apr	167	164		168	103	
May	332	242	277	164	82	
Jun	214		132	56	51	
Jul	181	193	238		79	
Aug	257	473	392	2	61	
Sep		247	293	63	56	
Oct	657	172	159	121	176	
Nov	288	173	226	77	145	
Dec	285	58	116	67	89	
Median	**214**	**202**	**180**	**121**	**81**	**33**

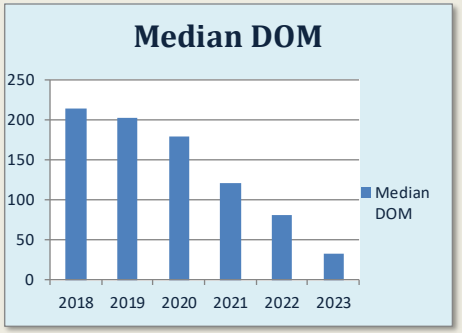

Miromar Lakes Beach and Golf Club

Single Family Median Sales Price
Time frame is from 2018 to 2023

Month	2018	2019	2020	2021	2022	2023
Jan	1,350,000	1,222,000	1,200,000	2,150,000	2,775,000	750,000
Feb	1,600,000	1,400,000	540,000	1,417,500	2,772,500	3,500,000
Mar	1,300,000	1,012,500	1,667,500	1,650,000	2,275,000	5,265,355
Apr	1,285,000	1,068,750	570,000	1,800,000	3,650,000	
May	1,425,000	1,804,750	4,525,000	2,447,500	2,972,500	
Jun	998,000		475,000	1,642,500	985,000	
Jul	2,257,500	4,467,443	2,548,750		789,000	
Aug	1,870,000	560,000	1,185,000	1,350,000	1,375,000	
Sep		1,107,500	1,492,500	1,962,500	1,050,000	
Oct	863,000	460,000	1,915,000	2,525,000	833,000	
Nov	573,750	1,000,000	580,000	1,850,000	3,795,000	
Dec	860,000	567,500	1,397,400	2,600,000	3,395,000	
Median	**$ 1,300,000**	**$ 1,068,750**	**$ 1,298,700**	**$ 1,850,000**	**$ 2,523,750**	**$ 3,500,000**

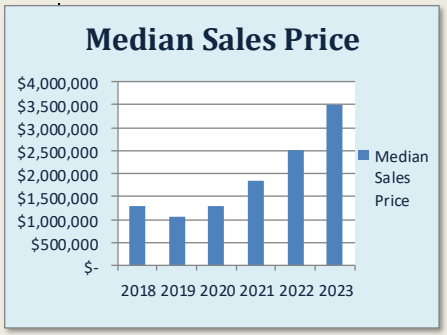

PREMIERE PLUS Realty Co.



Jonathan Gunger
Direct: (239)-289-5079
www.jonathangunger.com
realestate@jonathangunger.com

Miromar Lakes Beach and Golf Club

Single Family Average Sales Price
Time frame is from 2018 to 2023

Month	2018	2019	2020	2021	2022	2023
Jan	1,450,000	1,222,000	1,077,200	2,116,903	2,825,000	999,000
Feb	1,375,000	1,400,000	1,046,667	1,335,594	2,772,500	3,500,000
Mar	1,317,684	1,012,500	1,540,833	1,680,364	2,426,150	5,265,355
Apr	1,149,000	996,667	570,000	1,850,000	3,799,750	
May	1,425,000	1,804,750	4,525,000	2,544,167	3,042,500	
Jun	1,076,833		713,750	1,518,333	1,466,667	
Jul	2,257,500	4,467,443	2,708,438		1,713,000	
Aug	2,457,500	556,667	1,367,500	1,350,000	2,132,714	
Sep		1,084,167	1,733,000	1,962,500	1,896,667	
Oct	863,000	460,000	1,743,900	2,525,000	833,000	
Nov	573,750	1,000,000	700,000	2,165,167	2,659,550	
Dec	1,041,667	567,500	1,269,500	2,923,000	3,395,000	
Average	**$ 1,362,449**	**$ 1,324,699**	**$ 1,582,982**	**$ 1,997,366**	**$ 2,413,542**	**$ 3,254,785**



Miromar Lakes Beach and Golf Club

Single Family Closed Sales
Time frame is from 2018 to 2023

Month	2018	2019	2020	2021	2022	2023
Jan	3	2	5	9	4	3
Feb	3	2	3	8	2	1
Mar	9	2	6	11	6	1
Apr	5	6	1	9	4	
May	2	2	2	6	4	
Jun	3	0	4	6	3	
Jul	2	1	8	0	3	
Aug	4	3	4	1	7	
Sep	0	6	8	2	3	
Oct	1	1	10	2	1	
Nov	2	1	5	9	5	
Dec	3	2	13	11	1	
Monthly Average	**3**	**2**	**6**	**6**	**4**	**2**
Total Sales	**37**	**28**	**69**	**74**	**43**	**5**

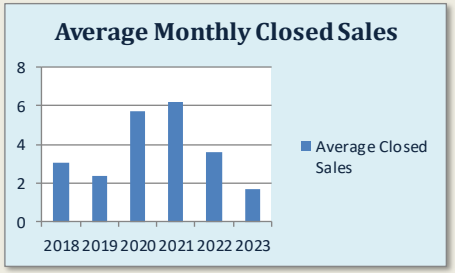



PREMIERE PLUS Realty Co.



Jonathan Gunger
Direct: (239)-289-5079
www.jonathangunger.com
realestate@jonathangunger.com