PREMIERE PLUS Realty Co.



Jonathan Gunger
Direct: (239)-289-5079
www.jonathangunger.com
realestate@jonathangunger.com

SEASONS AT BONITA
Single Family Active Listings

Month	2018	2019	2020	2021	2022	2023
Jan	0	15	24	25	20	65
Feb	0	20	21	28	25	70
Mar	0	26	22	24	22	71
Apr	0	16	20	23	18	
May	0	17	21	17	25	
Jun	0	15	19	14	31	
Jul	0	17	18	14	39	
Aug	0	18	20	15	50	
Sep	0	18	23	20	56	
Oct	0	24	20	17	61	
Nov	0	22	19	20	63	
Dec	7	23	22	19	64	
Average	**1**	**19**	**21**	**20**	**40**	**69**
Median	**0**	**18**	**21**	**20**	**35**	**70**

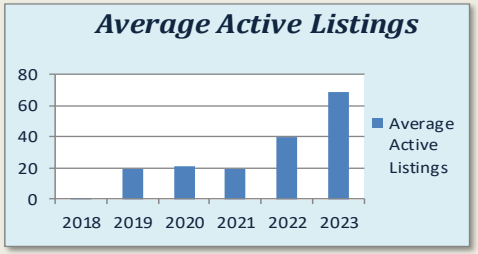

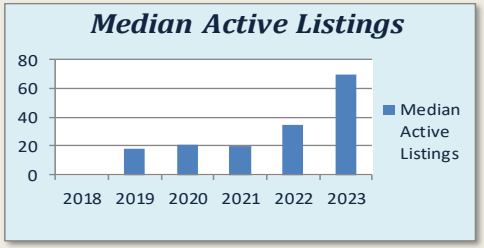

SEASONS AT BONITA
Single Family Median List Price

Month	2018	2019	2020	2021	2022	2023
Jan			411,000	387,435	637,450	563,000
Feb			316,000	385,123		622,620
Mar			338,700	448,445	516,795	610,000
Apr		321,000	322,950	405,173	570,603	
May		352,625	329,900	442,755	578,275	
Jun		378,000	330,693	430,000	600,068	
Jul		360,700	410,000	464,020	769,510	
Aug			364,450	433,115	754,880	
Sep		327,217	349,000	495,000	655,000	
Oct		307,000	377,500	455,000	571,758	
Nov		319,000	400,000	512,390	550,000	
Dec		379,995	344,225	536,750	510,000	
Yearly Median	**#NUM!**	**$ 339,921**	**$ 346,613**	**$ 445,600**	**$ 578,275**	**$ 610,000**



PREMIERE PLUS Realty Co.



Jonathan Gunger
Direct: (239)-289-5079
www.jonathangunger.com
realestate@jonathangunger.com

SEASONS AT BONITA

Single Family Median Days on Market

Month	2018	2019	2020	2021	2022	2023
Jan			126	119	61	200
Feb			156	97		219
Mar			134	118	267	224
Apr		125	148	122	160	
May		124	108	101	156	
Jun		138	100	133	345	
Jul		178	118	164	200	
Aug			112	193	345	
Sep		196	86	53	89	
Oct		64	164	39	114	
Nov		241	87		191	
Dec		192	106	33	97	
Median		**158**	**115**	**118**	**160**	**219**

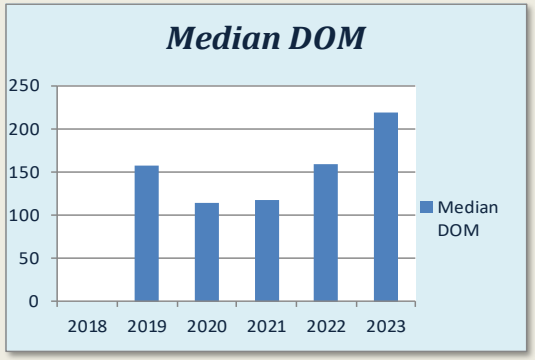

SEASONS AT BONITA

Single Family Median Sales Price

Month	2018	2019	2020	2021	2022	2023
Jan			411,000	387,435	637,450	563,000
Feb			316,000	385,123		622,620
Mar			338,700	448,445	516,795	610,000
Apr		321,000	322,950	405,173	570,603	
May		352,625	329,900	442,755	578,275	
Jun		378,000	330,693	430,000	600,068	
Jul		360,700	410,000	464,020	769,510	
Aug			364,450	433,115	754,880	
Sep		327,217	349,000	495,000	655,000	
Oct		307,000	377,500	455,000	571,758	
Nov		319,000	400,000	512,390	550,000	
Dec		379,995	344,225	536,750	510,000	
Median		**$ 339,921**	**$ 346,613**	**$ 445,600**	**$ 578,275**	**$ 610,000**

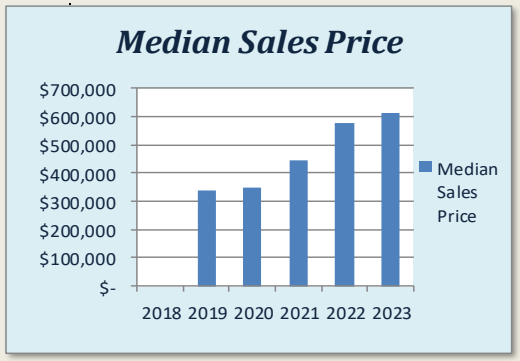

PREMIERE PLUS Realty Co.



Jonathan Gunger
Direct: (239)-289-5079
www.jonathangunger.com
realestate@jonathangunger.com

SEASONS AT BONITA
Single Family Average Sales Price

Month	2018	2019	2020	2021	2022	2023
Jan			411,000	406,218	637,450	576,127
Feb			344,120	387,696		639,117
Mar			344,264	437,101	528,598	609,107
Apr		321,000	322,950	388,961	574,077	
May		352,625	330,258	443,735	575,433	
Jun		367,952	349,266	426,408	604,796	
Jul		346,491	391,072	476,817	712,482	
Aug			355,610	459,190	754,880	
Sep		333,906	359,900	495,000	638,333	
Oct		307,000	382,377	488,300	580,112	
Nov		358,000	401,176	512,390	548,708	
Dec		377,579	375,113	534,313	543,423	
Average		**$ 345,569**	**$ 363,926**	**$ 454,677**	**$ 608,936**	**$ 608,117**

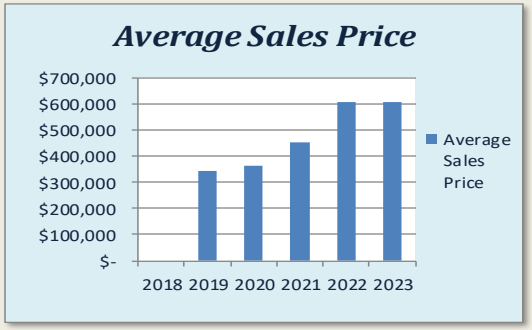

SEASONS AT BONITA
Single Family Closed Sales

Month	2018	2019	2020	2021	2022	2023
Jan	0	0	1	3	2	10
Feb	0	0	7	6	0	7
Mar	0	0	8	8	6	9
Apr	0	1	2	6	6	
May	0	2	5	6	4	
Jun	0	3	4	9	8	
Jul	0	5	7	5	9	
Aug	0	0	6	4	2	
Sep	0	3	5	2	6	
Oct	0	1	7	3	10	
Nov	0	3	7	1	9	
Dec	0	6	9	4	9	
Monthly Average	**0**	**2**	**6**	**5**	**6**	**9**
Total Sales	**0**	**24**	**68**	**57**	**71**	**26**

