PREMIERE PLUS Realty Co.



Jonathan Gunger
Direct: (239)-289-5079
www.jonathangunger.com
realestate@jonathangunger.com

Village Walk of Bonita Springs
Single Family Active Listings

Month	2018	2019	2020	2021	2022	2023
Jan	36	38	34	9	6	11
Feb	48	44	29	12	8	18
Mar	50	47	19	10	8	16
Apr	49	42	17	13	7	
May	46	36	17	8	10	
Jun	39	26	16	6	10	
Jul	35	20	13	7	10	
Aug	30	19	8	7	10	
Sep	25	21	9	10	6	
Oct	30	25	13	8	6	
Nov	34	26	13	5	5	
Dec	34	29	12	7	7	
Average	**38**	**31**	**17**	**9**	**8**	**15**
Median	**36**	**28**	**15**	**8**	**8**	**16**

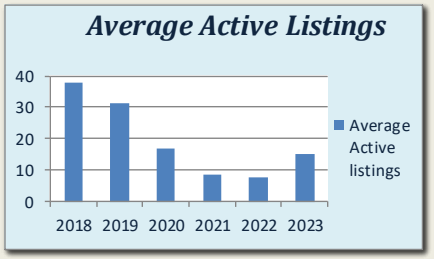

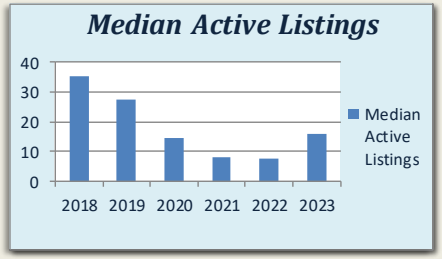

Village Walk of Bonita Springs
Single Family Median List Price

Month	2018	2019	2020	2021	2022	2023
Jan	419,950	415,000	413,500	429,000	554,900	889,000
Feb	417,000	407,900	320,000	457,700	619,450	703,500
Mar	414,000	426,950	399,900	479,500	676,500	757,450
Apr	404,000	399,500	414,450	449,000	700,000	
May	429,900	309,000	365,750	530,000	602,000	
Jun	444,900	439,000	469,900	557,450	554,250	
Jul	435,000	387,400	387,000	484,450	744,000	
Aug	390,000	372,000	449,900	599,900	599,900	
Sep	341,500	359,900	366,000	605,500		
Oct	419,300	419,000	455,000	724,900	649,999	
Nov	379,275	429,000	524,700	479,900	656,000	
Dec	423,950	405,000	432,000	664,900	631,850	
Yearly Median	**$ 418,150**	**$ 406,450**	**$ 413,975**	**$ 507,225**	**$ 631,850**	**$ 757,450**



PREMIERE PLUS Realty Co.



Jonathan Gunger
Direct: (239)-289-5079
www.jonathangunger.com
realestate@jonathangunger.com

Village Walk of Bonita Springs

Single Family Median Days on Market

0

Month	2018	2019	2020	2021	2022	2023
Jan	52	103	87	81	74	90
Feb	47		112	48	78	28
Mar	115	102	126	40	51	50
Apr	254	91	148	49	33	
May	159	198	514	39	54	
Jun	155	149	92	65	42	
Jul	163	167	76	47	25	
Aug	148	119	125	37	57	
Sep	149	71	177	35	49	
Oct	93	47	91	50	95	
Nov	46	135	61	64	124	
Dec	174	232	73	28	52	
Median	**149**	**119**	**102**	**48**	**53**	**50**

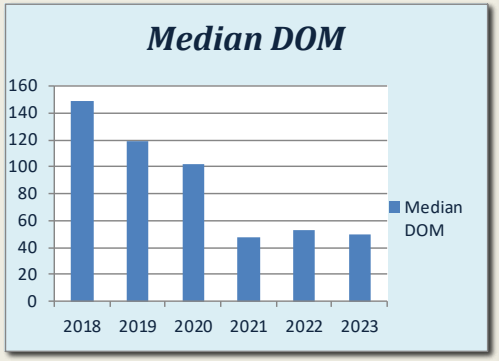

Village Walk of Bonita Springs

Single Family Median Sales Price

0

Month	2018	2019	2020	2021	2022	2023
Jan	421,500	411,000	387,500	455,000	609,000	735,000
Feb	410,000		420,000	420,000	665,500	839,000
Mar	412,500	382,450	398,800	451,900	658,750	740,000
Apr	406,000	394,350	309,925	455,000	662,450	
May	342,000	357,000	337,500	461,750	689,000	
Jun	411,000	332,000	390,000	476,557	695,000	
Jul	392,500	410,000	370,000	544,500	460,000	
Aug	390,000	300,000	413,750	499,000	593,000	
Sep	382,250	367,500	344,950	545,200	572,500	
Oct	422,500	425,000	420,000	650,000	772,500	
Nov	417,500	387,000	459,000	605,500	703,500	
Dec	395,500	310,000	475,000	496,000	621,500	
Median	**$ 408,000**	**$ 382,450**	**$ 394,400**	**$ 486,279**	**$ 660,600**	**$ 740,000**

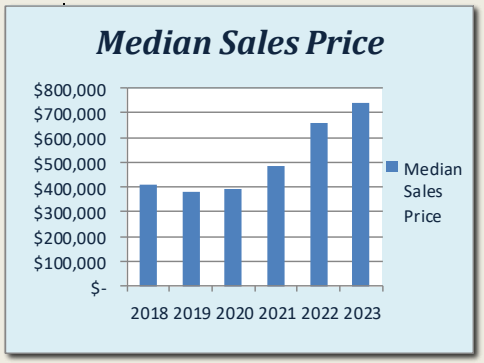

PREMIERE PLUS Realty Co.



Jonathan Gunger
Direct: (239)-289-5079
www.jonathangunger.com
realestate@jonathangunger.com

Village Walk of Bonita Springs

Single Family Average Sales Price

Month	2018	2019	2020	2021	2022	2023
Jan	421,500	399,317	382,500	435,117	573,000	735,000
Feb	410,000		400,500	390,520	665,500	839,000
Mar	361,000	371,600	401,700	462,544	634,125	759,286
Apr	391,438	374,979	338,975	448,333	630,650	
May	344,250	347,889	337,500	447,817	705,800	
Jun	411,000	359,500	380,000	510,711	669,322	
Jul	379,453	413,333	385,986	544,500	460,000	
Aug	396,313	334,667	413,417	500,333	635,967	
Sep	376,050	336,750	344,950	555,100	605,000	
Oct	419,375	394,500	400,000	627,167	712,167	
Nov	415,833	392,333	452,700	630,225	703,500	
Dec	391,250	310,000	452,333	496,000	621,500	
Average	**$ 393,122**	**$ 366,806**	**$ 390,880**	**$ 504,031**	**$ 634,711**	**$ 777,762**



Village Walk of Bonita Springs

Single Family Closed Sales

0

Month	2018	2019	2020	2021	2022	2023
Jan	2	8	4	6	3	2
Feb	1	0	7	5	2	2
Mar	3	4	9	9	4	7
Apr	8	7	6	3	6	
May	4	9	2	6	5	
Jun	7	9	4	5	9	
Jul	8	3	7	2	1	
Aug	8	3	6	3	3	
Sep	5	4	2	4	4	
Oct	4	3	3	6	3	
Nov	3	3	5	4	2	
Dec	4	2	3	1	2	
Monthly Average	**5**	**5**	**5**	**5**	**4**	**4**
Total Sales	**57**	**55**	**58**	**54**	**44**	**11**

