PREMIERE PLUS Realty Co.



Jonathan Gunger
Direct: (239)-289-5079
www.jonathangunger.com
realestate@jonathangunger.com

Bonita National Golf and Country Club
Single Family Active Listings

Month	2018	2019	2020	2021	2022	2023	Monthly AVG.
Jan	6	8	16	9	11	22	*12*
Feb	5	7	22	8	15	27	*14*
Mar	7	15	30	18	23	32	*21*
Apr	10	16	23	20	22		*18*
May	16	13	22	9	21		*16*
Jun	16	13	25	7	16		*15*
Jul	15	9	20	6	15		*13*
Aug	17	9	11	8	13		*12*
Sep	13	6	21	8	15		*13*
Oct	14	15	17	10	17		*15*
Nov	9	12	13	9	22		*13*
Dec	8	7	9	10	21		*11*
Average	**11**	**11**	**19**	**10**	**18**	**27**	
Median	**12**	**11**	**21**	**9**	**17**	**27**	



Bonita National Golf and Country Club
Single Family Median List Price

Month	2018	2019	2020	2021	2022	2023	Monthly AVG.
Jan	$512,450	$591,782	$550,581	$616,145	$812,400	$1,094,000	*$696,226*
Feb		$457,450	$578,188	$579,900	$1,199,000	$1,074,500	*$777,808*
Mar	$507,000	$500,941	$532,958	$699,900	$1,199,900	$1,039,500	*$746,700*
Apr	$667,000	$699,999	$469,000	$714,450	$1,199,000		*$749,890*
May	$579,000	$488,118	$596,500	$735,500	$1,150,000		*$709,824*
Jun	$699,000	$532,000	$544,950	$739,900	$1,399,000		*$782,970*
Jul	$536,029	$644,900	$539,900	$757,000	$1,245,000		*$744,566*
Aug	$532,791	$490,489	$549,844	$710,134	$1,199,000		*$696,452*
Sep	$519,000		$587,664	$799,900	$1,147,500		*$763,516*
Oct	$559,000	$518,560	$559,900	$898,000	$1,145,000		*$736,092*
Nov	$535,000	$624,000	$506,500	$995,000	$1,199,000		*$771,900*
Dec	$435,000	$599,990		$974,000	$1,045,000		*$763,498*
Yearly Median	**$ 535,000**	**$ 532,000**	**$ 549,844**	**$ 737,700**	**$ 1,199,000**	**$ 1,074,500**	



PREMIERE PLUS Realty Co.



Jonathan Gunger
Direct: (239)-289-5079
www.jonathangunger.com
realestate@jonathangunger.com

Bonita National Golf and Country Club

Single Family Median Days on Market

Month	2018	2019	2020	2021	2022	2023	Monthly AVG.
Jan	109		104	117	47	75	*90*
Feb	146	143	55	125	32	130	*105*
Mar	85	84	65	132	57	91	*86*
Apr	125	47	97	34	54		*71*
May	69	73	75	63	59		*68*
Jun	98	49	125	62	80		*83*
Jul	93	69	49	83	69		*73*
Aug	132	67	138	84	118		*108*
Sep	130	114	295	49	51		*128*
Oct	104	78	63	69	82		*79*
Nov	137	48	53	58	206		*100*
Dec	185	68	51	72	57		*87*
	117	**69**	**70**	**71**	**58**	**91**	

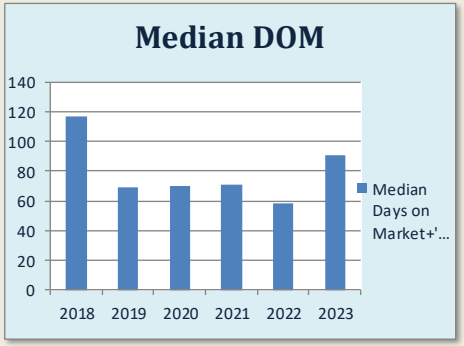

Bonita National Golf and Country Club

Single Family Median Sales Price

Month	2018	2019	2020	2021	2022	2023	Monthly AVG.
Jan	$460,000		$617,500	$532,558	$1,027,500	$1,180,000	*$763,512*
Feb	$460,000	$531,500	$514,500	$550,360	$896,250	$1,100,000	*$675,435*
Mar	$429,000	$460,000	$497,500	$579,900	$749,000	$992,500	*$617,983*
Apr	$472,500	$413,557	$531,749	$740,000	$978,000		*$627,161*
May	$450,000	$465,500	$485,000	$665,000	$1,240,000		*$661,100*
Jun	$630,000	$528,000	$525,000	$670,000	$1,137,000		*$698,000*
Jul	$640,000	$474,700	$510,000	$776,000	$1,225,000		*$725,140*
Aug	$523,000	$515,000	$552,894	$649,925	$1,172,500		*$682,664*
Sep	$480,000	$528,000	$630,000	$755,000	$1,225,000		*$723,600*
Oct	$528,000	$480,000	$544,000	$779,000	$1,025,301		*$671,260*
Nov	$480,000	$495,697	$621,250	$861,346	$1,150,000		*$721,659*
Dec	$565,000	$510,000	$660,000	$900,000	$1,110,000		*$749,000*
Median	**$ 480,000**	**$ 495,697**	**$ 537,875**	**$ 705,000**	**$ 1,123,500**	**$ 1,100,000**	

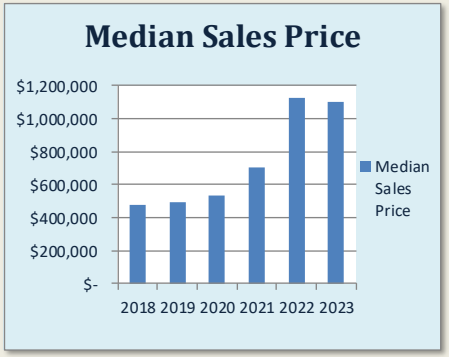

PREMIERE PLUS Realty Co.



Jonathan Gunger
Direct: (239)-289-5079
www.jonathangunger.com
realestate@jonathangunger.com

Bonita National Golf and Country Club

Single Family Average Sales Price

Month	2018	2019	2020	2021	2022	2023	Monthly AVG.
Jan	$517,667		$642,167	$534,619	$1,147,963	$1,241,750	*$816,833*
Feb	$460,000	$515,750	$514,500	$567,730	$979,375	$1,100,000	*$689,559*
Mar	$429,000	$460,000	$556,250	$554,115	$807,667	$992,500	*$633,255*
Apr	$472,500	$458,186	$543,437	$738,800	$960,807		*$634,746*
May	$450,000	$505,879	$500,000	$680,824	$1,225,150		*$672,371*
Jun	$610,000	$528,000	$520,222	$679,000	$1,266,200		*$720,684*
Jul	$640,000	$474,600	$525,076	$785,500	$1,192,467		*$723,529*
Aug	$523,000	$561,247	$572,039	$650,915	$1,191,250		*$699,690*
Sep	$490,000	$560,333	$630,000	$767,000	$1,225,000		*$734,467*
Oct	$570,833	$480,000	$627,429	$804,321	$1,025,301		*$701,577*
Nov	$476,270	$512,732	$632,083	$866,893	$1,162,500		*$730,096*
Dec	$565,000	$570,000	$611,333	$886,333	$1,110,000		*$748,533*
Average	**$ 517,023**	**$ 511,521**	**$ 572,878**	**$ 709,671**	**$ 1,107,807**	**$ 1,111,417**	

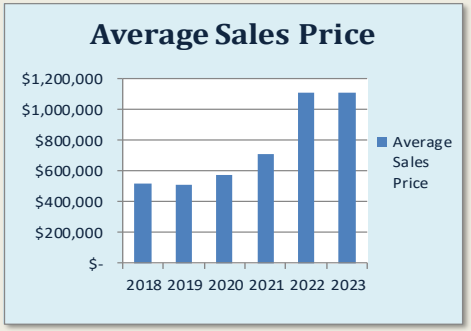

Bonita National Golf and Country Club

Single Family Closed Sales

Month	2018	2019	2020	2021	2022	2023	Monthly AVG.
Jan	3	0	3	4	6	4	*3*
Feb	1	4	2	4	4	1	*3*
Mar	1	1	4	3	3	2	*2*
Apr	2	3	8	5	8		*5*
May	1	10	5	12	10		*8*
Jun	3	1	9	6	5		*5*
Jul	1	4	9	4	3		*4*
Aug	2	5	16	4	4		*6*
Sep	4	3	2	5	1		*3*
Oct	3	1	7	3	2		*3*
Nov	5	6	6	8	4		*6*
Dec	1	5	3	3	2		*3*
Monthly Average	**2**	**4**	**6**	**5**	**4**	**2**	
Total Sales	**27**	**43**	**74**	**61**	**52**	**7**	



