PREMIERE PLUS Realty Co.



Jonathan Gunger
Direct: (239)-289-5079
www.jonathangunger.com
realestate@jonathangunger.com

Spanish Wells
Condo-Villa Active Listings

Month	2018	2019	2020	2021	2022	2023
Jan	28	29	10	18	6	8
Feb	27	32	11	13	6	11
Mar	25	29	10	9	4	12
Apr	27	28	14	6	7	
May	21	18	14	5	7	
Jun	15	15	12	4	4	
Jul	12	13	11	3	6	
Aug	13	12	16	3	4	
Sep	14	13	16	4	5	
Oct	16	15	16	3	9	
Nov	17	12	18	6	7	
Dec	24	12	16	6	5	
Average	**20**	**19**	**14**	**7**	**6**	**10**
Median	**19**	**15**	**14**	**6**	**6**	**11**

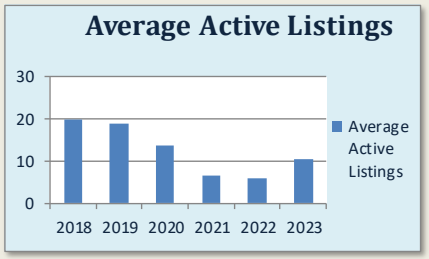

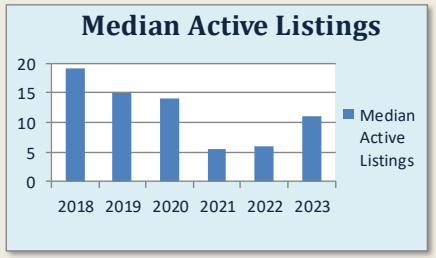

Spanish Wells
Condo-Villa Median List Price
0

Month	2018	2019	2020	2021	2022	2023
Jan	$269,900	$269,000	$278,250	$268,700	$420,000	$449,000
Feb	$254,200	$254,900	$267,500	$334,900	$399,000	$450,000
Mar	$227,400	$279,487	$243,950	$319,900	$385,000	$425,000
Apr	$248,250	$265,000	$239,900	$280,000	$429,900	
May			$240,000	$206,950	$464,450	
Jun	$198,000	$220,000	$244,950	$268,000	$449,000	
Jul	$218,990	$264,000	$244,450	$299,250	$415,000	
Aug	$269,450		$274,900	$334,950	$414,450	
Sep	$231,950	$259,000	$262,000	$359,900	$429,450	
Oct	$225,000	$289,900	$307,450		$425,000	
Nov	$230,000	$259,900	$289,700	$325,000	$499,000	
Dec	$225,000	$198,200	$259,000	$360,000	$469,450	
Yearly Median	**$ 230,000**	**$ 261,950**	**$ 260,500**	**$ 319,900**	**$ 427,225**	**$ 449,000**



PREMIERE PLUS Realty Co.



Jonathan Gunger
Direct: (239)-289-5079
www.jonathangunger.com
realestate@jonathangunger.com

Spanish Wells

Condo-Villa Median Days on Market

Month	2018	2019	2020	2021	2022	2023
Jan	160	124	73	60	54	49
Feb	114	36	163	44	53	54
Mar	93	98	45	91	32	67
Apr	72	50	211	48	55	
May	97	111	57	126	43	
Jun	219	169	87	46	50	
Jul			120	60	49	
Aug	58		236	33	41	
Sep	344	154	62	24	50	
Oct	185	212	51	37		
Nov	157	40	85		36	
Dec		56	82	33	59	
Median	**136**	**105**	**84**	**46**	**50**	**54**

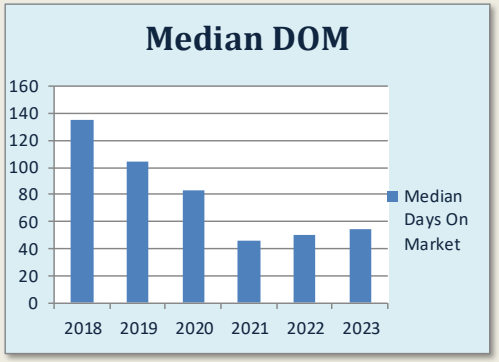

Spanish Wells

Condo-Villa Median Sales Price

Month	2018	2019	2020	2021	2022	2023
Jan	230,500	214,500	215,000	289,500	373,500	490,000
Feb	211,000	269,000	220,000	263,000	420,000	445,000
Mar	224,000	234,500	277,500	281,250	420,000	449,000
Apr	280,000	214,000	260,000	305,000	439,500	
May	248,000	260,000	189,500	284,125	389,000	
Jun	216,000	259,900	245,000	286,500	470,000	
Jul			247,500	263,500	443,000	
Aug	185,000		252,500	325,000	425,000	
Sep	224,000	255,000	269,900	328,500	399,500	
Oct	215,000	227,500	258,500	330,000		
Nov	200,000	278,500	200,000		425,000	
Dec		259,000	281,250	350,500	439,950	
Median	**$ 220,000**	**$ 257,000**	**$ 250,000**	**$ 289,500**	**$ 425,000**	**$ 449,000**

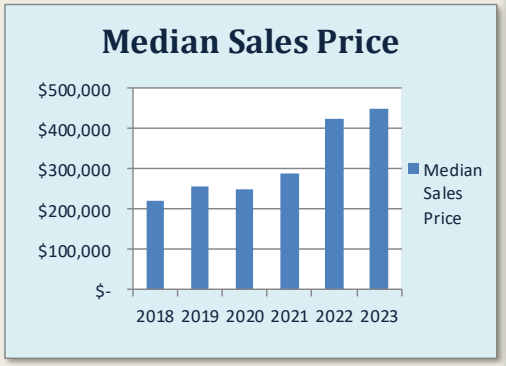

PREMIERE PLUS Realty Co.



Jonathan Gunger
Direct: (239)-289-5079
www.jonathangunger.com
realestate@jonathangunger.com

Spanish Wells
Condo-Villa Average Sales Price

Month	2018	2019	2020	2021	2022	2023
Jan	$219,000	$209,100	$211,000	$285,900	$379,625	$490,000
Feb	$219,711	269000	$226,333	$259,700	$406,667	$488,333
Mar	$224,000	$238,875	$277,500	$278,063	$414,167	$429,333
Apr	$280,000	$217,833	$260,000	$271,780	$439,500	
May	$232,667	$258,722	$189,500	$284,125	$391,000	
Jun	$227,410	$236,467	$245,000	$286,500	$470,000	
Jul			232500	$234,167	443000	
Aug	$185,000		$252,500	$325,000	$428,333	
Sep	$224,000	$255,000	$261,271	$328,500	$399,500	
Oct	$227,167	$213,000	$258,500	$330,000		
Nov	$200,000	$267,967	$207,100		$437,480	
Dec		$259,000	$279,738	364817	441225	
Average	**$ 223,896**	**$ 242,496**	**$ 241,745**	**$ 295,323**	**$ 422,772**	**$ 469,222**

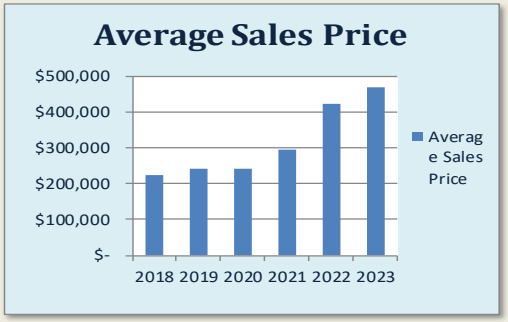

Spanish Wells
Condo-Villa Closed Sales

Month	2018	2019	2020	2021	2022	2023
Jan	4	5	3	5	4	2
Feb	9	1	3	5	3	3
Mar	2	4	2	8	3	3
Apr	2	3	1	5	2	
May	3	9	2	2	3	
Jun	5	3	2	2	2	
Jul	0	0	4	3	1	
Aug	1	0	1	2	3	
Sep	1	1	7	1	2	
Oct	3	4	2	1	0	
Nov	3	6	5	0	5	
Dec	0	1	8	6	4	
Monthly Average	**3**	**3**	**3**	**3**	**3**	**3**
Total Sales	**33**	**37**	**40**	**40**	**32**	**8**

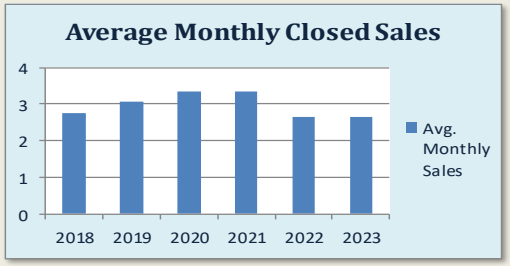



PREMIERE PLUS Realty Co.



Jonathan Gunger
Direct: (239)-289-5079
www.jonathangunger.com
realestate@jonathangunger.com