PREMIERE PLUS Realty Co.



Jonathan Gunger
Direct: (239)-289-5079
www.jonathangunger.com
realestate@jonathangunger.com

Audubon Country Club
Single Family Active Listings

Month	2018	2019	2020	2021	2022	2023
Jan	47	37	42	19	9	12
Feb	43	37	40	15	8	13
Mar	40	39	37	16	7	16
Apr	38	38	28	13	6	
May	33	37	30	14	6	
Jun	27	40	31	11	4	
Jul	19	39	27	10	5	
Aug	19	35	30	7	3	
Sep	26	31	31	6	3	
Oct	29	35	20	5	4	
Nov	31	37	19	5	7	
Dec	32	36	19	6	9	
Average	**32**	**37**	**30**	**11**	**6**	**14**
Median	**32**	**37**	**30**	**11**	**6**	**13**

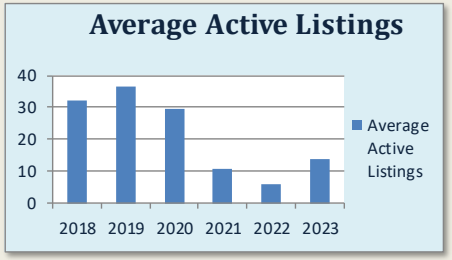

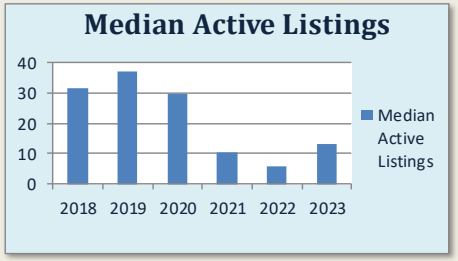

Audubon Country Club
Single Family Median List Price

Month	2018	2019	2020	2021	2022	2023
Jan	1,225,000	1,149,000	992,500	889,450	1,925,000	3,675,000
Feb	899,000	1,279,500	1,695,000	1,649,000		3,750,000
Mar	995,000	1,585,000	1,250,000	1,587,500	2,324,750	2,262,500
Apr	924,450	1,199,000	1,159,900	979,000	2,095,000	
May	1,449,000	1,224,000	899,000	1,889,500	1,795,000	
Jun	890,000	1,097,000	995,000	1,549,000	2,595,000	
Jul	669,000	599,900	1,147,450	1,787,500	3,500,000	
Aug	1,205,000	799,000	1,237,000	1,218,624		
Sep	885,000	779,000	714,000	2,600,000	2,299,000	
Oct	1,044,000	1,139,500	1,399,000		4,400,000	
Nov	997,500	962,000	1,899,000	2,472,500	3,497,500	
Dec	950,000	1,982,500	1,287,500	1,449,500	1,825,000	
Yearly Median	**$ 972,500**	**$1,144,250**	**$1,198,450**	**$1,587,500**	**$2,311,875**	**$3,675,000**



PREMIERE PLUS Realty Co.



Jonathan Gunger
Direct: (239)-289-5079
www.jonathangunger.com
realestate@jonathangunger.com

Audubon Country Club

Single Family Median Days on Market

Month	2018	2019	2020	2021	2022	2023
Jan	406	576	468	115	51	72
Feb	377	1101	139	96	54	62
Mar	117	220	284	82	115	78
Apr	96	205	120	88	100	
May	165	124	0	121	58	
Jun	158	2	197	97	64	
Jul	189	257	264	78	72	
Aug		172	283	54	105	
Sep	223	42	42	92	104	
Oct	216	384	226	71	77	
Nov	114	293	116	63	28	
Dec	463	131	116	185		
Median	**189**	**213**	**168**	**90**	**72**	**72**

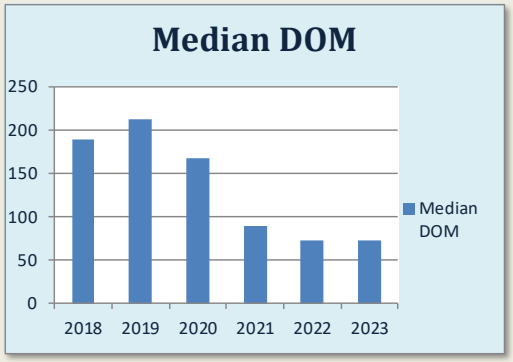

Audubon Country Club

Single Family Median Sales Price

Month	2018	2019	2020	2021	2022	2023
Jan	660,000	622,500	995,000	715,000	1,750,000	3,415,000
Feb	893,750	425,000	475,000	1,275,000	1,270,000	950,000
Mar	820,000	487,500	1,062,500	799,000	2,500,000	2,800,000
Apr	715,000	1,200,000	1,125,000	987,500	2,650,000	
May	966,650	880,000	800,000	1,500,000	2,400,000	
Jun	1,100,000	1,000,000	990,000	1,340,000	2,137,500	
Jul	1,250,000	730,000	850,000	1,555,000	1,597,500	
Aug		2,050,000	899,000	1,281,125	2,300,000	
Sep	1,275,000	2,362,500	1,088,000	1,910,000	1,155,000	
Oct	997,500	907,500	1,117,500	1,995,000	2,650,000	
Nov	647,500	715,000	1,090,000	2,187,500	1,735,000	
Dec	1,180,000	1,650,000	650,000	1,730,000		
Median	**$ 966,650**	**$ 893,750**	**$ 992,500**	**$1,420,000**	**$2,137,500**	**$2,800,000**

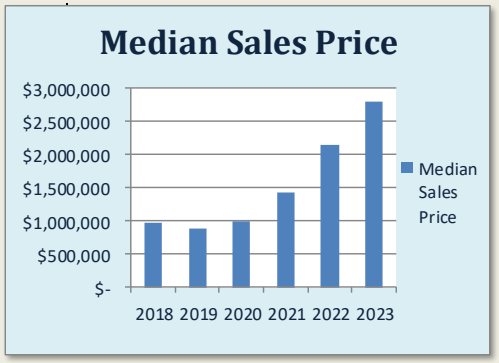

PREMIERE PLUS Realty Co.



Jonathan Gunger
Direct: (239)-289-5079
www.jonathangunger.com
realestate@jonathangunger.com

Audubon Country Club

Single Family Average Sales Price

Month	2018	2019	2020	2021	2022	2023
Jan	660,000	622,500	995,000	884,667	1,750,000	3,415,000
Feb	893,750	425,000	475,000	1,429,375	1,270,000	950,000
Mar	821,333	487,500	1,053,833	1,194,300	2,930,600	2,800,000
Apr	921,667	1,184,000	1,067,000	1,498,333	2,650,000	
May	914,575	880,000	800,000	1,386,667	2,353,200	
Jun	1,209,167	1,000,000	939,667	1,493,429	2,137,500	
Jul	1,238,333	730,000	923,000	1,417,600	1,597,500	
Aug		2,050,000	1,029,780	1,220,313	2,300,000	
Sep	1,275,000	2,362,500	1,015,417	1,874,750	1,155,000	
Oct	997,500	907,500	1,367,600	1,995,000	2,650,000	
Nov	647,500	800,000	1,162,333	2,187,500	1,735,000	
Dec	1,180,000	1,650,000	640,000	1,730,000		
Average	**$ 978,075**	**$1,091,583**	**$ 955,719**	**$1,525,995**	**$2,048,073**	**$2,388,333**

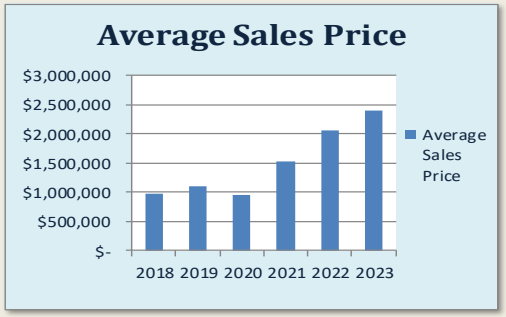

Audubon Country Club

Single Family Closed Sales

Month	2018	2019	2020	2021	2022	2023
Jan	1	2	1	3	1	2
Feb	2	1	1	8	1	1
Mar	3	2	3	5	5	1
Apr	3	5	4	6	2	
May	4	1	1	3	5	
Jun	3	1	3	7	1	
Jul	3	1	3	5	2	
Aug	0	1	5	4	1	
Sep	1	2	3	4	1	
Oct	2	2	10	1	1	
Nov	2	3	6	2	1	
Dec	2	1	3	1	0	
Monthly Average	**2**	**2**	**4**	**4**	**2**	**1**
Total Sales	**26**	**22**	**43**	**49**	**21**	**4**



