

DisPATCHER

Volume 40 #9

November 2022

To read the newsletter online .

Click once on the “DOWNLOAD NEWSLETTER” box at the bottom of the front page. This will open up the newsletter to be read online. If you want to download it to read later, you can download or print it using the download arrow or print button. It is usually in the black line at the top of your screen.



A Word From Our President!


This year is winding down faster than I thought it would. It's already November, and Christmas is right around the corner! Well, Thanksgiving does come first, and that, to me, can be way more fun. Families get together for good food and conversation, and there is not Christmas "stress" about what to buy for everyone. Don't get me wrong, I love Christmas, but ahh, Thanksgiving food is the best! It's the only time of the year I make Pumpkin Pie, my favorite. Sadly, I seem to be the only one that likes it! Oh well, more for me! I also make an Apple Pie for everyone else!

At the guild, we seem to be getting a steady attendance of around 90 or so, and everyone seems to like our speakers. I'm looking forward to our November speaker, Jeff Warner. His workshop will be a challenge for me, I've tried Bargello before and it wasn't pretty! But, I did learn how to paper piecing, so I CAN learn this!

Be sure to read about our new philanthropy project, Mug Rugs, in this newsletter. It will be a fun continuing project to benefit Meals on Wheels.

Bonnie Lippincott

President, OGQG



Membership

It's Time!!

November is the month we can start the 2023 MEMBERSHIP RENEWAL process.

You can print the form below and have it ready to turn in at our November General Meeting, or, we'll also have forms ready for you at all meetings.

Please have your renewal form in by the February 8, 2023 so you can be included in our 2023 Yearbook.

IT'S GOING TO BE A FUN YEAR

Thanks everyone,
Pam Osorio - Membership Chairperson



ORANGE GROVE 2023 QUILTERS GUILD MEMBERSHIP FORM

All members need to complete this form in it's entirety even if your information has not changed from the prior year.

Membership is \$40.00 for the year and can be paid by cash, check, credit card at the General Meetings. Please note: Credit cards transactions will be accepted with a **\$2.00 convenience charge**. Please contact me if you should need help with your payment options.

Make check payable to OGQG.

Form and payment can also be mailed to:

Pamela Osorio

Cell: 562-889-0600

3432 Hathaway Ave UNIT 130

Email: memapo1@yahoo.com

Long Beach, CA 90815

The Membership Roster/Yearbook will only given to members and will not be published online or used for any other purpose. To be included in the 2023 Roster/Yearbook, this form with dues needs to be returned to

Membership by the **February 8, 2023**.

_____ Please check here if you **DO NOT** want your information in the Roster/Yearbook

If you should need any help regarding our FaceBook Page, Webinars, Classes, Website, or Newsletter, please contact me and I will direct you to the person in handling this.

Thank you,

Pamela Osorio - Membership Chairperson

CHECK ONE:

I am a New Member _____

This is for Renewal _____ **Membership Number** _____

Life Time Member _____ **Membership Number** _____

PLEASE PRINT CLEARLY:

Name: _____

(Last)

(First)

Name I wish to be called: _____ **Spouse** _____

Street Address: _____

City: _____ **State:** _____ **Zip:** _____

Home Phone: _____ **Cell Phone:** _____

Email: _____

(Please print legibly. If no Email, please write "NONE")

Birthday: Month _____ **Day** _____

Chairperson's use only:

Date received: _____ **Paid by:** _____

Amount received: _____ **Check number:** _____

New member number assigned: _____

HELP WANTED: LUNCHEON AND HOME TOUR



Looking for a Few Home Sewing Rooms for our Luncheon and Home Tour Coming in 2023!!

Our Luncheon and Sewing Room Home Tour is being scheduled for 2023. We are looking for people to volunteer to host their homes as a part of this tour. Don't be shy! People love seeing where quilts are created and may pick up a few hints on how to set up their own quilting space! I know I have!

We have **three** individuals who have already volunteered and need two more to make this a great fundraiser for our guild.

Thank you in advance for your help!

Please contact Jan Horton, 714-328-4610 if you have any questions or would like to be a part of this fun event!




OGQG Facebook Page Reminder!

For those of you that are on the Orange Grove Quilters Guild Facebook Page, I want to remind you that you must be a member to join, and also to continue to follow the page.



Wow! OGQG Don't forget to share your progress, completions and inspirations on Instagram (IG). Our Instagram account is https://www.instagram.com/orange_grove_quilters_guild/ to see what other members are designing, working on and completing. Additionally use a hashtag (#OGQGShare) to create great visibility for the guild, and help you reach other members or potential future members with your wonderful quilt creations. Using the hashtag enables us to connect with other members and other members can connect with each other.



Robin Gallagher Social Media Chair

COMING ATTRACTIONS TO OUR GUILD!!

CAMP PENDELTON TOY DRIVE



It's hard to believe that the holidays are nearly here again and that it's time for our annual toy drive for the children of our enlisted at Camp Pendleton. We will be collecting toys, sports equipment and gift cards at our holiday party the 1st Wednesday in December at the Elks Lodge. At this time we aren't accepting stuffed animals. Thank you all in advance for your continued generosity and making the holidays a lot brighter for the children!

Britta Laski, 1st Vice President


September Speaker!

Jeff Warner grew up in the City of Orange and has been sewing for 38 years. Entirely self-taught, he began by taking his clothes apart and using the pieces as patterns on new fabric. In 1991, he caught the quilt bug, and turned his attention away from clothing and into quilt making. Jeff has worked as a theatrical lighting designer since the early nineties and has used his sewing skills to create scenery and set decoration for the stage. In 2002, he changed gears and began creating custom leather clothing, bags and accessories under the label L2Leather. In 2013, he came back to quilting with new ideas for an old style. Jeff specializes in bargello quilts and has published two patterns featuring his Kaleidoscope Bargello style.

Jeff is currently in charge of lighting at the Carpenter Performing Arts Center at Cal State Long Beach and is a member of the Long Beach Modern Quilt Guild. @jeffwarnerquilter

Britta Laski, 1st Vice President

Britta





November brings us Jeff Warner teaching his Bargello Snowflake. Due to the popularity of this class, we are having two workshops - Tuesday November 8 and Thursday November 10. There are still a couple of openings for each day.

On February 9, Joanna Figueroa. You can choose either Jelly and Jam or Ferris Wheel. Both will be taught. Check out the designs on Joanna's website. figtreequilts.com

March 9 will be Beverly Remillard teaching Dresden Pillow. Her designs can be seen at ladylikequilts.com



Please call or email me if you are interested in any of our classes. Remember we do take cash, check or credit card for payment. Classes are \$40 which is a real bargain. We have teachers with us who routinely teach at IQF and Road To Ca. You will pay far more at those venues.

Also, we are now offering our classes to non-members a month prior to the class at the same fee members pay. So let your friends know that we would love to have them join us.

Questions? Contact Jane Oglesby. janeoglesby2@gmail.com or [714-588-4606](tel:714-588-4606)

Jane Oglesby
Workshop Chair



ORANGE GROVE QUILTERS GUILD
Member Workshop Sign-Up Sheet for 2023

Member Name and Phone Number _____

E-Mail address _____


You are only enrolled in a workshop once you have paid. Workshop fees will not be refunded.

_____	February 9	Joanna Figueroa Jelly and Jam OR Ferris Wheel Circle your choice – both will be taught <i>Figtreequilts.com</i>	\$40 _____
-------	------------	--	------------


_____	March 9	Bev Remillard Dresden Pillow <i>Ladylikequilts.com</i>	\$40 _____
-------	---------	--	------------

TOTAL \$ _____

If one of your chosen workshops is full you may be put on the waiting list. If you are on the waiting list, you will be notified if a space becomes available to you. You will then refund the person whose space you're filling.



PHILANTHROPY



Hopefully you enjoyed the information that was provided by Donna Miranda, from the Navy-Marine Corps Relief Society at our meeting. They provide all kinds of help to the military and one program that we can be of assistance with is giving military families, in need, a baby quilt. They help the families prepare for a new baby. They offer free workshops to eligible expectant parents, at the end of the workshop each family gets a donation of baby products and a baby quilt. They are only asking for infant size quilts (around 36" by 36" or a bit bigger). These are not for toddlers but newly born babies. This is another opportunity to make a smaller project. You can turn them in at the Philanthropy table at our monthly meetings or on Philanthropy Day.

Another new program that is starting immediately are Mug Rugs for Meals on Wheels. Kathleen Jones contacted Meals on Wheels and they are excited to receive mug rugs that will be handed out to participants with the meals. They service 27 cities in Orange County and they will be distributed among those cities. Our plan is to deliver them 4 times a year, Winter, Spring, Summer and Fall, which makes it easy to make them with a thyme in mind. They should be around 6". Cut 2 6" pieces of cotton fabric, add a piece of batting. Layer and sew around leaving a hole to turn. Sew opening and do a top stitch all around. We do not have a pattern but see Kathleen and she will explain how to do one. Kathleen will have a basket at each Guild meeting to collect them. They can be as simple or complicated as you desire. What a great way to use up those scraps.

Next Philanthropy Day is Wednesday, November 2, from 9:30 to around 2:30. We have a few infant quilts that will need to be layered and our usual quilt tops to get ready for quilting. Location is 2561 Beach Blvd., Westminster at the Driftwood Mobile Home Park. Stay all day or just a short time and don't forget to bring your lunch and a drink. This might be a good time to make a few Mug Rugs.

There will be pillowcase kits, quilt kits, quilts that need binding and quilts that need to be quilted. The usual plea is for members to take a quilt and quilt it. Just remember that it does not have to be a special pattern or style. You are welcome to do the quilting as you like. Simple is good just as long as they are quilted. Thank you for considering to take one and practice your style.

There is never enough thank you's to everyone that participates in Philanthropy. Without your help and talent it would not be possible to get these donations to the organizations.

You now have so many choices, pillowcases, military quilts, children quilts, infant quilts, mug rugs and always adult quilts. In case you don't know where these items go I have listed them below.

Thanks again and see you November 2. We will not be meeting in December.

Sherry Lincoln, Philanthropy

OUR PHILANTHROPY RECIPIENTS:

Orangewood
Senior Santa & Friends Orange County Social Services
Providence/Sea Crest/St. Joseph Hospice
Camp Pendleton
Thomas House
Preciouses Lives
Orange Coast Memorial Hospital
Meals on Wheels
Navy-Marine Relief Society



Sherry Lincoln, Philanthropy Chair

Mug Rugs for Meals on Wheels

Please help us make Mug Rugs (mini quilts) or coasters to be given out to Meals on Wheels receptions.

A mug rug starts with two 6-inch squares of fabric and a piece of batting. I am sure you have scraps of both and you probably also have orphan blocks that will work beautifully. First please make a few for yourself and then make lots for meals on wheels.

Please bring the finished mugs to Philanthropy on the 1st Wednesday of the month or the Monthly Guild meeting. We will be taking the Mug Rugs to the Meals on Wheels Headquarters in Anaheim. They distribute meals to 19 cities in Orange County. I am sure they will be given out to your city.

Kathleen Jones for Philanthropy





WAYS AND MEANS

NOVEMBER

This month we will feature Fall colors and notions (quilting frames, scissors, pins, anything that is useful to quilters) If you have anything you would like to contribute, Fall fabric or notions, please bring them to the Ways and Means table.

We will not be selling anything at the December meeting.

January will be our New Beginnings theme. If you have kits or fabrics to donate, you can bring it to the November or December meetings.

The rest of the year will be devoted to regular fabric and supplies. You may want to begin going through your seeing notions, rulers, patterns, kits and fabric.

Measuring the fabric is a tremendous help when preparing fabric for sale!
THANK YOU!

Again, A BIG THANK YOU to guild members for the success of our sales!
Your support is greatly appreciated!!!

Looking forward to seeing you at the Guild!

Carol Logue and Justine Gentile






Wishing all those with birthdays in November

Lana	Troy	11	2
France	Imagawa	11	5
Pat	Oakley	11	8
Pamela	Boozan	11	9
Pam	Plakos	11	10
Sharon	Sabatini	11	10
Barb	Mead	11	11
Judy	Hill	11	14
RuthAnn	Laws	11	17
Judy	Hughes	11	19
Rosalie	Lieges	11	19
Phyllis	Thompson	11	19
Maritza	Borbon	11	20
Dolores	Gilbert	11	21
Sally	Kuck	11	22
Pat	Barton	11	24
Ruth	Kaae	11	25
Fran	Bodle	11	26
Patricia	Kritlow	11	26
Dianne	Hoffman	11	29
Dana B	Cox	11	30

Pam Osorio, Membership Chair



The ORANGE GROVE QUILTERS GUILD is a tax exempt group whose purpose is to educate, encourage and maintain high standards of design, technique, quilting and fiber arts and to inspire achievements in the areas of creativity, quilting and fiber arts.

MEMBERSHIP is currently open.

MEETINGS: The regular meeting is at 9:30 am on the 2nd Wednesday of the month. (doors open at 8:30). Decembers meeting is on the 1st wednesday. No meeting is held in July. Meetings are held at Garden Grove Elks Lodge located at 11551 Trask Ave, Garden Grove, California



President	Bonnie Lippincott
1st Vice President	Britta Laski
2nd Vice President	Marilyn Pond
Secretary	Pat Barton
Treasurer	Kathy Harvey
Standing Committees	
Past President	Christi Kolisnyk
Parliamentarian	Sandy Bloore
Historian	Lynette Ashton
Membership	Pam Osorio/Jan Horton
Philanthropy	Sherry Lincoln
SCCQG Rep	Pam Boozan
Ways & Means	Justine Gentile & Carol Logue
Workshops	Jane Oglesby
Webmaster	Robin Gallager
Newsletter	Jan Horton




A Word from our
Sponsors! Thank you
for your support.....



Pebble Gilb & Lisa Wiltse, Owners

714-639-3245
628 E. Katella Ave., Orange, CA 92867
www.orangequiltbee.com
email: oqbshop@orangequiltbee.com
Hours: Mon-Thu: 10-8, Fri-Sat: 10-5, Sun: 12-4



Top Quality Fabrics
Classes & Large Classroom
Books, Patterns & Notions
Long Arm Quilting Services
Retreats & Philanthropy
Events

Cecilia Quilts
714-401-3563



Longarm Quilting, Computerized & Freehand

To view my work, please
visit...
ceciliaquilts.com

Cecilia Hosford
6101 Orlando Dr.
Huntington Beach, Ca 92647



- Longarm Quilting Services
- Sewing Studio
- Classes & Events
- Fabric & Supplies

714.622.4551 | www.TheSewingEscape.com
like & follow us www.facebook.com/sewingescape
7713 Garden Grove Blvd. | Garden Grove, CA 92841

-Check web site for hours.

Moore's

*Sewing Machines · Ceiling Fans · Vacuums
Specialists in Sales & Service
A Fourth Generation Family Business*

MISSION VIEJO · 25390 Marguerite Pkwy. · (949) 580-2520
HUNTINGTON BEACH · 15041 Goldenwest St. · (714) 899-3222
CORONA · 591 N. McKinley St., Suite 106 · (951) 736-5457
BREA · 2315 E. Imperial Hwy., Suite B · (714) 279-6830
TEMECULA · 26490 Ynez Road, Suites F & G · (951) 297-3796

www.moores-sew.com

Mel's Sewing & Fabric Center
Sales & Repair

Guild members receive a 10% discount!
www.melssewing.com

Family Owned Since 1956

ANAHEIM

1189 N. Euclid St 92801
714.774.3460

BERNINA
made to create

TUSTIN

600 E. First St 92780
714.669.0583



FOR THE LOVE OF SEWING

PAL's 
Vac&Sew Since 1967

- * **Lowest Price Guarantee**
- * **Complimentary Service Plans**
- * **In House Service of ALL brands**
- * **Free Service Estimates**
- * **Same Day Service Available**

www.PalsSewVac.com

(949)645-7257

2299 Harbor Blvd

Costa Mesa, CA 92626

JANOME
PECCHI
elna
melco



Handi Quilter
OFFICIAL RETAILER

**ASK ABOUT
QUILT GUILD DISCOUNT**

Quilty
Pleasures

The image features the text "Quilty Pleasures" in a playful, hand-drawn font. The word "Quilty" is on the top line, and "Pleasures" is on the bottom line. Each letter is filled with a different color and pattern: orange plaid for 'Q', pink plaid for 'u', green solid for 'i', blue solid with a star for 'l', and pink plaid for 't'. The word "Pleasures" follows the same pattern: pink plaid for 'P', blue solid for 'l', green solid for 'e', orange plaid for 'a', pink plaid for 's', green solid for 'u', orange plaid for 'r', blue solid for 'e', and pink plaid for 's'. Below the text are four quilt blocks: an orange plaid square, a green solid square, a blue solid square, and a pink plaid square, all with black stitching lines and small black dots representing stitches.