

DisPATCHER

Volume 41 #3

April 2023

To read the newsletter online .

Click once on the "DOWNLOAD NEWSLETTER" box at the bottom of the front page.

This will open up the newsletter to be read online. If you want to download it to read later, you can download or print it using the download arrow or print button. It is usually in the black line at the top of your screen.



A Word From Our President!

April showers bring May flowers? I think the March showers are bringing mud, at least at my house. My landscaping is minimal and no maintenance as I don't like digging in the dirt, but I hope your flowers are beginning to sprout as I do love flowers. They are such an inspiration to me when I'm searching for projects or fabrics, or crafts if you know me.

I am really looking forward to our next quilt artist, Susie Nash. She is a certified teacher of the Laura Heine method, which is a collage technique that does not require your sewing machine at the workshop. The pattern is so cute!! It's a Teeny Tiny Featherweight, so perfect for all of our sewing rooms and so whimsical. If you like trying new things, this is a perfect way to step outside of your box, as you will be able to go home with a piece of art, with all materials provided in your kit. I love collages, so don't hesitate. I looked up Laura Heine's website, and her classes are \$200. While the kit for our workshop is \$50, you are getting a deal plus you won't have to buy anything, and you won't be adding to your UFO's because you'll be so excited to bring it to the guild to show off what everyone else missed. I believe that has happened before, when a flower collage class produced such a visceral reaction that Linda Majer had to do a workshop to show others what they missed in the class.

I'm going to be calling for someone or a group of people willing to be our Hostess team, so that we can initiate snacks at future meetings. All it requires is setting up napkins, etc at the beginning of the meeting, and cleaning up at the end. If you want to add that element back to our meetings, it is time to step forward. It is simple and a great way to contribute to the guild.

Also, please bring your quilts for show and tell. I know we were on a schedule which has faded away. Anyone can bring up to two quilts to show. The only requirements are to fill out the form that you pick up at the membership table, and that you carry your quilt back. We have tables that you can lay your quilt out for viewing.

That's all for me. Hopefully by the time I see you in April, I will be out of my wheelchair. See you there!



Pam Boozan President OGQG


Membership

OGQG Has Some New Members!!

MaryAnn McCuistion
Martha Bieser
Juli Murata

Please welcome our new members who joined in March. We are so excited that you are with us!!

Please relax and enjoy our meetings and stay tuned for some upcoming events this year.





Pam Osorio - Membership

APRIL GUILD PROGRAM!

Don't Miss this meeting!!

Our guest speaker for April will be Dana Jones. She is a quilt maker, journalist and the author of *Pagtinabangay: The Quilts and Quiltmakers of Caohagan Island*, which shares the story of quilt making on a 13-acre island in the central Philippines. This should be a fascinating lecture!

Evelyn Pelkey, 1st Vice President



SOCIAL MEDIA




OGQG Facebook Page Reminder!

For those of you that are on the Orange Grove Quilters Guild Facebook Page, I want to remind you that you must be a member to join, and also to continue to follow the page.



Wow! OGQG Don't forget to share your progress, completions and inspirations on Instagram (IG). Our Instagram account is https://www.instagram.com/orange_grove_quilters_guild/ to see what other members are designing, working on and completing. Additionally use a hashtag (#OGQGShare) to create great visibility for the guild, and help you reach other members or potential future members with your wonderful quilt creations. Using the hashtag enables us to connect with other members and other members can connect with each other.



Robin Gallagher Social Media Chair



COMING ATTRACTIONS TO OUR GUILD!!



SEWING ROOM/HOME TOUR AND LUNCHEON ALL CREATURES GREAT AND SMALL SEPTEMBER 23, 2023

Things are moving along with the plans for our major Fundraiser for 2023.

What is it? A tour of four members homes decorated with their beautiful quilts followed a plated luncheon at Mile Square Golf Course. The cost of the entire day is just \$50 and tickets will be available soon. If you want to be sure you will seated with your friends at the luncheon, you can reserve a table for 10 by prepaying for the entire table when you purchase your tickets. Janet Haynes and her committee will be selling them at the guild meetings. Kathy Harvey, Britta Laski, Jane Oglesby and Patti Thompson will be opening their homes for us to tour and get a glimpse of their lovely quilts as well as their sewing rooms. This is such a fun day especially since it is followed by a fun luncheon complete with opportunity baskets. To keep with the theme of the day, we are also doing a quilt challenge. Details will be announced at the April Guild meeting with the voting and prizes at the luncheon. This is always a fun thing to do. See Marilyn Pond and Lynette Ashton at the meeting to purchase a kit.

Jeannie McMullen and her committee will be handling the opportunity baskets but we need your help! Various friendship groups usually come forward and put together themed baskets. Some fun themes are Italian Dinner for Two, Fun at Grandma's House, Game Night' Picnic at the Beach, Spa Time, etc. Please consider helping Jeannie and her crew out! These baskets are great fundraisers for our guild!

Docents are needed at the various homes as well as helping out in various other ways. Pat Adair and Ann Leibowitz are heading this up. Remember if you volunteer to help with any aspect of this luncheon, we have a special showing if the homes the day before the luncheon so you won't miss out. This showing is followed by potluck appetizers at one of the homes. If you have any questions, please don't hesitate to ask us. Our next committee meeting is Monday, April 17, 10 am at Marie Blash's home Come and join the fun!

Marie Blash and Jan Horton

WORKSHOPS

Orange Grove Quilters Guild

Our Workshop location is shown below:

Orange Coast Unitarian Universalist Church
2845 Mesa Verde Drive East
Costa Mesa CA 92627

Directions: Take the 405 Freeway to Harbor Blvd. Go south on Harbor to Adams. Turn right. Just past Mesa Verde East, turn right into the Piecemakers parking lot. Go straight to the back of the lot. The church shares the parking lot with Piecemakers.

We have many great workshops scheduled for 2023. The full list is on the registration form on the next page.

April 13, 2023 Dana Jones will present a Circle of Friends. She will be teaching Cheryl Phillips' surprisingly simple technique for inseting circles using her Cut-a-Round tool. Dana will be bringing several of the tools for you to try. She will also have the tool for sale. You'll make the first block for this quilt in a few hours, then you'll perfect the technique by the end of the class. You will have multiple blocks done by the end.


May 11, 2023 Susie Nash will present a workshop on making the Laura Heine Tiny Quilt collage of a featherweight sewing machine. She is great with ideas on which fabrics work well with others for this project and will show us the best way to fuse the fabrics. This is a reduction of the original pattern. Each pattern finishes at 16" X 20".

June 15, 2023 Rami Kim will teach a "3-D" technique workshop. You will learn 5 of the exotic and unusual methods that are the trademark of Rami's works. These include hexagon and biscuit chopkey, mirror-imaged continuously folded prairie points, harlequin tucks, North American hand smocking and lined prairie points. Please note that June 15 is the correct date. The registration form has the wrong date.

August 10, 2023 Leah Zieber will present Orphans and Aliens. Bring all of your orphan blocks and UFO's to class and learn how to turn your "space junk" into beautiful one of a kind quilts just like our ancestors. This super fun class is easy and allows students to rid themselves of their multitude of workshop UFO's.

Please contact me if you have any questions.

Jane Oglesby
Workshop Chair



hemselves of all those orphan blocks and UFO's (aka - those Ali

ORANGE GROVE QUILTERS GUILD
Member Workshop Sign-Up Sheet for 2023

Member Name and Phone Number _____

E-Mail address _____

You are only enrolled in a workshop once you have paid. Workshop fees will not be refunded.

_____	February 9	Joanna Figueroa Jelly and Jam OR Ferris Wheel Choice of One <i>Figtreequilts.com</i>	\$40	_____
_____	March 9	Beverly Remillard Dresden Pillow <i>Ladylikedesigns.com</i>	\$40	_____
_____	April 13	Dana Jones Circle of Friends <i>Danajonesquilts.com</i>	\$40	_____
_____	May 11	Susy Nash Laura Heine Tiny Quilt <i>Crazyaboutcollage.com</i>	\$40	_____
_____	June 9	Rami Kim The Fifth Dimension <i>Ramikim.com</i>	\$40	_____
_____	August 10	Leah Zieber Orphans and Aliens <i>Zieberquilts.com</i>	\$40	_____
_____	September 14	Emily Bailey Jumbo Scrappy Star <i>Auntemquilts.com</i>	\$40	_____
_____	October 12	Becky McDaniel Orange Peel Applique Pillow <i>Beckymcdaniel.com</i>	\$40	_____
_____	November 9	Alicia Campbell Working With Batting & Interfacing <i>Battylady.com</i>	\$20	_____
TOTAL			\$	_____

If one of your chosen workshops is full you may be put on the waiting list. If you are on the waiting list, you will be notified if a space becomes available to you. You will then refund the person whose space you're filling.

PHILANTHROPY



Unfortunately, we will not be having Philanthropy Day again in April. The Club House that we use in going through renovation and is not yet available. Hopefully by May they will be ready for us to return. When we return there will be projects to catch up on.

We still have an abundance of fabric that has been accumulating for years. This fabric has been available to our members to use for Philanthropy projects but not very many take advantage of these fabrics. We use the fabric mostly to do bindings and borders for quilt tops. We also use the fabric to make kits but again not many have taken kits, which have been available at each meeting. There is no need to continue holding this excess fabric in storage.

There will be a table set up in the area by Philanthropy with FREE FABRIC at the general Guild Meeting, in April and May. Please come and check it out, take as much or as little as you would like. There are various sizes but no large cuts. Most will be under 1 yard. There will be a donation box if you would like to donate, whatever you think is appropriate for the amount you take. It is not necessary to donate, it is at your discretion. Hope you will take advantage of this opportunity and you find a treasure.

If any of you have any suggestions to make Philanthropy Day more inviting please let me know. We have a great place to meet and plenty of light. There is a great group of ladies that attend and all are welcome. Think about joining us when the club house is ready for use (hopefully May).

Thanks as usual for all your participation.



Sherry Lincoln, Philanthropy Chair

WAYS AND MEANS

APRIL

In April, we will again have FREE PATTERNS, many of which have not been offered before! One yard and fat quarters will also be on the table; as well some individually priced items.

If you have donations of patterns, one yard pieces or fat quarters, we will gladly add them to our offerings.

Again, A BIG THANK YOU! TO Guild members for the success of our sales! Your support is greatly appreciated!

OPPORTUNITY BASKET DONATION REQUEST

As you have probably heard, our Sewing Room Tour and Ladies Luncheon is September 23rd.

We are currently working on putting together approximately 15-20 opportunity baskets for which our attendees can purchase tickets. While we have a fall themed basket as well as a soccer mom themed basket already, we are asking for donations from friendship groups as well as guild members for the rest. Baskets don't need to be quilting themed, they can be wine/chocolate, car wash, kitchen and games related, just to name a few. I, as well as fellow committee members, will be at the next guild meeting seated next to the member ship table. Let us know if you'd like to help us in making this a successful event.


Thank you!
Britta Laski





**Wishing all those with birthdays in April a
VERY HAPPY BIRTHDAY!**

Becky	Meekhof	4	2
Irma	Ciccarelli	4	4
Janet	Haynes	4	4
Candace	Ping	4	4
Linda J.	Castle	4	8
Helen	Murray	4	8
Madeline	Sherman	4	8
Leslie	Cripps	4	10
Sharon	Hritz	4	10
Ruth	Cox	4	11
Wendy	Dillon	4	11
Robin	Gallagher	4	11
Tracy	Matheny	4	11
Janet	Gavney	4	13
Ardith	Endres	4	14
Sandy	Lau	4	18
Gale	Licata	4	18
Sharon	Hayes	4	23
Lerae	Lane	4	23
Janet	May	4	23
Dell	Childs	4	25
Linna	Bernhard	4	27
Liz	Pickering	4	29
Patricia	Walker	4	29
Ann	Matthews	4	30



Pam Osorio, Membership Chair

PLACES TO GO!

Pasadena History Museum Exhibit

The **Pasadena Museum of History** is showcasing an exhibition called **Community Stitches: Quilt Designs and Stories**. I had the good fortune to peruse the exhibit March 8. The installation, **open through September 10**, features more than 60 quilts representing over 180 years of American quilt making. The exhibit, curated by Arlene Stevens and Leah Zieber of the California Heritage Quilt Project, includes textiles from the museum's extensive collection and several pieces on loan. There are fascinating stories of quilts made by the Pasadena community, tools and techniques used in the early 19th century. A particular standout is a quilt made to welcome the new director of Jet Propulsion Laboratory, Leslie Leshin, a quilter; with 150 contributors using several textile mediums.

A calendar of events and virtual programs will be offered throughout the exhibition. Visit pasadenahistory.org for up to date details. PMH is located at 470 West Walnut Street, Pasadena, CA 91103.



The ORANGE GROVE QUILTERS GUILD is a tax exempt group whose purpose is to educate, encourage and maintain high standards of design, technique, quilting and fiber arts and to inspire achievements in the areas of creativity, quilting and fiber arts.

MEMBERSHIP is currently open.

MEETINGS: The regular meeting is at 9:30 am on the 2nd Wednesday of the month. (doors open at 8:30). Decembers meeting is on the 1st Wednesday. No meeting is held in July. Meetings are held at Garden Grove Elks Lodge located at 11551 Trask Ave, Garden Grove, California



President	Pam Boozan
1st Vice President	Evelyn Pelkey
2nd Vice President	Marilyn Pond
Secretary	Pat Barton
Treasurer	Kathy Harvey
Standing Committees	
Past President	Bonnie Lippincott
Parliamentarian	Dana Cox
Historian	Lynette Ashton
Membership	Pam Osorio/Jan Horton
Philanthropy	Sherry Lincoln
SCCQG Rep	Sandy Bloore
Ways & Means	Justine Gentile & Carol Logue
Workshops	Jane Oglesby
Webmaster	Robin Gallager
Newsletter	Jan Horton




A Word from our
Sponsors! Thank you
for your support.....



Pebble Gilb & Lisa Wiltse, Owners

714-639-3245
628 E. Katella Ave., Orange, CA 92867
www.orangequiltbee.com
email: oqbshop@orangequiltbee.com
Hours: Mon-Thu: 10-8, Fri-Sat: 10-5, Sun: 12-4



Top Quality Fabrics
Classes & Large Classroom
Books, Patterns & Notions
Long Arm Quilting Services
Retreats & Philanthropy
Events

Cecilia Quilts
714-401-3563



Longarm Quilting, Computerized & Freehand

To view my work, please
visit...
ceciliaquilts.com

Cecilia Hosford
6101 Orlando Dr.
Huntington Beach, Ca 92647



- Longarm Quilting Services
- Sewing Studio
- Classes & Events
- Fabric & Supplies

714.622.4551 | www.TheSewingEscape.com
like & follow us www.facebook.com/sewingescape
7713 Garden Grove Blvd. | Garden Grove, CA 92841

-Check web site for hours.

Moore's

*Sewing Machines · Ceiling Fans · Vacuums
Specialists in Sales & Service
A Fourth Generation Family Business*

MISSION VIEJO · 25390 Marguerite Pkwy. · (949) 580-2520
HUNTINGTON BEACH · 15041 Goldenwest St. · (714) 899-3222
CORONA · 591 N. McKinley St., Suite 106 · (951) 736-5457
BREA · 2315 E. Imperial Hwy., Suite B · (714) 279-6830
TEMECULA · 26490 Ynez Road, Suites F & G · (951) 297-3796

www.moores-sew.com

Mel's Sewing & Fabric Center
Sales & Repair

Guild members receive a 10% discount!
www.melssewing.com

Family Owned Since 1956

ANAHEIM

1189 N. Euclid St 92801
714.774.3460

BERNINA
made to create

TUSTIN

600 E. First St 92780
714.669.0583



FOR THE LOVE OF SEWING

Quilt Blocks

Judy Hughes

ACROSS

1. deceased Laker superstar
5. used to be
8. sociologist's degree
11. sprites
12. Was your ____ 98.6?
13. allow
14. Quilt block pattern
16. poetic eternal
17. not North
18. a muscular, good-looking man
19. container
21. Do it now!
22. ____ blue
23. computer problem solvers
24. Spanish river
25. quilt block pattern
27. DJ out of Seattle
29. sexually charm
30. Sierra ____
32. God or a priest may do this.
35. where people store junk
39. swelling of tissues
41. quilt block pattern
45. nuclear regulatory agency
46. Abraham was one ____ after he left Ur.
47. appetizer in Madrid
48. The colors ____ when washed.
49. wife of a rajah
50. egg (Latin)
51. 43,560 sq. ft.
52. Walther ____
53. common quilt block
56. point of the compass
57. three in Lithuania
58. The sun ____ in all directions.
59. Danson or Turner



© 1920

60. keeps the world going
61. ____ Lang Syne

DOWN

1. stone at the apex of a vault
2. pursuing something actively
3. container for quilting scraps
4. one of the Henrys
5. what alleviates the routine of work
6. abbr. for mornings
7. Ben Franklin wore them
8. whitener

9. be mad and emotional
10. a headache contributor
11. much of Greenland
12. teachers and profs earn it
14. worries
15. influenial teachers
20. trying to bring back a sad lawn
25. Asia, Africa, etc.
26. substitute one voice for another
28. chin hair
31. found in clue 25
33. looked and looked
34. She ____ butter on her toast.

36. genus in the weasel family
37. wants something badly
38. use bread to get the gravy
40. ____ ruining my face!
41. They roll it out on Oscar night.
42. pass by
43. Their hands were ____.
44. ninth largest city in Russia
51. term from chemistry
54. He raised my ____.
55. Greek letter