


# Parent Handout



Ideas on how to increase  
your child's language skills  
during the...

**SUMMER!**






# Beach


The beach is a great place to learn language!

- While you are swimming you can talk about the temperature of the water- it is very cold, etc.
- Explain the attributes of things you see: the large trees have many branches.
- Talk about concepts such as you are diving off of the dock, swimming under the water, or coming down the slide.
- Use pronouns such as “they are swimming” or “she is building a sandcastle.”





# CAMPING



Camping is a great way to learn language about the outdoors!


- When you are hiking talk about the terrain. It is very rocky here, or there are many short bushes, etc.
- Sing songs when you are sitting by the fire. Talk about how the fire looks. Encourage your child to tell a spooky story.
- Sequence your day- first we made breakfast then we went swimming and the last thing we did was roast marshmallows.

# Park




Playing at the playground is a great way to learn language!

- When you are at the park use concept words like you are going across the bridge, the swing is going back and forth, or she is going through/down the slide.
- Use pronouns and action words to describe what others are doing- she is swinging, he is running, etc.
- Play a game of tag and chase your child. Have fun and follow their lead (do what they like to do.)
- Describe how flowers and bushes look, smell, feel, etc.





# Bubbles



Playing with bubbles is a great way to learn language!

- When your child is blowing bubbles label concept words like it is floating up, or falling down.
- Talk about the size of the bubble- this is a huge bubble and that one is very tiny. Introduce new vocabulary for big and small.
- Describe where the bubbles are going- that one is going up to the sky or that one fell on and popped on the grass.

# Balls



Playing with balls is a great way to learn language!

- Talk about what kind of ball you have and its attributes: this is a big, red, soft ball.
- Play ball with the whole family and take turns this encourages turn taking skills that are needed in conversation.
- Ask your child to hide the ball and ask your child, “Where is it?” to help them learn using concept words like *under*, *on*, *in*, or *behind*.
- Describe action words like the ball is rolling away, the ball bounced off my head, etc.
- Have fun!



Thank you! I hope you enjoy this product!

Cheers, Mindy  
Clip art by:

