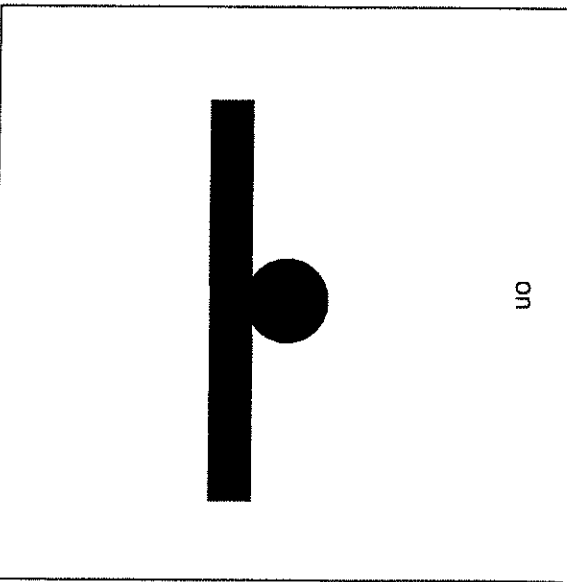
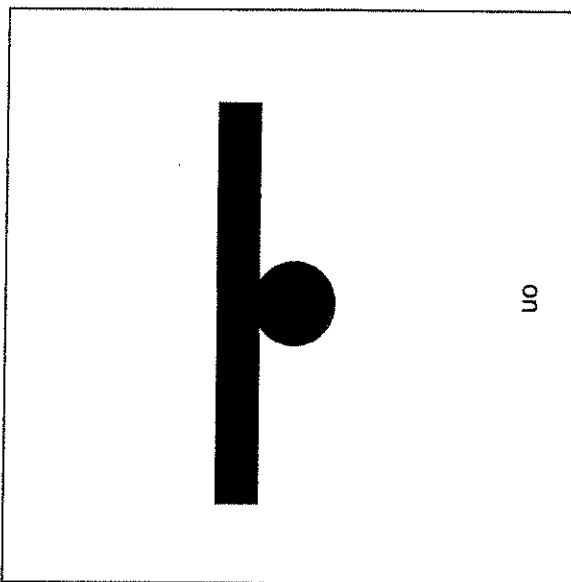
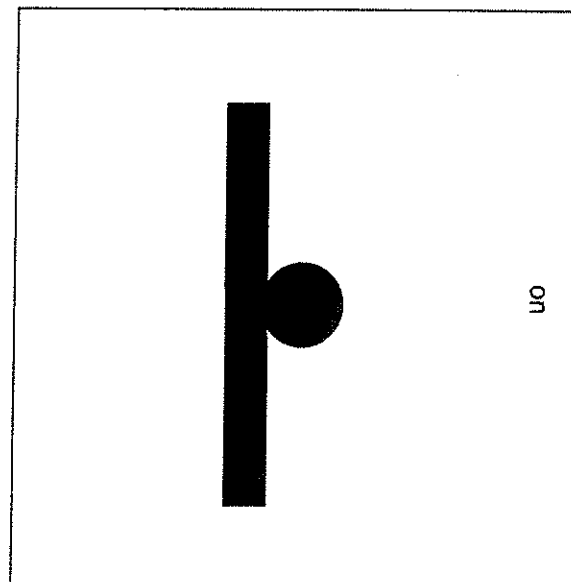
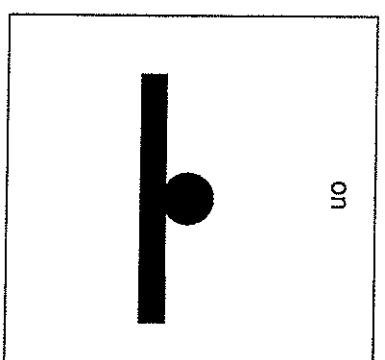
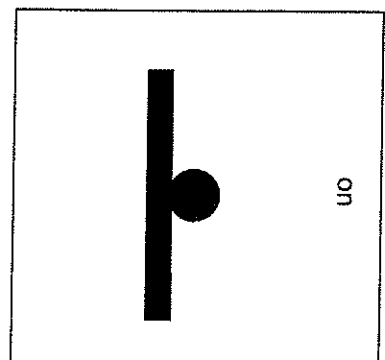
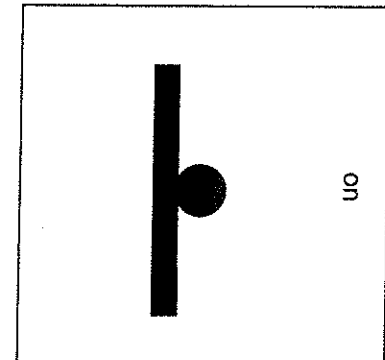



CORE WORD OF THE WEEK: ON

<p>Encourage the word of the week for different communication functions:</p> <ul style="list-style-type: none">➤ Request➤ Comment➤ Question	<h3>Transitions</h3> <ul style="list-style-type: none">➤ Get ON line➤ Put your jacket ON➤ Sit ON the yellow circle➤ Turn the light ON➤ Put the glue ON the shape➤ What did you put ON your picture?
<h3>Toys</h3> <ul style="list-style-type: none">➤ Block towers➤ Mr. Potato Head➤ Magnetic toys➤ Toy Bus/Car- people off/ON➤ Battery operated toys- turn off/ON	<h3>Motor</h3> <ul style="list-style-type: none">➤ Cut ON the line➤ Walk ON the yellow squares➤ Sit ON the swing
<h3>Reading</h3> <ul style="list-style-type: none">➤ Mini Core Books➤ Buzz Said the Bee by Wendy Lewison➤ Ten Apples Up ON Top by Dr. Suess➤ Hop ON Pop by Dr. Suess	<h3>Social</h3> <ul style="list-style-type: none">➤ Sing "Wheels ON the Bus"➤ Sing "5 Little Monkeys"➤ Sing "5 Little Speckled Frogs"➤ Sort pictures: Ex. ON the road vs. in the sky




On Her Face

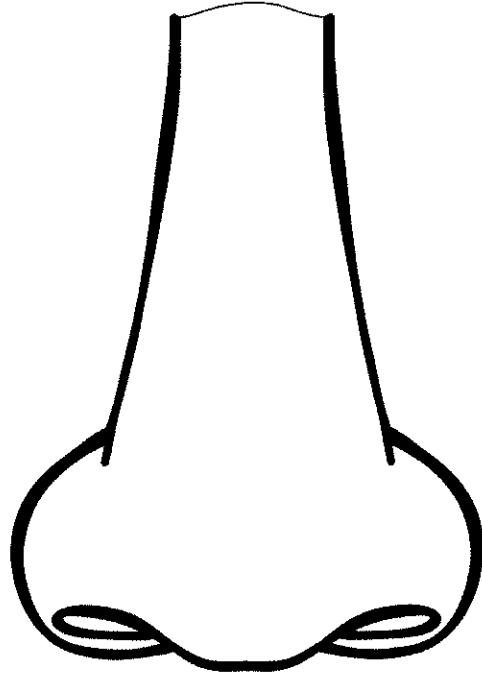


Set 48
Sight Word: on

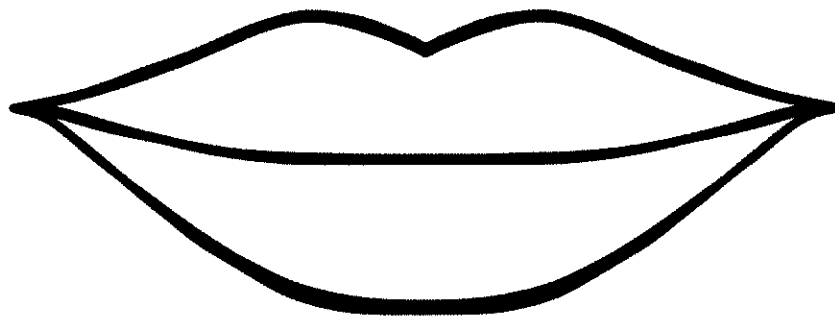
© 2018 teachingmama.org



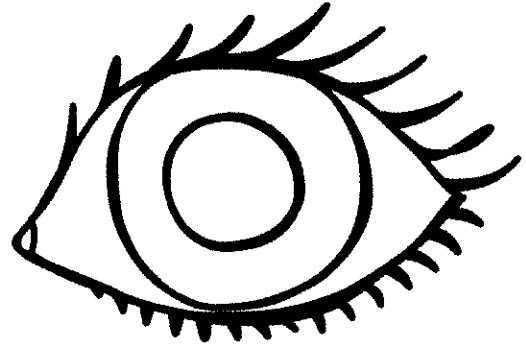
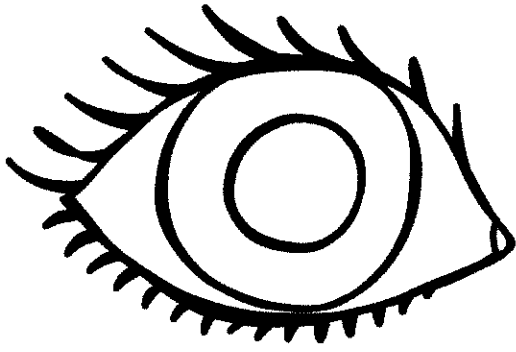
What is on her face?



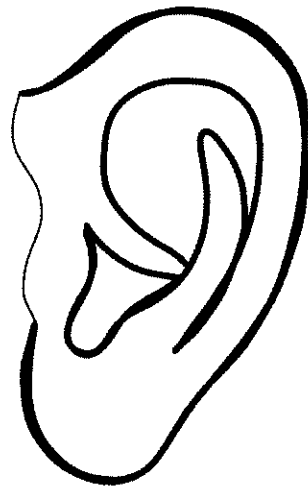
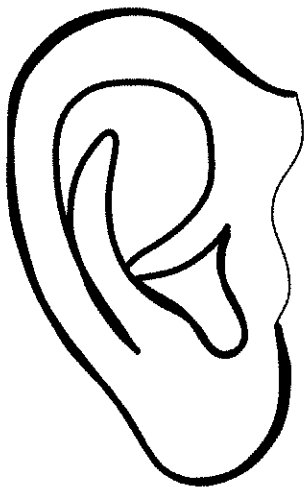
She has a nose on her face.



She has lips on her face.



She has eyes on her face.



She has ears on her face.