Santa Cruz County COVID-19 Response
Economic Recovery Council

Gail Newel, MD, MPH
Health Officer

December 15, 2020

COVID-19 Dashboard by the Center for Systems Science and Engineering (CSSE) at Johns Hopkins University (JHU)

Global Cases
72,778,813

Cases by Country/Region/Sovereignty

16,508,067	US
9,884,100	India
6,901,952	Brazil
2,656,601	Russia
2,433,859	France
1,874,803	United Kingdom
1,866,345	Turkey
1,855,737	Italy
1,751,884	Spain
1,503,222	Argentina
1,434,516	Colombia
1,357,141	Germany
1,250,044	Mexico

Admin0 | Admin1 | Admin2

Last Updated at (M/D/YYYY)
12/14/2020, 5:26 PM

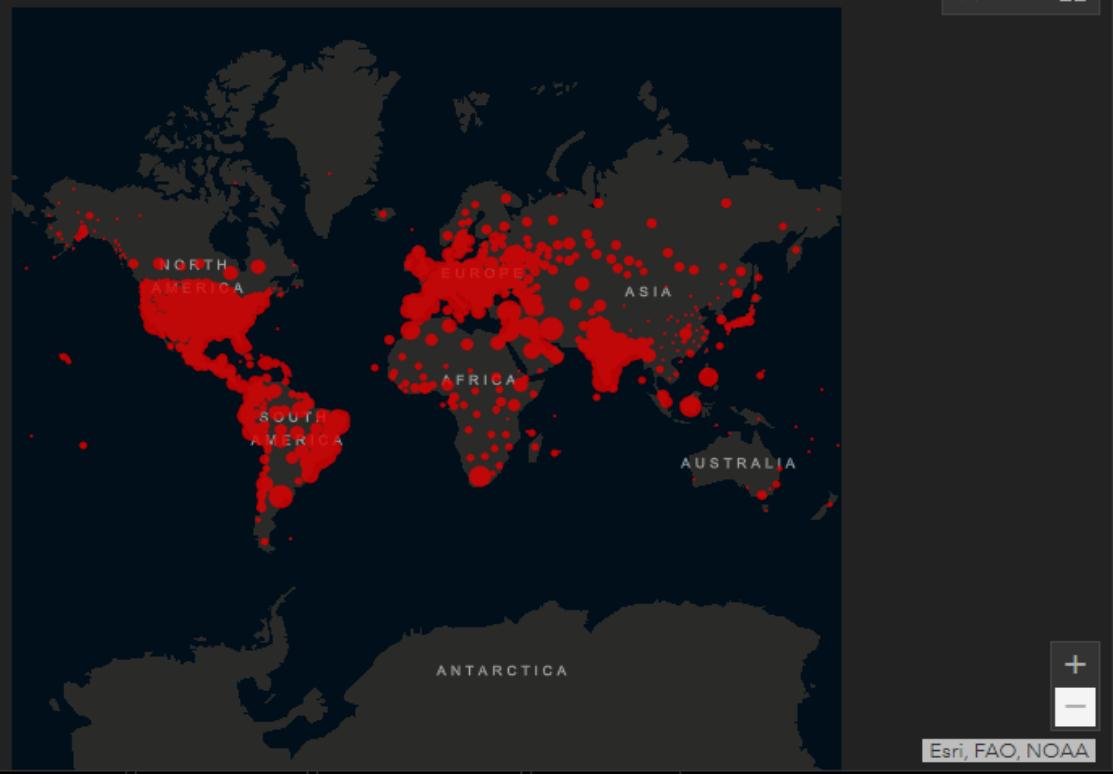

Cumulative Cases | Active Cases | Incidence Rate | Case-Fatality Ratio | Testing Rate

191
countries/regions

Lancet Inf Dis Article: Here. Mobile Version: Here. Data sources: Full list. Downloadable database: GitHub, Feature Layer.
Lead by JHU CSSE. Technical Support: Esri Living Atlas team and JHU APL. Financial Support: JHU, NSF, Bloomberg Philanthropies and Stavros Niarchos Foundation. Resource support: Slack, Github and

Global Deaths
1,619,399

300,382 deaths	US
181,402 deaths	Brazil
143,355 deaths	India
113,953 deaths	Mexico
65,011 deaths	Italy
64,500 deaths	United Kingdom

◁ Global Deaths ▷

US State Level
Deaths, Recovered

35,427 deaths, 91,366 recovered	New York US
24,440 deaths, 1,185,628 recovered	Texas US
21,098 deaths, recovered	California US
20,003 deaths, recovered	Florida US
17,775 deaths, 48,951 recovered	New Jersey US

◁ US Deaths, Recove... ▷

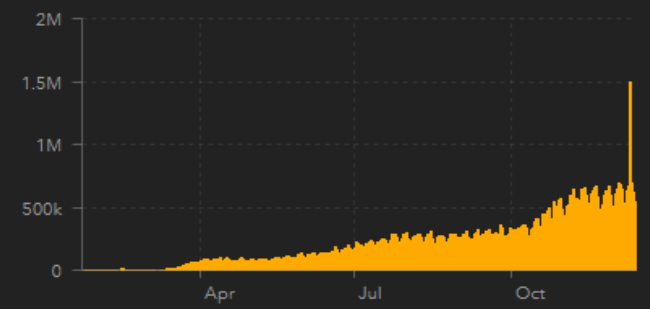

◁ Daily Cases ▷

California COVID-19 by the Numbers: 12/14/2020

Data as of 12/13/2020

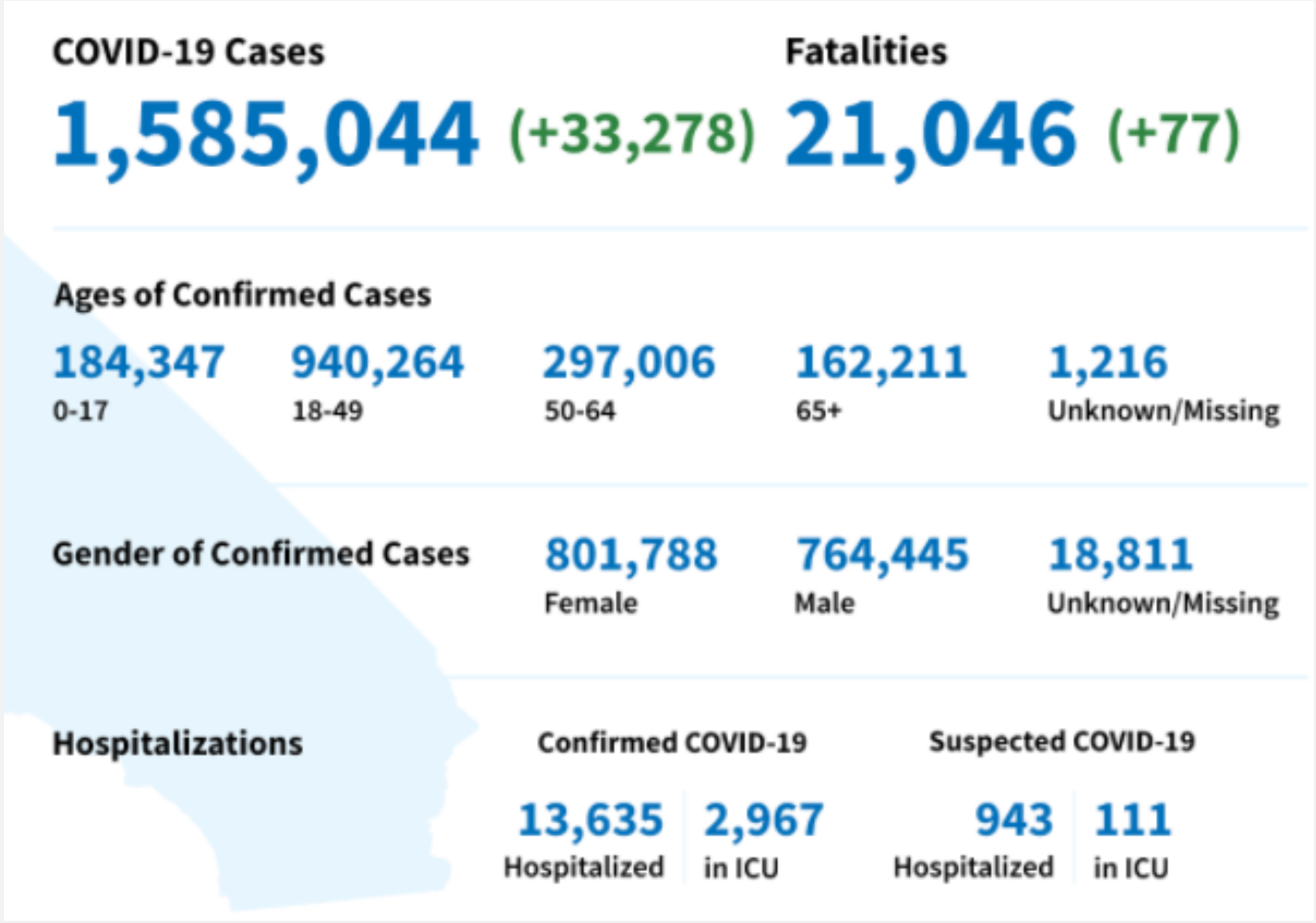

COVID-19 Data Dashboard: Counts of Known Cases Among Santa Cruz County Residents

For additional dashboard details and data definitions select the information icon:

6,003	= 1,534	+ 4,414	+ 55	263	83,317
Total known cases of COVID-19	Active known cases	Recovered known cases	Deaths due to COVID-19	Required hospitalization while ill with COVID-19	Total number of negative lab test results

Epidemic curve and total count of known cases

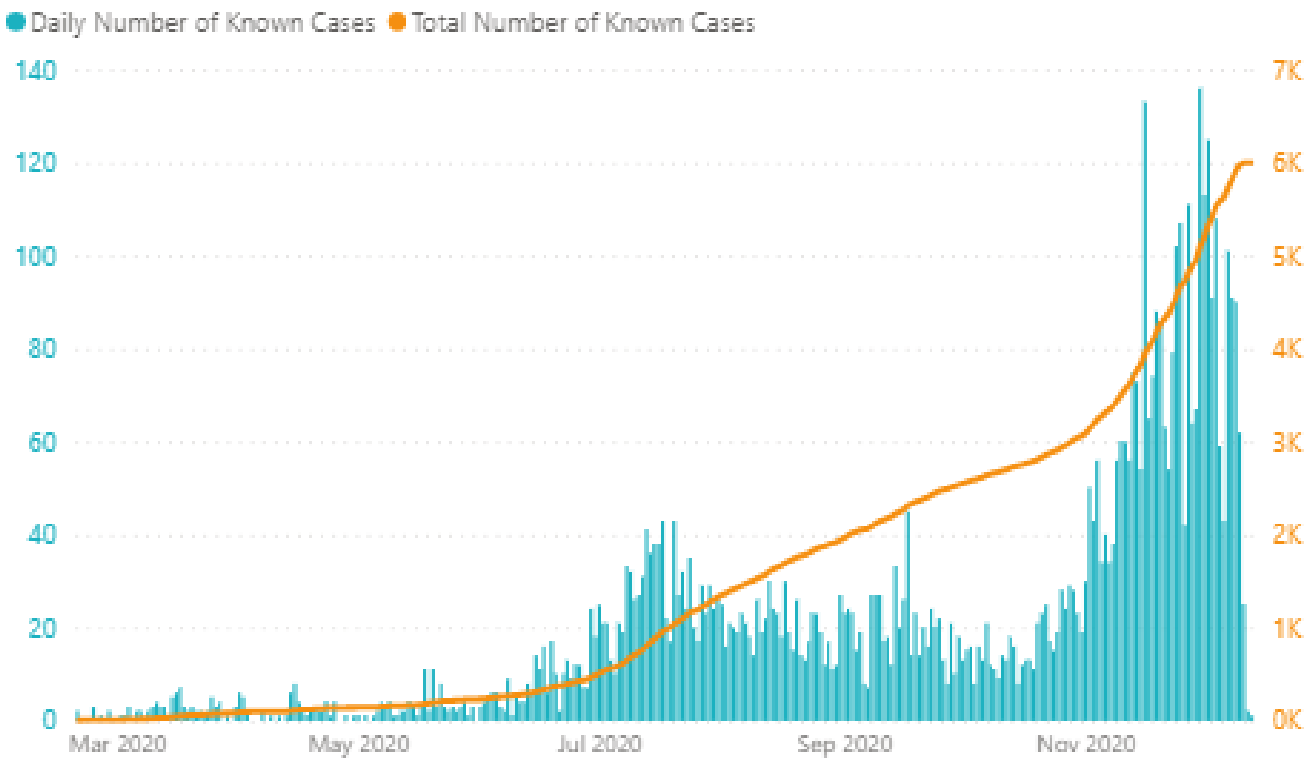

Identified most likely source of exposure to COVID-19 for known cases of COVID-19 among Santa Cruz County residents

**Recent cases may not be included in the visual representation.*

***Cases currently under investigation are not included in the visual representation.*

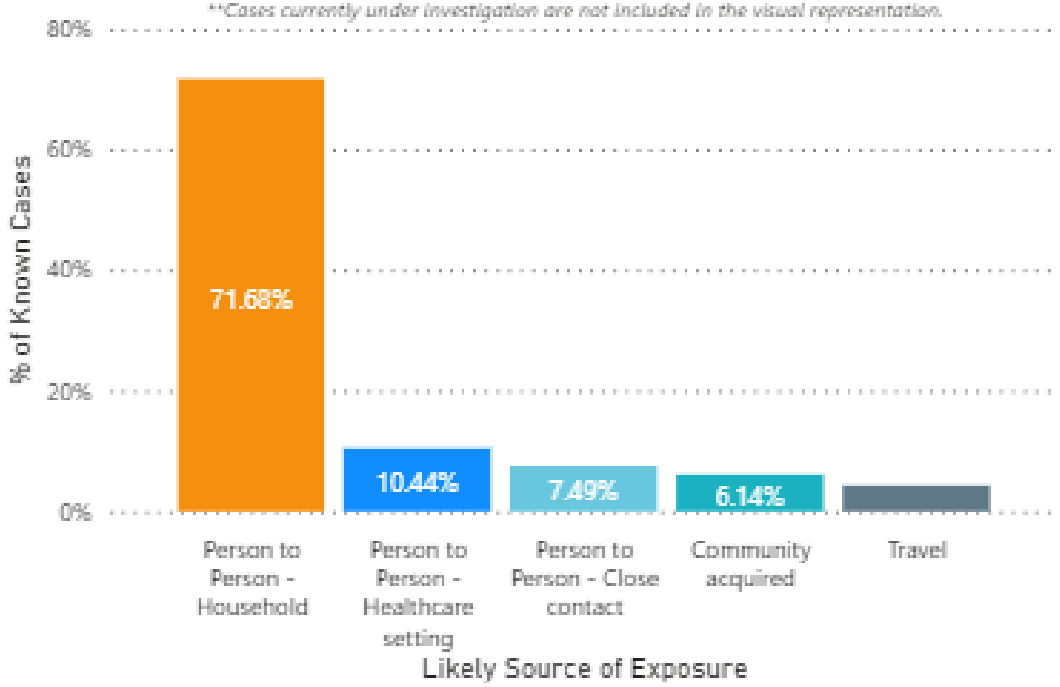

Data represents Known Cases of COVID-19 among residents of Santa Cruz County, by date reported to the Communicable Disease Unit (CDU) from health providers or electronic lab reporting. Data is provisional and subject to change. It is important to look at trends over time when reviewing these data rather than drawing conclusions from any individual data points, as data can change based on additional reporting and case investigation. Data was extracted from the California Reportable Disease Information Exchange (CalREDIE). Dashboard was developed by the Epidemiology & Surveillance Division of the CDU for Santa Cruz County.

Last refreshed 12/14/2020, 08:00; updated with data entered into CalREDIE as of 12/13/2020, 17:00

Local ICU Capacity

- While State ICU metrics are divided by region, it is important to note local ICU capacity.
- Surge capacity may be based on available staffing, supplies, and space.

Facility	Licensed ICU Bed Capacity	ICU Occupied Beds*	ICU COVID Occupied Beds*	Surge ICU Capacity
Dominican Hospital	16	13	7	20
Watsonville Community Hospital	6	6	3	6

*data as of 12/14/2020

California Regional ICU Capacity

Region	ICU Capacity
Bay Area	**17.8%**
Greater Sacramento	14.8%
Northern California	29.0%
San Joaquin Valley	0.0%
Southern California	2.7%

*data as of 12/14/2020



See Counties

STATEWIDE METRICS

34.0 New COVID-19 positive cases per day per 100K

8.4% Positivity rate (7-day average)

6.5% ICU availability

Click on the map for updated metrics

REGIONAL STAY HOME ORDERS

	Regions	Counties	Population	
Yes	3	36	30,896,229	77.0%
No	2	22	9,232,931	23.0%

Last Updated 12/14/2020

Regional Stay Home Order

- Protects hospital and healthcare capacity
- Keeps our healthcare workers safer
- Triggered by less than **15% ICU capacity** in a designated region
- Remains in effect for at least 3 weeks, then assessed weekly by ICU capacity
- Prohibits all private gatherings of any size
- Closes all sector operations except critical infrastructure and retail (at 20% capacity)
- May continue non-urgent healthcare, childcare, schools



California Stay Home Order

Note: This Order is not in effect for Santa Cruz County as of 12/15/2020.

OPEN with Safety Modifications

- Critical Infrastructure (when remote working is not an option)
- Schools
- Non-urgent medical and dental care
- Childcare and pre-K

OPEN with Additional Modifications

- Outdoor recreational facilities
- Retail
- Shopping Centers
- Hotels and Lodging
- Restaurants (to go or delivery)
- Offices
- Places of Worship and Political expression

CLOSED

- Hair salons and barbershops
- Nail salons
- Museums, zoos, and aquariums
- Movie theaters
- Drive-in events
- Wineries, bars, breweries, distilleries
- Family entertainment centers
- Cardrooms
- Restaurant dining

COVID-19 Vaccine Timeline

- **12/11:** Pfizer/BioNTech Vaccine approved under FDA Emergency Use Authorization
- **12/13:** Western States Scientific Safety Review Workgroup approved Pfizer COVID-19 Vaccine
- **12/15:** Santa Cruz County set to receive Pfizer/BioNTech Vaccine
- **12/16**: Vaccinations begin in Santa Cruz County!
- **12/17:** Moderna Vaccine to be reviewed by FDA (similar cadence)
- **Ongoing:** CDC/CDPH determine allocation and distribution
  - Higher risk healthcare workers in Acute Care Hospitals with ED's
  - Skilled nursing facility healthcare workers next in line

Local Response Efforts



New OptumServe COVID-19 Testing set to open a North County location on 12/21



Cross collaboration between all Operations branches to provide support to outbreaks at congregate facilities



DOC continuing to onboard staff to address staffing gaps and meet the needs of the community



Disease Control Branch is coordinating with CDPH on new auto-processing regulations

New State Guidance

- **Outbreak Reporting Requirements** (12/10)
  - CDPH released updated guidance detailing requirements of AB685, in effect 1-1-21.
- **Quarantine Guidance** (12/14)
  - CDPH released guidance for shortened quarantine periods, (stricter than CDC)
- **Youth Sports Guidance** (12/14)
  - CDPH released updated Youth and Recreational Adult Sports Guidance





CA Notify

- **Available now!**
  - *Apple:* turn on via General Settings
  - *Android:* download on Google Play
- Uses Bluetooth technology to notify close contacts of exposure to COVID-19
- Reduces exposure notice time to slow the spread


Wash Your Hands
Wear a Mask
Keep Your Distance
Stay Home if You're Sick

COVID-19 Data Dashboard: Demographics of Known Cases Among Santa Cruz County Residents

For additional dashboard details and data definitions select the information icon:

Known cases by age group and gender

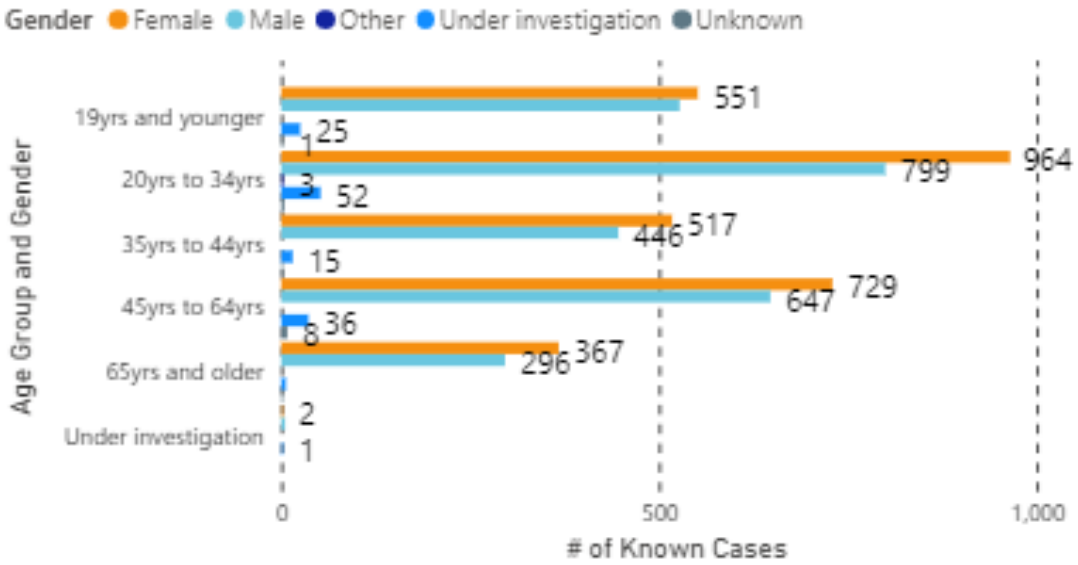

Known cases by race/ethnicity

Race / Ethnicity	# Known Cases	% Known Cases	% County Population
Asian Alone	85	1.42	4.43
Black or African American Alone	26	0.43	0.86
Hispanic/Latino	3,356	55.91	33.49
Multiple Races	98	1.63	3.28
Other	525	8.75	0.40
Under investigation	126	2.10	0.00
Total	**6,003**		

**Race/Ethnicity categories with 5 or less reported cases have been reported as "Other."*

***% County Population is a 2018 Census Population Estimate.*

Known cases by occupation and identified likely source of exposure

**Recent cases may not be included in the visual representation. **Cases currently under investigation are not included in the visual representation.*



Data represents Known Cases of COVID-19 among residents of Santa Cruz County, by date reported to the Communicable Disease Unit (CDU) from health providers or electronic lab reporting. Data is provisional and subject to change. It is important to look at trends over time when reviewing these data rather than drawing conclusions from any individual data points, as data can change based on additional reporting and case investigation. Data was extracted from the California Reportable Disease Information Exchange (CalREDIE). Dashboard was developed by the Epidemiology & Surveillance Division of the CDU for Santa Cruz County.

Last refreshed 12/14/2020, 08:00; updated with data entered into CalREDIE as of 12/13/2020, 17:00

COVID-19 Data Dashboard: Geography of Known Cases Among Santa Cruz County Residents

For additional dashboard details and data definitions select the information icon:

Known cases by region

Region	# Known Cases	% Known Cases	% County Population
Mid-county	1,194	19.89	11.45
North-county	1,000	16.66	59.55
South-county	3,570	59.47	29.00
Under investigation	239	3.98	0.00
Total	**6,003**		

*% County Population is a 2018 Census Population Estimate.

Known cases by jurisdiction

Jurisdiction	# Known Cases	% Known Cases	% County Population
Aptos	256	4.26	2.27
Ben Lomond	38	0.63	2.28
Boulder Creek	45	0.75	1.72
Capitola	156	2.60	3.62
Felton	49	0.82	1.39
Freedom	327	5.45	1.36
Santa Cruz	1,339	22.31	21.90
Scotts Valley	146	2.43	4.23
Soquel	137	2.28	3.52
Under investigation	249	4.15	0.00
Unincorporated	56	0.93	39.01
Total	**6,003**		

*% County Population is a 2018 Census Population Estimate.

Known cases by zip code

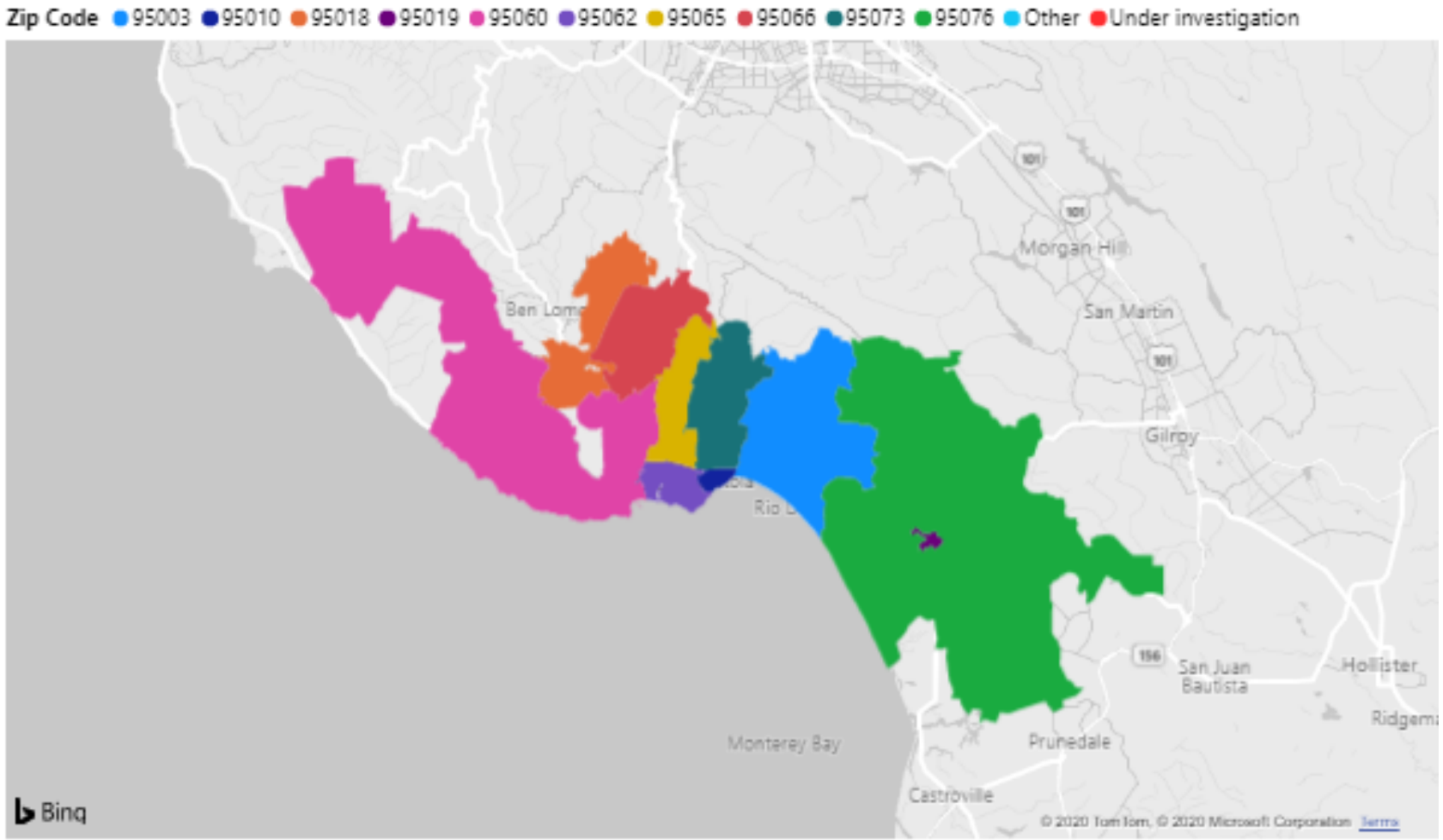

*Zip codes with 10 or less reported cases are not included in the visual representation.

Data represents Known Cases of COVID-19 among residents of Santa Cruz County, by date reported to the Communicable Disease Unit (CDU) from health providers or electronic lab reporting. Data is provisional and subject to change. It is important to look at trends over time when reviewing these data rather than drawing conclusions from any individual data points, as data can change based on additional reporting and case investigation. Data was extracted from the California Reportable Disease Information Exchange (CalREDIE). Dashboard was developed by the Epidemiology & Surveillance Division of the CDU for Santa Cruz County.

Last refreshed 12/14/2020, 08:00; updated with data entered into CalREDIE as of 12/13/2020, 17:00

COVID-19 Data Dashboard: Equity View of % of Known Cases Among Santa Cruz County Residents

For additional dashboard details and data definitions select the information icon: ⓘ

Known cases by gender

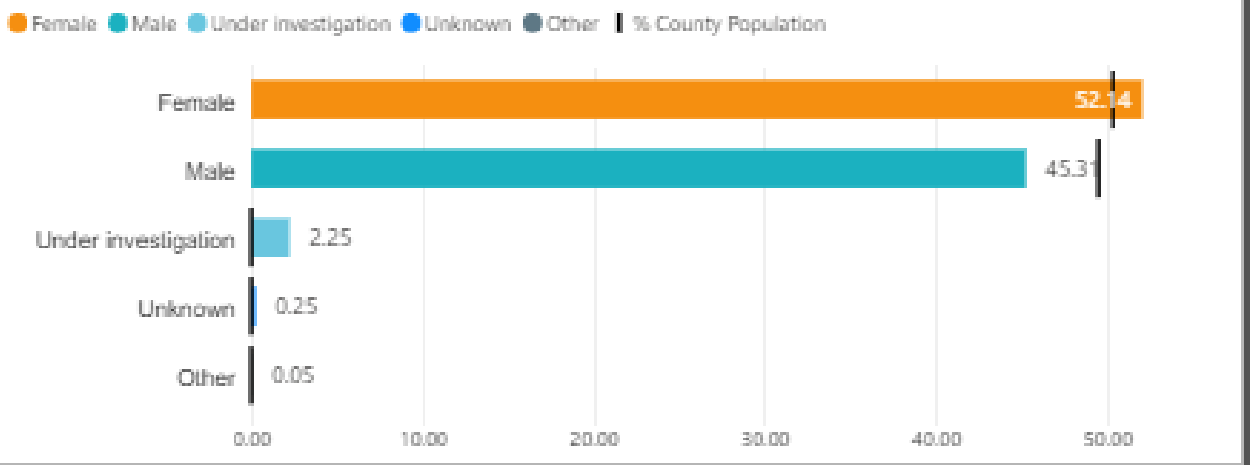

Known cases by age group

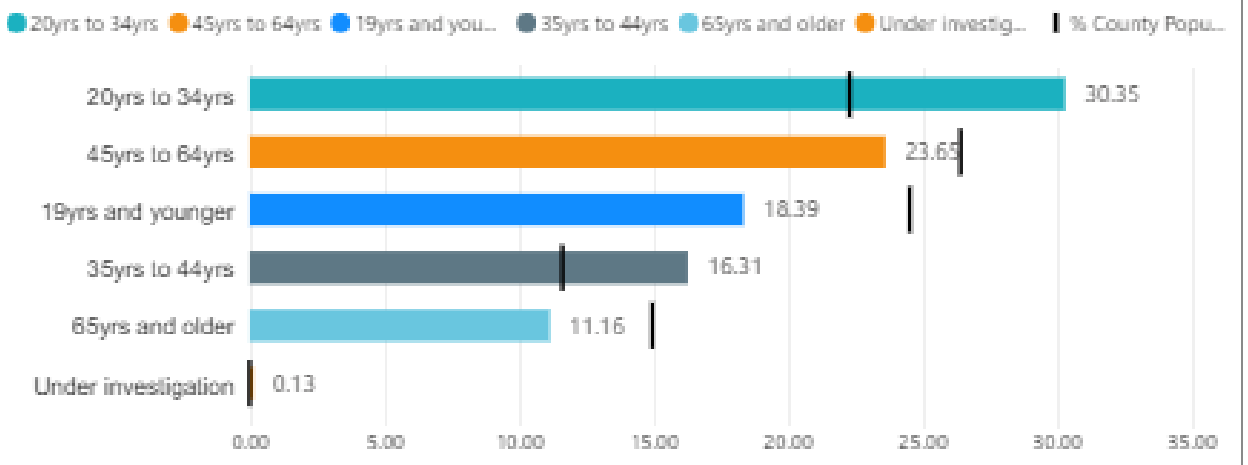

Known cases by race/ethnicity

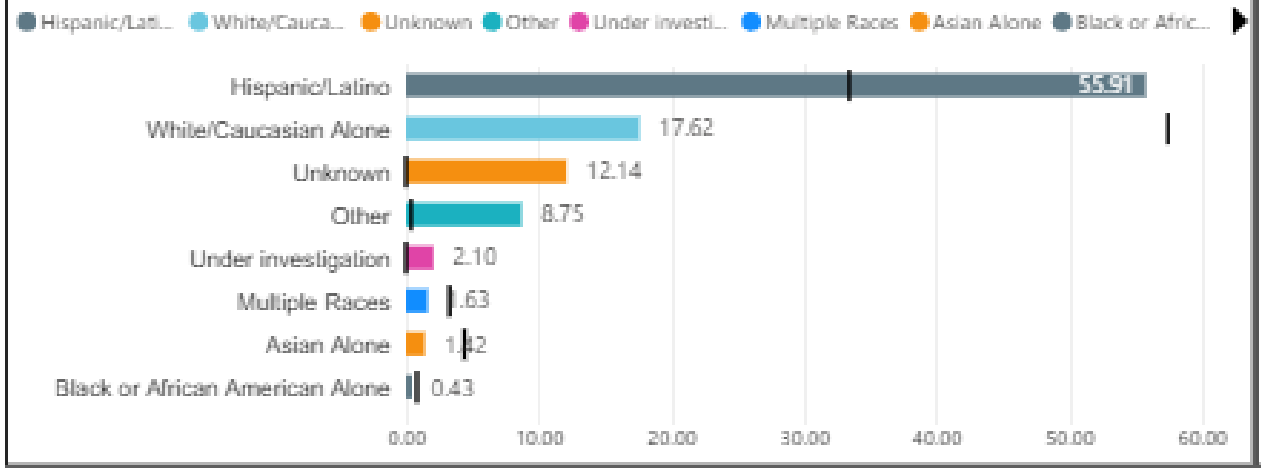

Known cases by region

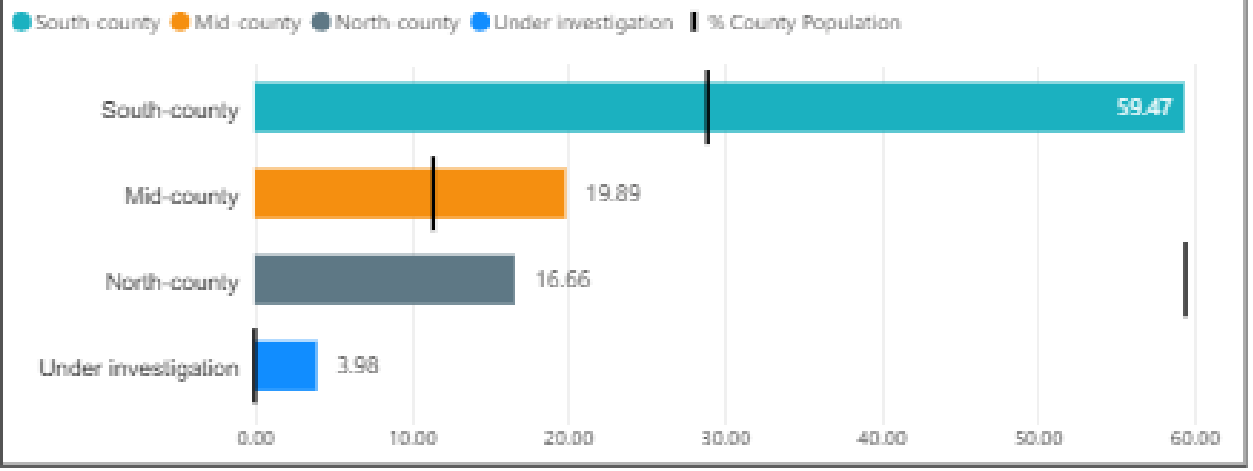

**All % County Population are a 2018 Census Population Estimate.*

Data represents Known Cases of COVID-19 among residents of Santa Cruz County, by date reported to the Communicable Disease Unit (CDU) from health providers or electronic lab reporting. Data is provisional and subject to change. It is important to look at trends over time when reviewing these data rather than drawing conclusions from any individual data points, as data can change based on additional reporting and case investigation. Data was extracted from the California Reportable Disease Information Exchange (CalREDIE). Dashboard was developed by the Epidemiology & Surveillance Division of the CDU for Santa Cruz County.

Last refreshed 12/14/2020, 08:00; updated with data entered into CalREDIE as of 12/13/2020, 17:00

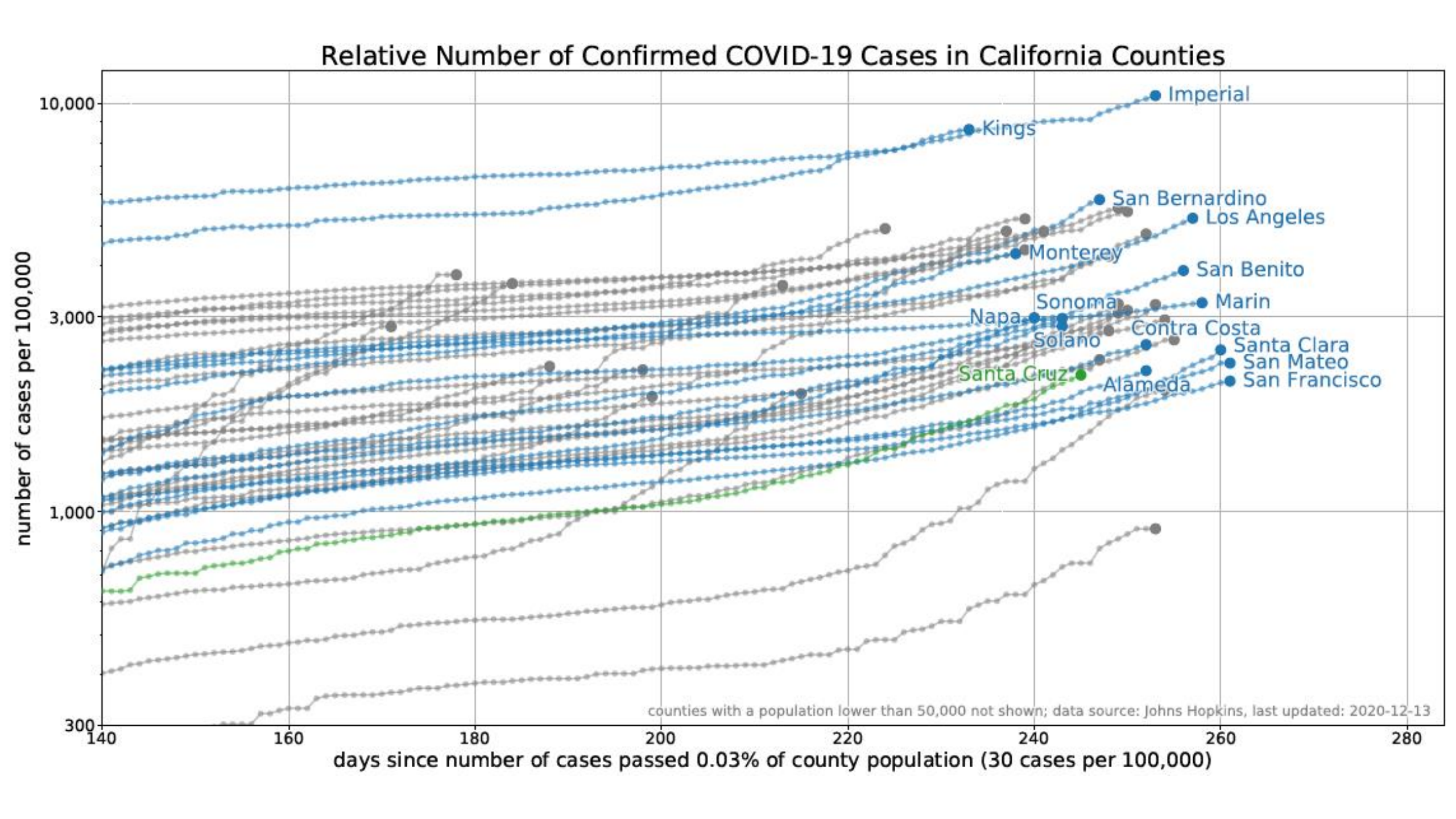
Relative Number of Confirmed COVID-19 Cases in California Counties
10,000
3,000
1,000
300
number of cases per 100,000
140
160
180
200
220
240
260
280
days since number of cases passed 0.03% of county population (30 cases per 100,000)
Imperial
Kings
San Bernardino
Los Angeles
Monterey
San Benito
Marin
Sonoma
Napa
Solano
Contra Costa
Santa Clara
San Mateo
San Francisco
Santa Cruz
Alameda
counties with a population lower than 50,000 not shown; data source: Johns Hopkins, last updated: 2020-12-13

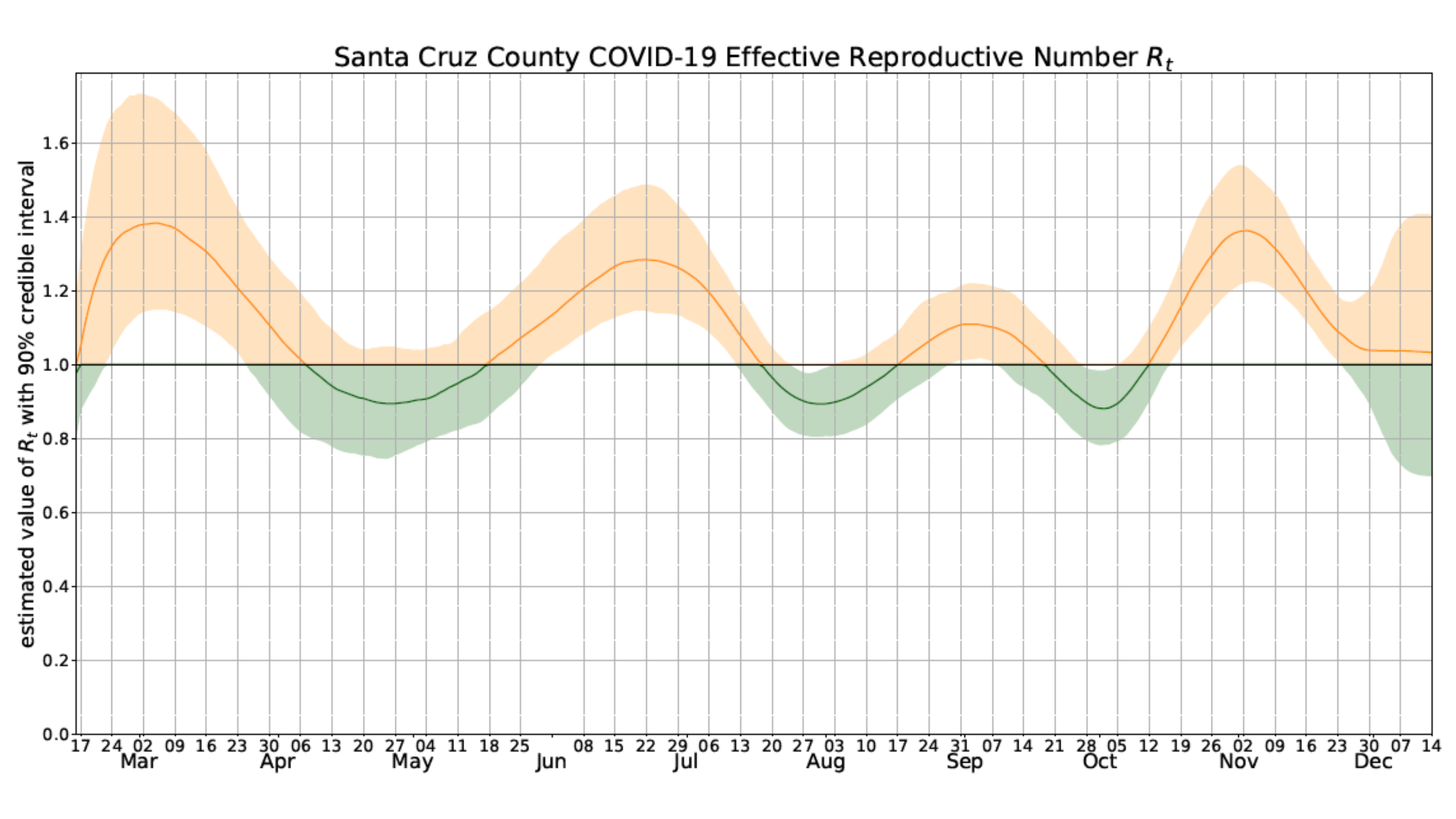
Santa Cruz County COVID-19 Effective Reproductive Number R_t
estimated value of R_t with 90% credible interval
0.0
0.2
0.4
0.6
0.8
1.0
1.2
1.4
1.6
17 24 02 09 16 23 30 06 13 20 27 04 11 18 25 08 15 22 29 06 13 20 27 03 10 17 24 31 07 14 21 28 05 12 19 26 02 09 16 23 30 07 14
Mar
Apr
May
Jun
Jul
Aug
Sep
Oct
Nov
Dec

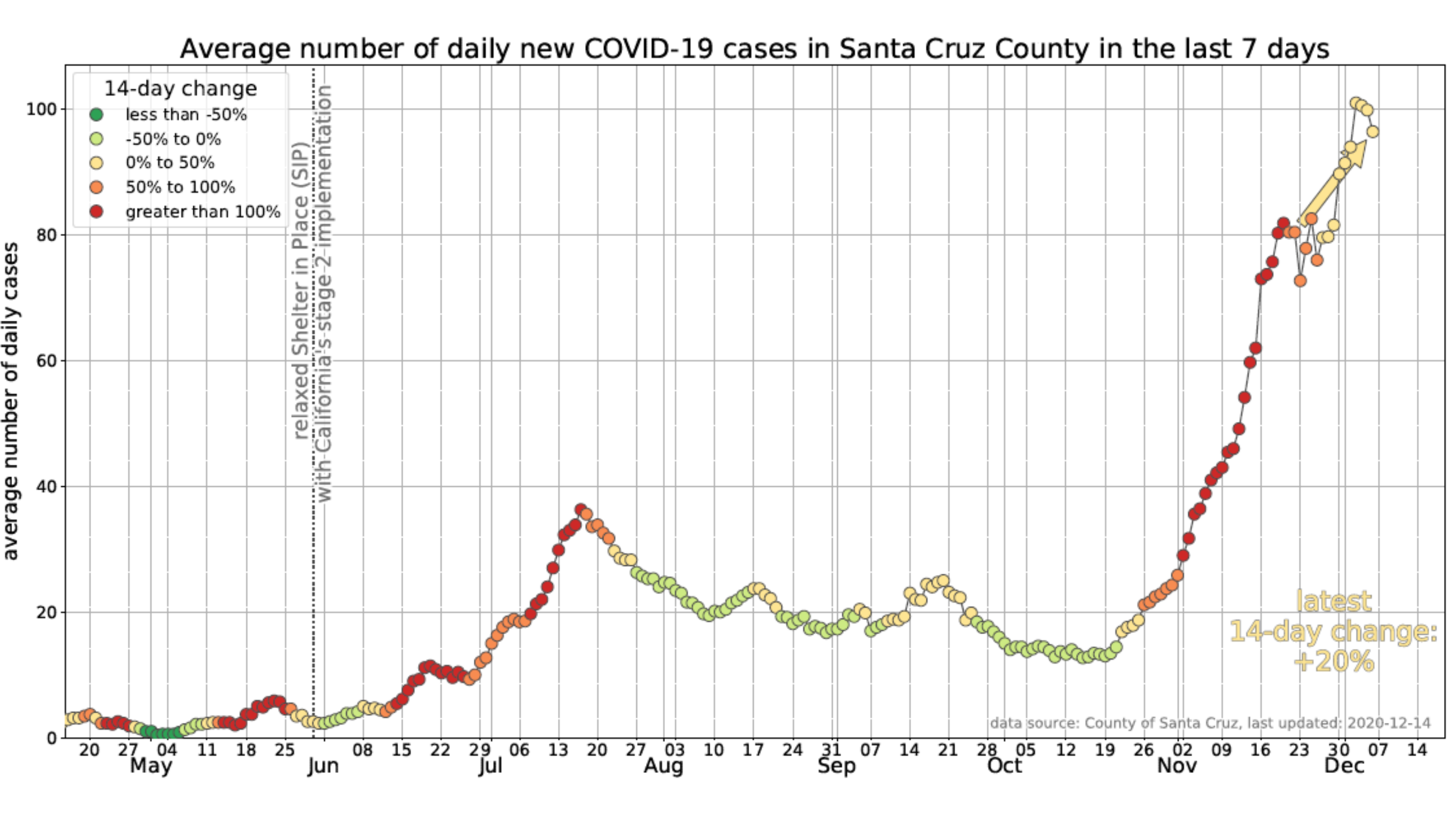
Average number of daily new COVID-19 cases in Santa Cruz County in the last 7 days
14-day change
less than -50%
-50% to 0%
0% to 50%
50% to 100%
greater than 100%
relaxed Shelter in Place (SIP)
with California's stage 2 implementation
average number of daily cases
0
20
40
60
80
100
20 27 04 11 18 25 May 08 15 22 29 Jun 06 13 20 27 Jul 03 10 17 24 31 Aug 07 14 21 28 Sep 05 12 19 26 Oct 02 09 16 23 30 Nov 07 14 Dec
latest
14-day change:
+20%
data source: County of Santa Cruz, last updated: 2020-12-14

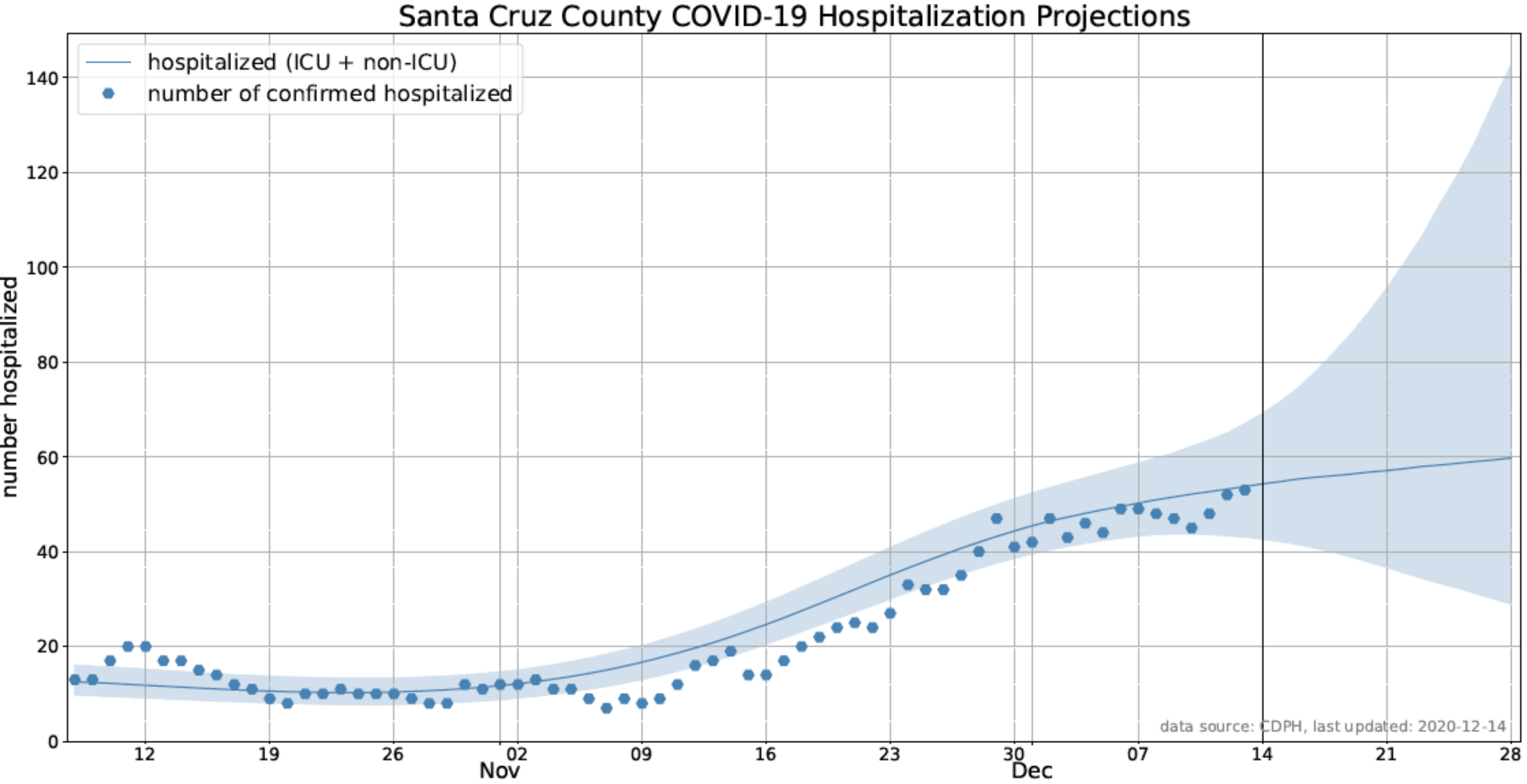
Santa Cruz County COVID-19 Hospitalization Projections
hospitalized (ICU + non-ICU)
number of confirmed hospitalized
number hospitalized
0
20
40
60
80
100
120
140
12
19
26
02
09
16
23
30
07
14
21
28
Nov
Dec
data source: CDPH, last updated: 2020-12-14

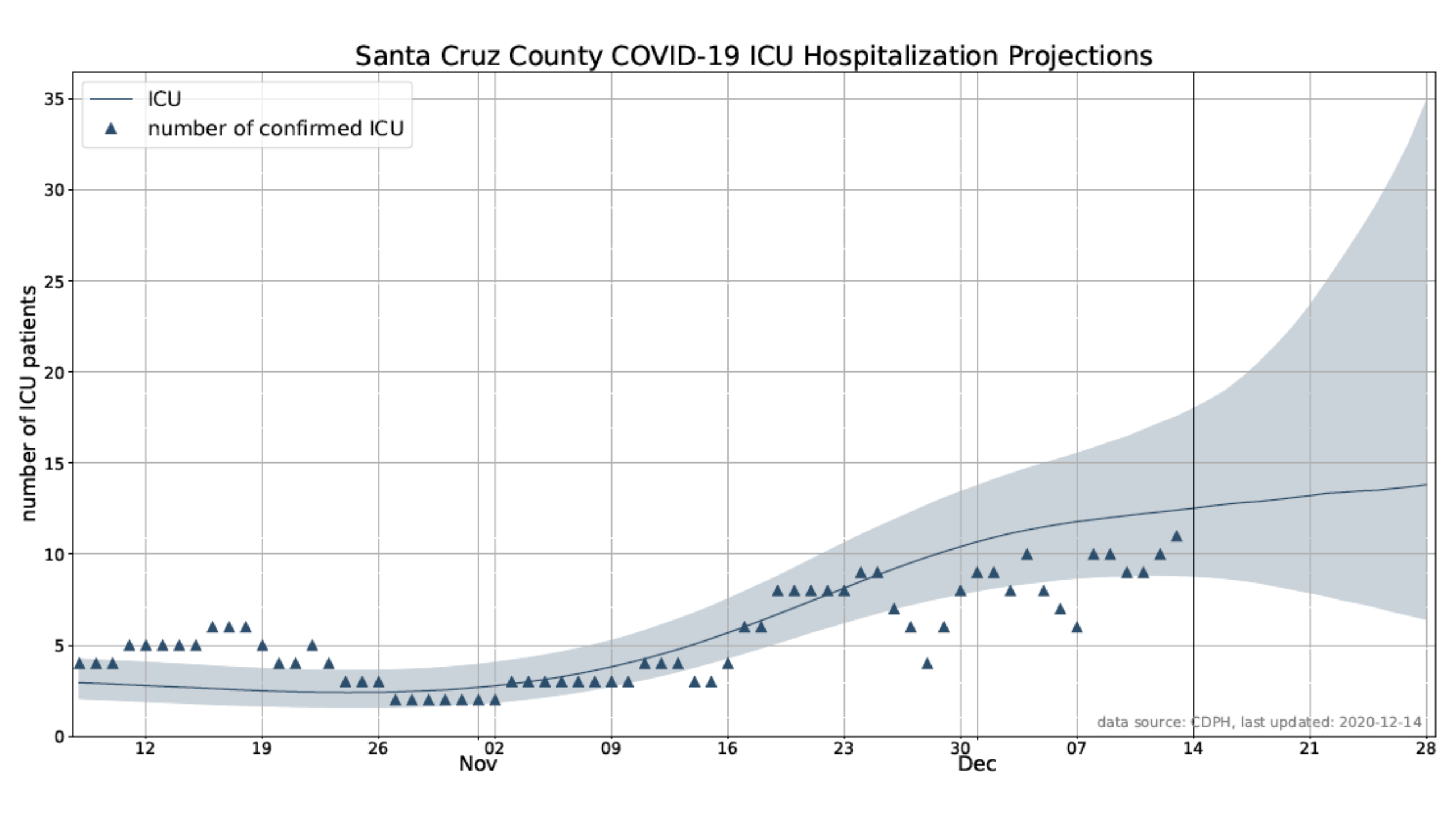
Santa Cruz County COVID-19 ICU Hospitalization Projections
ICU
number of confirmed ICU
number of ICU patients
0
5
10
15
20
25
30
35
12
19
26
Nov
02
09
16
23
30
Dec
07
14
21
28
data source: CDPH, last updated: 2020-12-14

County Furlough

The Health Services Agency will be operating on limited during the County holiday and furlough dates:

December 24-January 3

The Warehouse will be closed during this time.

Pre-order PPE for this duration of the holiday season!



Pictured above: Employees from GSD and HSA in “The Cage” of PPE Resources