

4 Place your ballot in the smaller secrecy envelope.



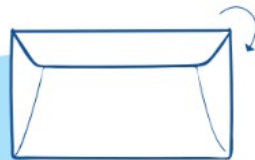
1. Refold the ballot as it was sent to you.



2. Place it in the smaller envelope that's labeled "Official Election Ballot." Don't put anything inside or write on the envelope.

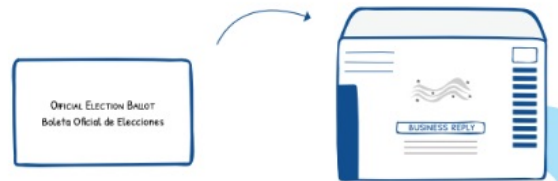


3. Wet the glue on the envelope fold.



4. Close the secrecy envelope to seal your ballot.

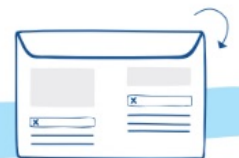
5 Place your sealed ballot in the larger "Voter Declaration" envelope.



1. Place your sealed ballot in the larger "Voter Declaration" envelope. Don't put anything else inside.



2. Wet the glue on the envelope fold.



3. Close the mailing envelope to seal it.




4. Write your address in blue or black ink in the upper left corner of the envelope.

6 Sign the "Voter's Declaration" on the back of the envelope.

If you complete your ballot on your own:

Sign the **left** side of the envelope in the rectangle marked with an X and labeled "Voter."


Write in the date when you completed your ballot, your name, and your address on the horizontal lines above the labels.



If someone completed your ballot for you:

Sign the **right** side of the envelope in the rectangle marked with an X and labeled "Voter."

The person who assisted you should write the date when your ballot was completed. They should also enter their address and signature on the horizontal lines above the labels "Date" and "Witness."



7 Turn in your mail-in ballot.

By mail

You can turn in your ballot by mail. The postage is prepaid. The United States Postal Service recommends that you mail your ballot at least seven days before the current deadline of November 3 to ensure it arrives on time.

In person

Most voters must return their own ballots. However, if you have a physical disability, you may choose someone to return your ballot for you.

Returning your own ballot

You can drop off your ballot at one of the following locations:

- The Philadelphia County Board of Elections
- A satellite election office
- An election day drop-off office
- A drop-off box

Exact drop-off locations are still being determined.

If you have questions about where to return your ballot, contact the Philadelphia County Board of Elections at (215) 686-3469.