

Illinois Community College Board (ICCB)

Data Exchange Project

Jay Brooks

Nathan Wilson

October 26, 2016





Topics

- ICCB - CompTIA Data Match Findings
- ICCB - Manufacturing Skill Standards Council (MSSC) Data Match Findings
- Preliminary Employment Outcomes
- New Illinois Project - Talent Pipeline Management Pilot Project

Data matching process with ICCB for CompTIA and MSSC



- Records were matched against community college student level annual data files.
- Matching criteria included last name, first name and zip code.
 - CompTIA -Matched to community college records from FY10 through FY14
 - MSSC - Matched to community college records from FY11 through FY15
- CompTIA unduplicated exam count was 3,420 with 1,449 appearing in the ICCB's community college data
 - Of those matched, 1,215 met threshold for matching with IDES
- MSSC's unduplicated exam count was 1,899 with 826 appearing in the ICCB's community college data
 - Of those matched, 791 met threshold for matching with IDES

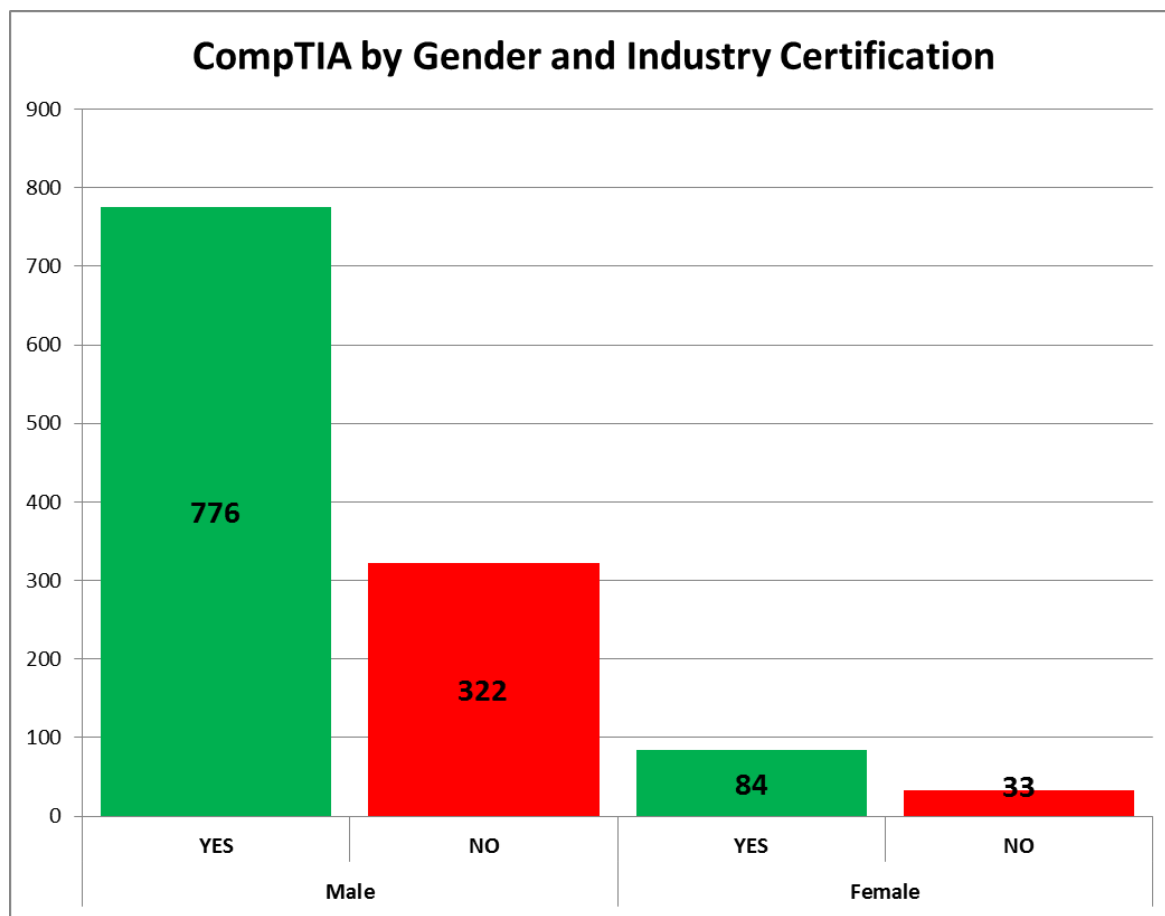
Data matching for wage records

- The anchor point (t) for each record was developed by looking at the point in which the last exam occurred.
- Wage matching included the following longitudinal checks:
 - t - 4Q Earnings – This represents the earnings of the individual at four quarters prior to established anchor point.
 - t – Earnings – This represents earnings at the quarter of anchor.
 - t + 2Q Earnings – This represents earnings two quarters post anchor.
 - t + 4Q Earnings – This represents earnings four quarters post anchor
- For the 1,215 CompTIA records matched, 940 were available for the full match period.
 - The remaining 275 were available for matching for t – 4Q Earnings, t – Earnings and t + 2Q Earnings.
- For the 791 MSSC records matched, 479 were available for the full match period.
 - The remaining 312 were available for matching for t – 4Q Earnings, t – Earnings and t + 2Q Earnings.

Initial Findings

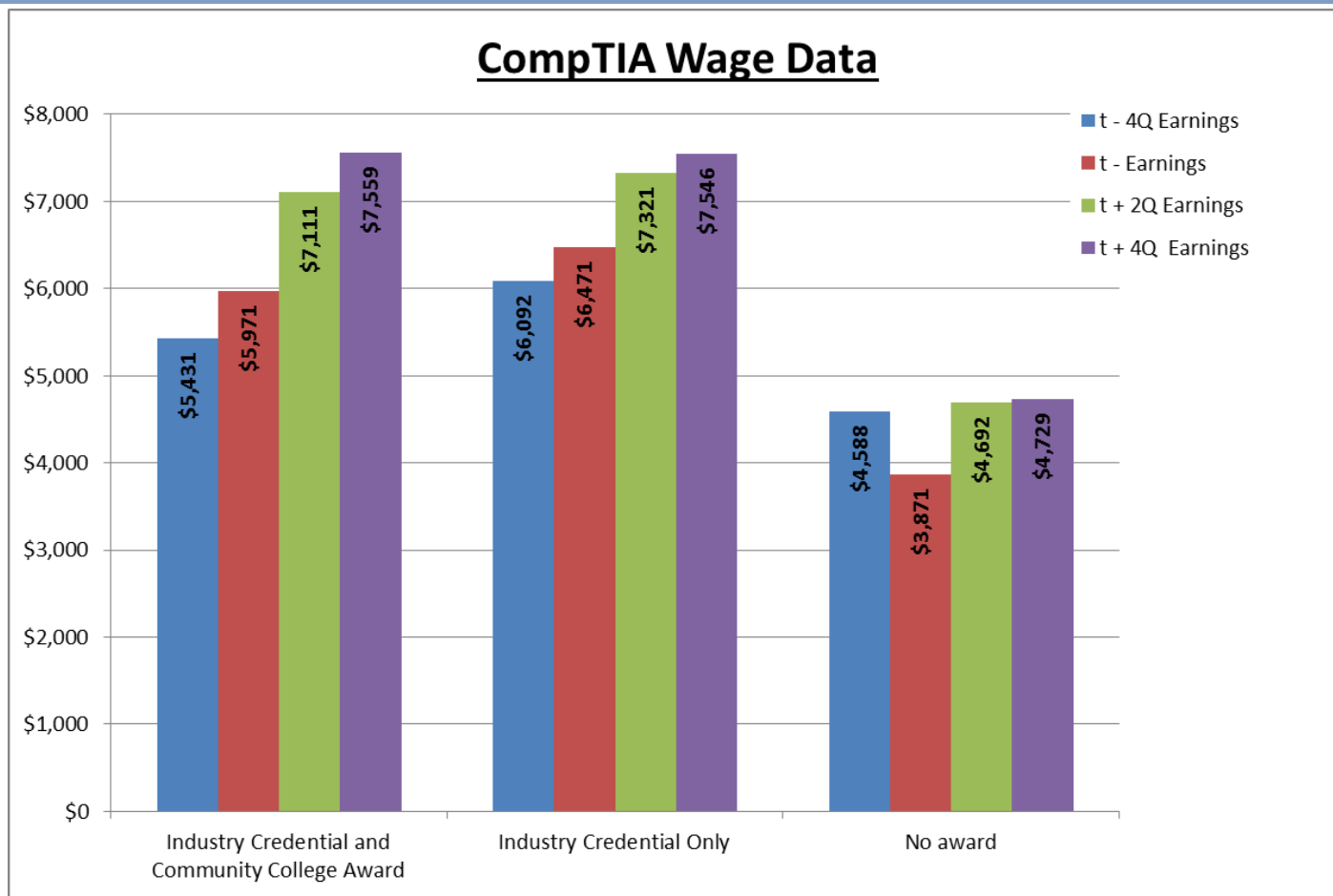
CompTIA files

Certification status for records matched with ICCB and Employment records by Gender and Average Age



Earned Industry Certification	Total records	Average Age
NO	355	27
YES	860	28
Grand Total	1215	28

CompTIA Wage data prior to exit, at exit and post-exit



* Of the 940 matched, 700 appeared with wage records.

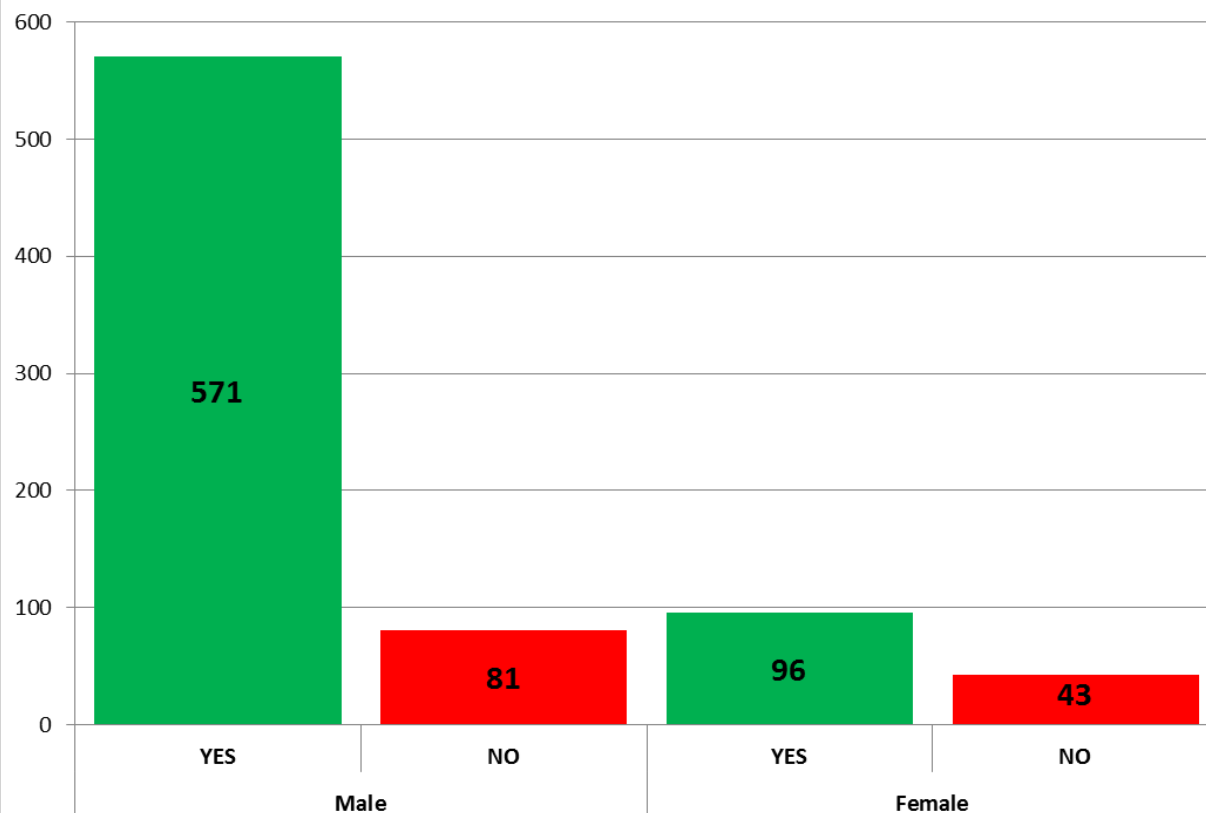
Initial Findings

MSSC files

MSSC Certification status for records matched with ICCB and Employment records by Gender and Average Age

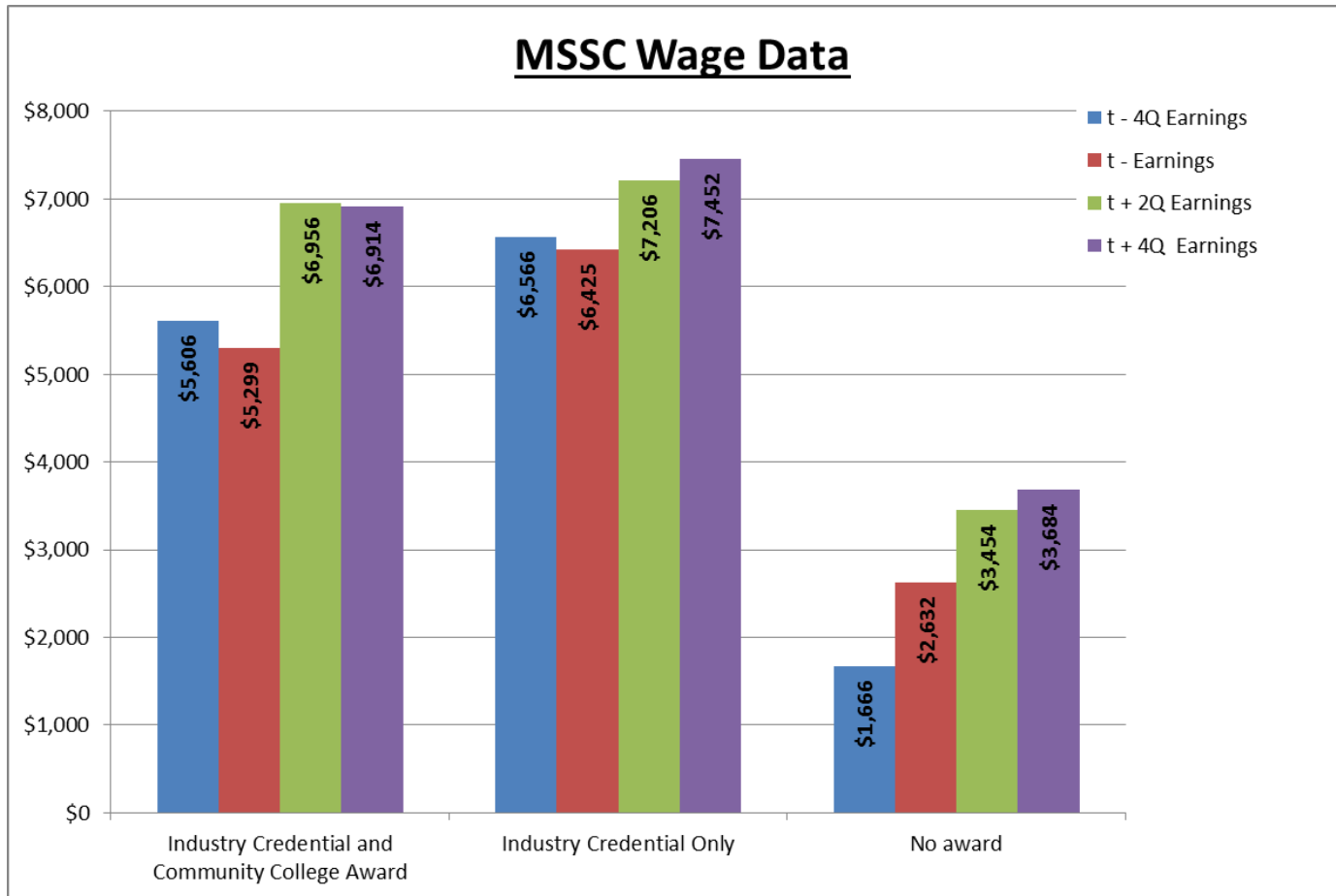


MSSC by Gender and Industry Certification



Earned Industry Certification	Total records	Average Age
NO	124	26
YES	667	34
Grand Total	791	32

MSSC Wage data prior to exit, at exit and post-exit



* Of the 479 matched, 394 appeared with wage records.



Insights and Considerations

- Need for additional identifier (i.e. Birthdate, etc.) to assist with data matching confidence
- Established business rules for matching that occurs with multiples colleges and multiple enrollments for standardization process
- Testing and certification patterns in relation to multiple enrollments that occur across time.
- Identity resolution to ensure Industry Recognized Credential student ID number is consistent



Contact Information

- **Nathan Wilson**
 - Senior Director for Research and Policy Studies
 - Ph: (217) 558-2067
 - nathan.wilson@illinois.gov
- **Jay Brooks**
 - Director for Research and Policy Studies
 - Ph: (618) 942-7460
 - jay.brooks@illinois.gov