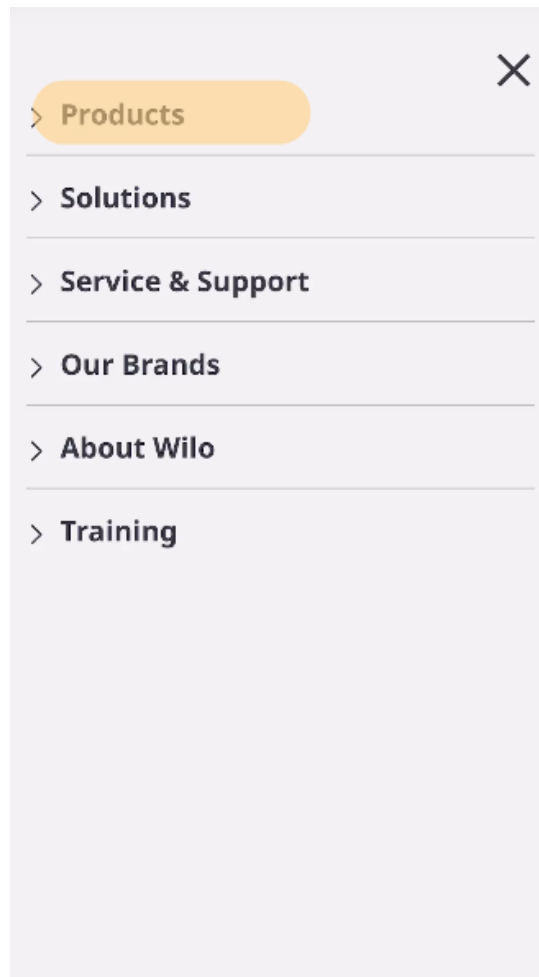




## BIM/CAD Drawings Mobile Walkthrough

- 1) Go to [https://wilo.com/us/en\\_us/](https://wilo.com/us/en_us/) and **click** on the three lines in the upper right corner, and **select** the **Products** tab.



- 2) **Scroll down** and click '**Discover all Products**'. **Select** the '**Display filters**' button to filter by keyword, design type, and application.

**Water Management** ✕

- Raw water intake
- Water treatment
- Water distribution and boosting
- Professional irrigation and agriculture
- Wastewater collection and transport
- Wastewater treatment
- Dewatering (incl. flood control)

**Industry**

- Heating
- Domestic hot water
- Cooling
- Raw water intake
- Water treatment
- Water distribution and boosting
- Wastewater collection and transport
- Wastewater treatment
- Dewatering (incl. flood control)

**Accessory**

**Discover all products** ←

☰ **Display filters** EN\_US 60 Hz

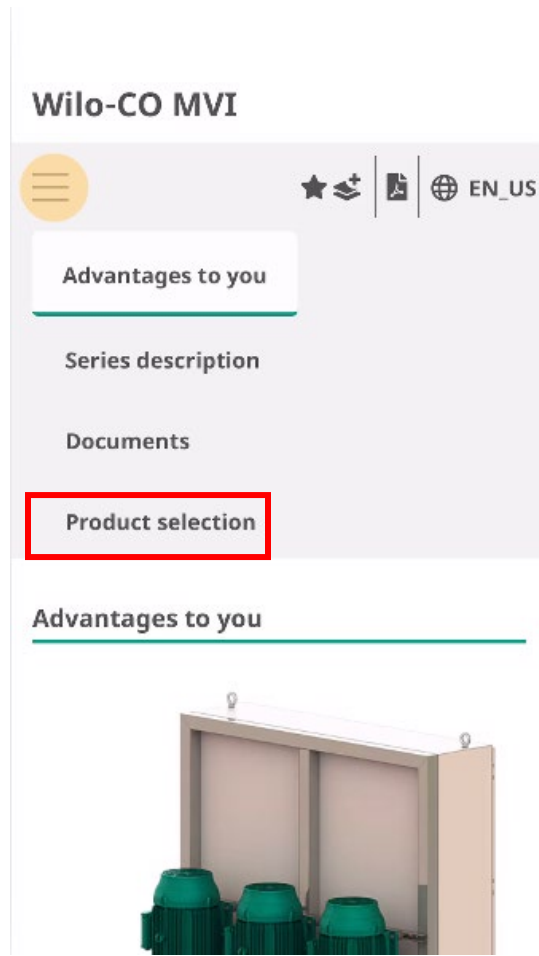
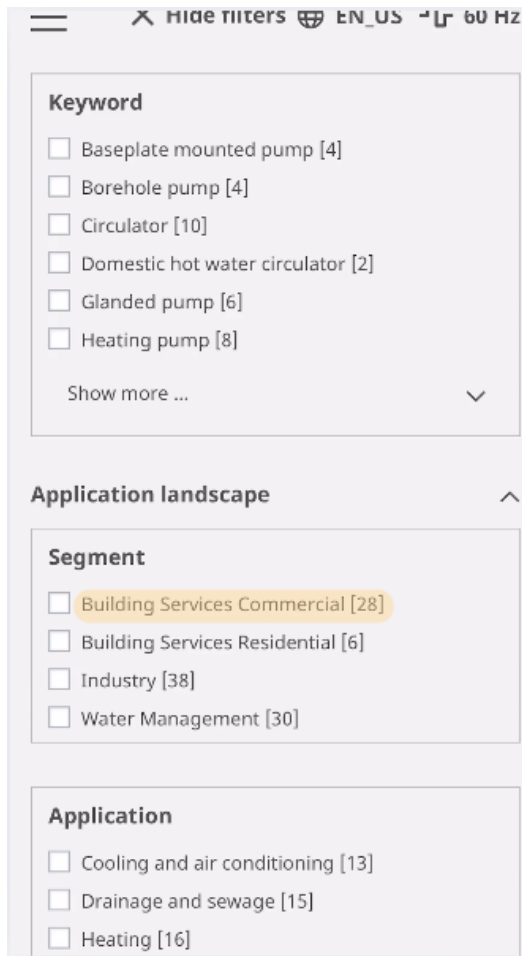
**Number of results: 43**



**Wilo-CO MVI**



- 3) **Select 'Building Services Commercial'** box (located under the Segment filter).  
Once you have chosen a product, **click** on the three lines on the left side of the screen and **select** the **Product Selection** tab.



4) **Use the filter** to find the narrow down the list of products that appears and select your product. Once at the product page, **click** the three lines on the left side and select the **BIM/CAD** tab.

WILCO MVI

☰ ☆ 📄 🌐 EN\_US

Number of results: 2478 **X** Hide filters

**Number of pumps**

- 2 [881]
- 3 [881]
- 4 [710]

**Mains connection**

- 1~115/208-230 V, 60 Hz [25]
- 3~208-230/460 V, 60 Hz [268]
- 3~575 V, 60 Hz [93]


**Manifold connection on suction side**

- 2" CLASS 150 [476]
- 2" CLASS 300 [135]
- 3" CLASS 150 [316]
- 3.00" CLASS 300 [117]
- 4" CLASS 150 [214]
- 4.00" CLASS 300 [114]

🔍 📄 @ 📄+ ☆

## CO2 MVI-1SB-50-1-.75HP-304E-230V~3

Article number : 3354764

 Find the right solution with the new Wilco Selector

☰ ☆ 📄 🌐 EN\_US

**Technical data**

**Documents**

**BIM/CAD**

**Technical data**

**Data sheet** Pump curves

Ordering information

5) **Click** on the '**Download**' button and download the BIM/CAD drawing.

## CO2 MVI-15B-50-1-75HP-304E-230V~3

Article number : 3354764



Find the right solution with the new Wilo Selector



EN\_US



STEP (58 MB)

> Download

### REVIT



Language

language neutral



ZIP (1 MB)

> Download