

ENR THE TOP 400

Overview [p. 58](#) // 2021-22 at a Glance [p. 58](#) // Profitability Analysis [p. 58](#) // Revenue Volume [p. 58](#) // Backlog Analysis [p. 58](#) // Markets' Share of Total Revenue [p. 59](#) // Domestic Staff Hiring [p. 59](#) // International Staff Hiring [p. 59](#) // Revenue by Owner Type [p. 59](#) // International Market Analysis [p. 60](#) // A Decade of Contracting Revenue [p. 60](#) // DBE Mentorships [p. 61](#) // Top 400 Dialogue [p. 64,72](#) // Top 20 by Sector [pp. 67-68](#) // PC Turns Sludge Into Power [p. 71](#) // Top 100 by New Contracts [p. 75](#) // Top 50 Contractors Working Abroad [p. 76](#) // Firms Extend ACE Student Links [p. 79](#) // Top 50 Domestic Heavy Contractors [p. 80](#) // Top 50 Domestic General Building Revenue [p. 83](#) // How to Read the Tables [p. 83](#) // Top 400 List [p. 85](#) // Where to Find the Top 400 // [p. 101](#)

UP AND ABOVE

For the \$2.6-billion vertical construction of TSX Broadway in New York City, STO Building Group's Pavarini McGovern needed to lift many of the building's elements into place for the 580-ft-tall theater, hotel and retail tower.



PHOTO COURTESY OF STO BUILDING GROUP

NUMBER 4

Contractors Caught in a Storm

Cost volatility, materials delays and labor shortages slow the industry's post-pandemic transition, but firms fight forward. By Emell Adolphus and Jonathan Keller



“If you build it, they will come” isn’t just a version of a famous film line. For Top 400 firms navigating markets bogged down by supply shortages and delays, it’s strategy. Whether “they” refers to more craftworkers, better material lead times or decreased cost risks depends on a firm’s most pressing problems, but contractors overwhelmingly agree that relationship building is a way forward despite the industry’s steadily strained supply chain.

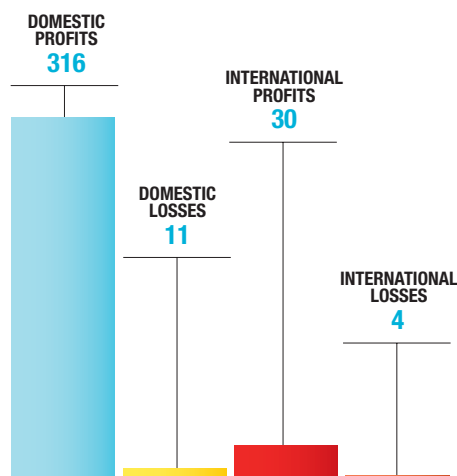
As firms enter a busy construction year, abuzz with preconstruction planning and anticipation for projects funded by the Infrastructure Investment and Jobs Act (IIJA), ENR Top 400 contractors report that their biggest challenges stem from trying to control what seemingly is uncontrollable. Pricing volatility, tariffs on building materials, such as lumber and steel, and supply chain disruptions caused by COVID-19 shut-downs and the war in Ukraine all fall under that category. The wide-reaching effects of these challenges are boosting demand in some markets while bringing down demand in others.

Overall, total revenue for the Top 400 firms rose to a record \$421 billion last year, a 1.49% improvement over the year before, marking the 11th straight year of rising contracting revenue for the Top 400. Despite slowed revenue growth in the pandemic’s first year, 0.12% from 2019 to 2020, firm revenues have increased by 1.62% since the pandemic began.

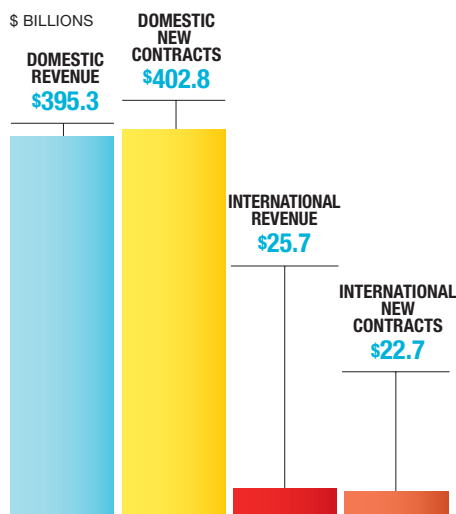
“Coming out of the pandemic, we thought there would be some normalcy,” says Abrar Sheriff, president and CEO of Turner Construction Co.’s international arm, Turner International. But international issues continue to impact domestic supply chains,

2021-22 at a Glance

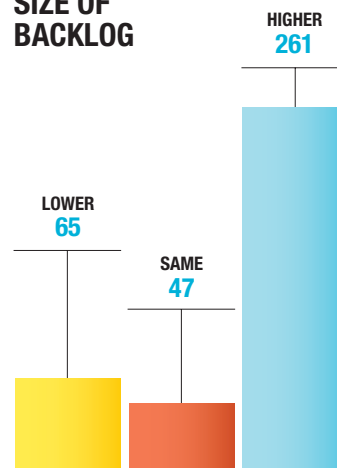
NUMBER OF FIRMS REPORTING PROFITABILITY



VOLUME

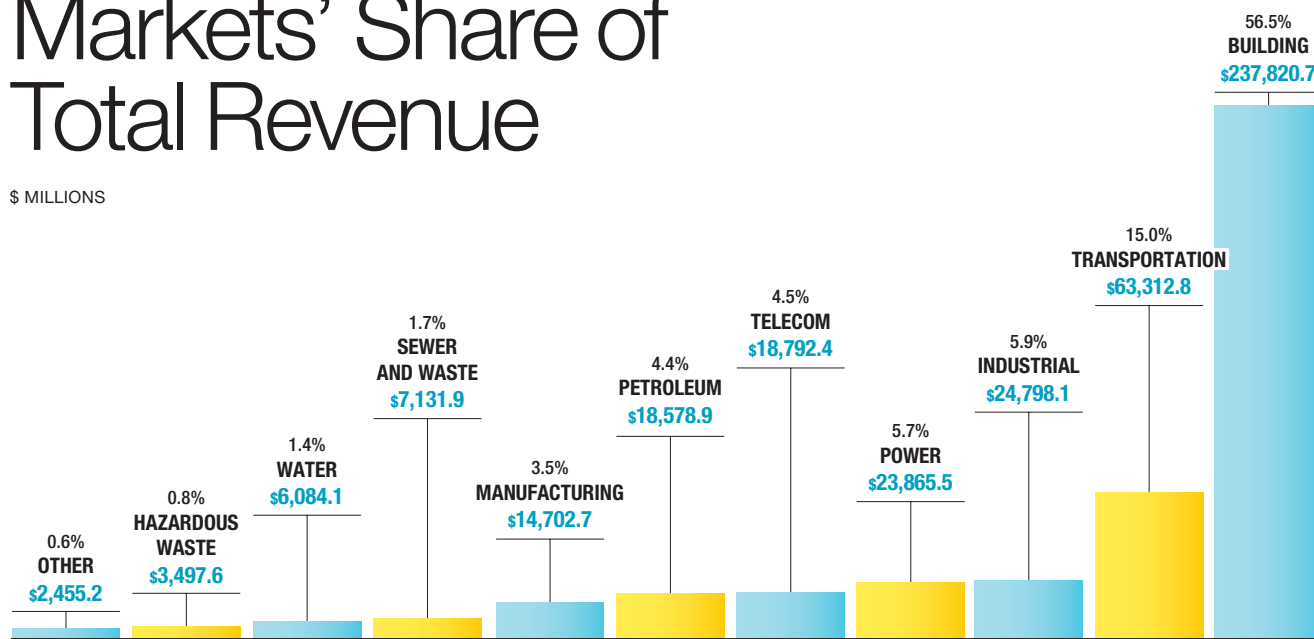


NUMBER OF FIRMS REPORTING SIZE OF BACKLOG



Markets' Share of Total Revenue

\$ MILLIONS



ONLY INCLUDES DATA FROM FIRMS ON THE TOP 400 LIST.

Sheriff explains. “It’s almost like déjà vu dealing with this,” he adds.

Through its supply chain management service SourceBlue, Turner Construction has been able to use its international relationships in China and Europe to improve project predictability domestically and get materials to jobsites in a timely manner, says Sheriff. The company is ranked No. 1 on the Top 400 list for the second consecutive year.

“We are leveraging our long-term relationships with our manufacturers and suppliers,” says Sheriff. “We feel if we can do that, we can commit to predictability on schedule and cost for our clients and not leave it open-ended.”

Beyond the industry’s current challenges of rising costs and shortages, a larger question looms from owners, says Mario Azar, incoming chair and CEO at Black & Veatch. “Are there creative and collaborative solutions that will enable projects to go forward?” he asks. In the last year, Azar says the company has seen examples of where projects no longer made financial sense to move forward for one or both parties by the completion of final negotiations.

“Materials that used to have widespread availability

373

firms on the list also sent in surveys in 2021.

56.8%

firms reporting higher revenue in 2021 than 2020.

20.7%

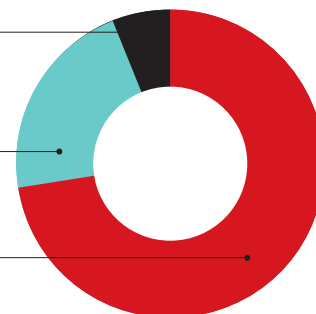
increase in new contracts between 2020 and 2021.

PERCENT SHARE OF TOTAL REVENUE BY OWNER TYPE

FEDERAL
6.0%

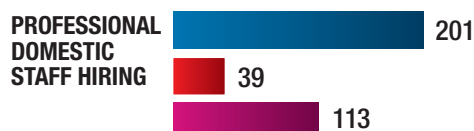
STATE/LOCAL
21.5%

PRIVATE
72.5%



and clear delivery schedules became more expensive, delivery times stretched and supply chain costs ballooned, creating a fundamental tension between project owners and service providers,” says Azar. For this reason, he says, working with clients to balance risk, increase flexibility and create a collaborative environment continues to be a major industry challenge.

Industry-wide issues such as inflation, a residen-

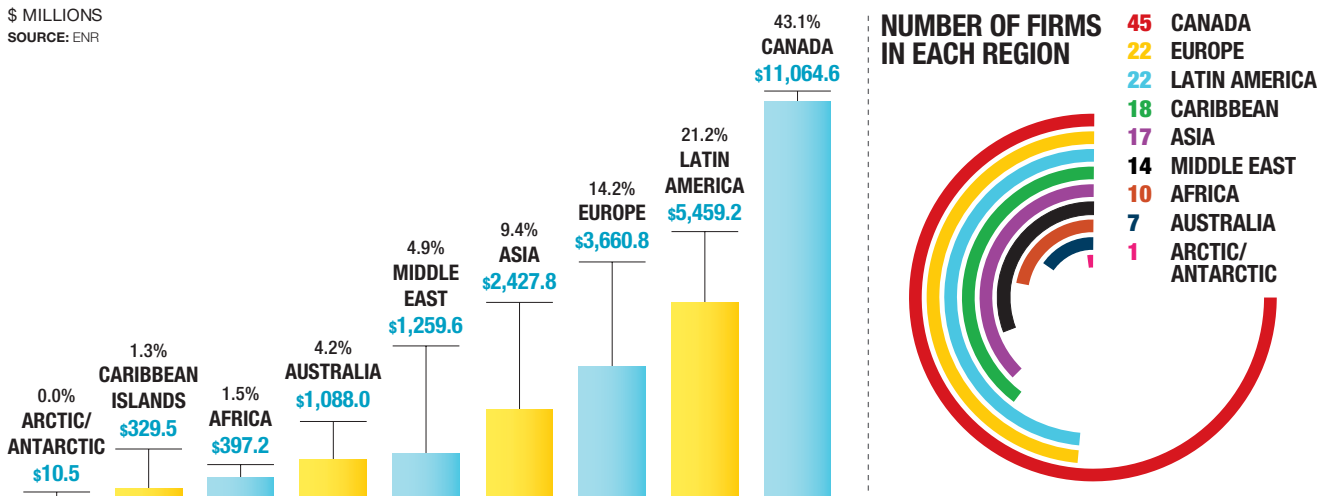


SOURCE: ENR

ONLY INCLUDES DATA FROM FIRMS ON THE TOP 400 LIST.

International Market Analysis

\$ MILLIONS
SOURCE: ENR



*DATA FOR ASIA AND AUSTRALIA HAD BEEN REPORTED TOGETHER IN PREVIOUS YEARS.

tial building boom, natural disasters and international conflict can also be sector specific in their impact on markets such as manufacturing, semiconductors and agriculture, explains Mike Thompson, vice president of operational planning and support at Robins & Morton.



“[Owners] know about the challenges, so they’ve been engaging us early in their projects, asking us to serve in an advising role.”

Mike Thompson, VP, Robins & Morton

“These factors, paired with inflation, contribute to significant overall cost escalation,” says Thompson. “The most common request we receive from owners is still speed to market. [Owners] know about the challenges, so they’ve been engaging us early in their projects, asking us to serve in an advising role. That allows us to develop creative strategies for project

delivery.” And those creative strategies are often customized for the project.

“They often involve intently studying the project, understanding the client’s operational goals, and tapping our extensive network of trade contractors and vendors for the most accurate up-to-date lead times,” adds Thompson.

Robert Shelton, president of Peinado Construction, says “relationships are more important in this business than they’ve ever been” to help contractors understand the constantly changing market and minimize exposure to rising costs.

“We’re trying to quantify the exposure and risk profiles for ourselves and for our clients, and manage risk throughout the entire process,” he says. “Our clients look to us to help them and their partners navigate the current and ever-changing market conditions.”

Firms Fight Long COVID-19 Phase

In the pandemic’s third year, Top 400 firms report a mix of slowdowns and successes as they reconfigure their operations to meet market demands and calculate the best outcomes for their business sectors.

In the past year, Urban Atelier Group (UAG) says it has “grown tremendously” by investing in the personnel needed to expand its operations.

COMPARING THE PAST DECADE’S CONTRACTOR REVENUE
\$ BILLIONS
SOURCE: ENR

\$309.4
2012

\$324.2
2013

\$331.9
2014

\$344.1
2015

\$366.4
2016

\$374.0
2017

\$405.0
2018

\$414.4
2019

\$414.9
2020

\$421.0
2021

ONLY INCLUDES DATA FROM FIRMS ON THE TOP 400 LIST.

“When most firms were cautious about expanding and investing in a post-COVID world, we were fortunate enough to launch a rebranding campaign, hire over 35 highly skilled professionals and maintain an employee retention rate of 90%,” says Andy D’Amico, UAG president and CEO.

Meanwhile, contracting behemoth Bechtel says that it is continuing to find success while recovering from crashing energy and commodity markets by rightsizing its cost structure to align with its volume of work. This also enables the firm to “stay competitive and free up resources to invest in the markets that we see emerging or heating up,” says Craig Albert, president and COO.

“The objective in all this is to deliver even more value for our customers,” says Albert. “We always strive to be the best in the industry, not the biggest. We are focused on winning purposeful work that we can execute well, delivering great value for our customers through commercial arrangements that are well balanced from risk/reward standpoint.”

He says the market for large capital projects “has been in a down cycle for the past few years” but “what’s new is that our markets and our customers’ buying factors are changing in response to the global challenges of the day, like they have at other inflection points in the past. We’ve been disciplined, exercising patience and restraint to avoid winning work we might later regret. If this leads to lower revenues, we can live with that. We are focused on the bottom line and on quality.”

Despite industry-wide challenges, backlogs remain strong for many firms. From a significantly tough 2020, 70% of firms from this year’s survey said they had a more robust backlog than the same time last year. The equivalent number on last year’s survey was 43.7%. Only 17.4% reported a lower backlog this year.

The Opus Group reports a strong backlog in addition to common industry challenges with supply chain delays slowing project progress.

“I know we are not unique in these challenges,” says Tom Becker, Opus Design Build president and CEO. He explains that the firm has seen rapid real estate investment growth for markets in Phoenix and Denver. But taking on those projects involves weighing more risks.

“Taking advantage of that market growth presents new challenges for balancing the fee earned versus risk assessed ratio,” says Becker. “At Opus, we accept some risk while ensuring we are being thoughtful about what is truly unusual and requires discussion.”

Comparing how challenges from the economy’s initial shutdown from COVID-19 continue to reverberate through markets, McCown Gordon CEO Ra-

min Cherfat says that he does not expect supply chain delays and cost volatility to quickly resolve, but they should stabilize. “We expect supply chain issues to continue, and together with inflation to be the most significant challenges this year,” he says. “We do see signs of slowing acceleration with respect to inflationary pressures, and supply chain issues are better today than four to six months ago.”

Cherfat says interest rate hikes may offer some relief to inflation pressures. “But the hikes come with their own risks of slowing economic activity and increasing costs for our customers,” he says. “Balancing

Diversity, Equity and Inclusion | By Emell Adolphus

Firms Increase DBE Support



Top 400 firms are helping to diversify the next generation of construction workers by boosting their support for certified disadvantaged business enterprises.

Gilbane Building Co. (ranked No. 11) plans to award \$4 billion in contracts over five years to DBEs, which include firms owned by minorities, women or veterans, or are small, as part of what it calls a “comprehensive economic inclusion” program.

The commitment, announced March 8, fulfills the company’s inaugural ESG goal to drive economic opportunity by directly supporting diversity, equity and inclusion through professional capacity building. The company’s Rising Contractor program also prepares less experienced DBEs to work and win larger projects, graduating 138 firms from the program since its inception in 2020.

At Suffolk (ranked No. 23), the company’s Build With Us @ Suffolk program is celebrating 10 years. In an eight-course curriculum, the program works with M/W/VBE and

SBA-certified firms to expand their business capacity and help them develop relationships in the construction industry.

“We believe minority-, women-, and veteran-owned enterprises and small businesses are untapped resources for hiring the very best talent on our projects,” says John Fish, CEO and chairman. “Suffolk mentors to help guide them.”

At Messer Construction (ranked no. 64), the company’s Urban Workforce Development Initiative provides paid training to create sustainable career pathways into construction, including full-time employment for underrepresented workers in construction.

“To date, we’ve helped 50 individuals get into sustainable careers on a specific project, and are working with nonprofit partners to continue expanding the program in Cincinnati and other regions,” says Mark Luegering, COO at Messer. “There is a career path for everyone and our responsibility is to support them in achieving their goals.” ■

The Top 400 Dialogue

TOP 400 CONTRACTORS // TOP 400 CONTRACTORS // TOP 400 CONTRACTORS // TOP 400 CONTRACTORS // TOP 400 CONTRACTORS // TOP 400 CONTRACTORS // TOP 400 CONTRACTORS

Are there any current or forthcoming OSHA standards that you think should be revised?

#83
on the
Top 400 List



LARRY ROONEY, PRESIDENT
MANHATTAN CONSTRUCTION GROUP
Tulsa, Okla.

With a large portion of our work being in the south, implementing a Heat Stress Standard, rather than a General Duty Clause, would be beneficial. A standard would provide enhanced guidelines for safety measures specific to heat stress on construction sites.

#29
on the
Top 400 List



DREW MUCCI, CO-PRESIDENT
HITT CONTRACTING
Falls Church, Va.

OSHA could address the unloading of precast members in the precast concrete erection section. Often, precast is unloaded from flatbeds without fall protection. A revision would help with implementation and create a safer environment for all.

In the last year, what would you consider to be your firm's biggest successes?

#299
on the
Top 400 List



REBECCA COOK, IT MANAGER
PERLO CONSTRUCTION
Tualatin, Ore.

Investing in Perlo's infrastructure to meet our current and future growth was essential. Many applications have moved to the cloud, so quick and secure access is vital. We look forward to the seamless advancement of technology in construction.

#201
on the
Top 400 List



BRENT KORTE, PRESIDENT AND CEO
THE KORTE CO.
Highland, Ill.

Our biggest success would be our ability to adopt flexible, remote talent and expertise within our existing corporate structure. The shift was necessary during the pandemic and has subsequently become an integral part of our operating procedures, strategy and culture.

The Top 20 Contractors by Sector

1		TRANSPORTATION	
RANK		Top 20 Revenue: \$35.7 Billion	REVENUE
2022		Top 20 Market Share: 56.4%	IN \$ MIL.
2022	2021		
1	2	KIEWIT CORP.	3450.8
2	3	THE WALSH GROUP	3183.2
3	1	TUTOR PERINI CORP.	3162.0
4	4	SKANSKA USA	2521.9
5	5	DRAGADOS	2419.0
6	6	GRANITE CONSTRUCTION INC.	2247.9
7	7	FERROVIAL US CONSTRUCTION CORP.	2246.3
8	10	BECHTEL	1999.0
9	9	COLAS INC.	1994.0
10	8	HENSEL PHELPS	1790.2
11	11	FLATIRON CONSTRUCTION	1478.0
12	13	FLUOR	1229.2
13	12	CLARK GROUP	1167.7
14	15	OHL USA INC.	1035.5
15	**	ALLAN MYERS	1003.6
16	14	THE TURNER CORP.	992.7
17	17	EUROVIA USA (FKA THE HUBBARD GROUP INC.)	992.4
18	16	LANE INDUSTRIES INC.	953.4
19	**	HERZOG	914.5
20	**	CONSTRUCTION PARTNERS	910.7

2		POWER	
RANK		Top 20 Revenue: \$19.7 Billion	REVENUE
2022		Top 20 Market Share: 82.6%	IN \$ MIL.
2022	2021		
1	1	BECHTEL	3305.0
2	2	KIEWIT CORP.	2034.8
3	3	MORTENSON	1649.9
4	4	INFRASTRUCTURE AND ENERGY ALTERNATIVES INC.	1576.7
5	5	SWINERTON	1289.8
6	8	BLACK & VEATCH	1252.3
7	6	DAY & ZIMMERMANN	1035.3
8	7	MICHEL'S CORP.	1003.2
9	12	MCCARTHY HOLDINGS INC.	985.7
10	9	BURNS & MCDONNELL	881.4
11	10	MOSS	801.4
12	18	PCL CONSTRUCTION	696.5
13	11	JINGOLI - DCO	459.8
14	15	ELECTRICAL CONSULTANTS INC.	437.1
15	13	UNITED ENGINEERS & CONSTRUCTORS INC.	434.0
16	17	BARTON MALOW HOLDINGS LLC	419.6
17	19	FERREIRA CONSTRUCTION CO. INC.	406.0
18	20	WOOD	362.7
19	**	GEMMA POWER SYSTEMS	344.0
20	**	ALLIED POWER	336.1

3		INDUSTRIAL	
RANK		Top 20 Revenue: \$18.2 Billion	REVENUE
2022		Top 20 Market Share: 73.5%	IN \$ MIL.
2022	2021		
1	2	BECHTEL	4265.0
2	1	FLUOR	2443.2
3	3	DPR CONSTRUCTION	1794.3
4	8	GRAY CONSTRUCTION	1092.8
5	6	HASKELL	928.0
6	4	CRB	775.1
7	5	ALBERICI-FLINTCO	647.7
8	14	IPS-INTEGRATED PROJECT SERVICES LLC	619.3
9	12	THE TURNER CORP.	571.2
10	15	GILBANE BUILDING CO.	565.3
11	9	STELLAR	558.2
12	**	BURNS & MCDONNELL	557.6
13	**	THE WHITING-TURNER CONTRACTING CO.	494.6
14	**	WIELAND	456.5
15	10	DENNIS GROUP	442.9
16	11	THE YATES COS. INC.	425.9
17	20	CLAYCO	417.0
18	**	STO BUILDING GROUP INC.	400.0
19	13	CR MEYER	390.7
20	**	BILFINGER NORTH AMERICA INC.	379.7

LISTS MAY INCLUDE FIRMS WHO DO NOT APPEAR ON THE TOP 400.

all these variables will be key for a successful 2023.”

With backlogs backing into 2023-24 for some firms, contractors are also weighing how their work loads will be affected by projects tied to IIJA funding, with pricing pressures expected to increase with demand for building materials.

Jordan Foster Construction vice president Ash Kamath reports already seeing public infrastructure work causing upward price pressure due to supply and demand issues. “The added demand on the public infrastructure side has caused price increases in concrete, reinforcing steel and other products,” he says.

Even for firms that don't perform public infrastructure work, an influx of infrastructure projects could make competition for available craftworkers that much more difficult. Although the Opus Group does not anticipate IIJA funding significantly or directly influencing the company's current workflow, the company is shoring up its relationships with subcontractors to anticipate its labor needs as demand increases.

“Opus has always viewed our subcontractors as partners, but the current climate has enhanced that view and demonstrated the value of trusted relationships,” says Becker. “We are partnering in ways we

haven't contemplated before, as we understand more deeply that the last 0.5% of a subcontractor's fee is not our biggest risk. There's much more at play today, largely driven by the ability to deliver projects on time.”

Managing the industry's currently strained labor and material resources will mean firms must collaborate more with owners, manufacturers, subcontractors and in some cases, other contracting firms, about early procurement for materials, and recruit labor from more diverse talent pools, Top 400 contractors say.

The multibillion-dollar expansion and upgrade of



“The added demand on the public infrastructure side has caused price increases in concrete, reinforcing steel and other products.”

Ash Kamath, Vice President,
Jordan Foster Construction

The Top 20 Contractors by Sector

4		PETROLEUM	
RANK		Top 20 Revenue: \$18.0 Billion Top 20 Market Share: 96.9%	REVENUE IN \$ MIL.
2022	2021		
1	2	KIEWIT CORP.	2951.0
2	1	FLUOR	2743.8
3	3	TURNER INDUSTRIES GROUP LLC	2269.0
4	4	BECHTEL	2022.0
5	9	ZACHRY GROUP	1926.5
6	5	MICHEL'S CORP.	1916.2
7	6	S&B ENGINEERS AND CONSTRUCTORS LTD.	920.6
8	7	WORLEY	573.7
9	16	APTIM	480.4
10	12	MATRIX SERVICE CO.	432.3
11	15	BURNS & MCDONNELL	314.6
12	8	WOOD	273.4
13	17	PCL CONSTRUCTION	259.4
14	14	CAJUN INDUSTRIES HOLDINGS LLC	236.2
15	18	AUSTIN INDUSTRIES	185.7
16	**	THE CIANBRO COS.	132.0
17	19	ASRC INDUSTRIAL SERVICES	116.0
18	**	BOH BROS. CONSTRUCTION CO. LLC	87.0
19	**	TEICHERT CONSTRUCTION	84.9
20	**	ORION GROUP HOLDINGS INC.	79.6

5		TELECOMMUNICATIONS	
RANK		Top 20 Revenue: \$17.3 Billion Top 20 Market Share: 92.2%	REVENUE IN \$ MIL.
2022	2021		
1	1	HOLDER CONSTRUCTION	3575.0
2	4	THE TURNER CORP.	2116.3
3	3	DPR CONSTRUCTION	1859.1
4	5	HITT CONTRACTING INC.	1788.1
5	7	FORTIS CONSTRUCTION INC.	1256.0
6	9	MORTENSON	1096.6
7	2	THE WHITING-TURNER CONTRACTING CO.	839.4
8	12	CLAYCO	612.0
9	10	STO BUILDING GROUP INC.	579.0
10	11	JE DUNN CONSTRUCTION GROUP	566.8
11	13	CLUNE CONSTRUCTION	550.0
12	8	BLACK & VEATCH	526.0
13	18	BRASFIELD & GORRIE LLC	322.8
14	14	WALBRIDGE	314.3
15	16	THE WEITZ CO. & AFFILIATES	253.9
16	6	FLUOR	229.4
17	**	AECOM	228.9
18	17	GRAY CONSTRUCTION	226.6
19	19	BECHTEL	199.0
20	20	HENSEL PHELPS	189.0

6		HAZARDOUS WASTE	
RANK		Top 20 Revenue: \$3.7 Billion Top 20 Market Share: 104.6%	REVENUE IN \$ MIL.
2022	2021		
1	1	FLUOR	1217.8
2	2	BECHTEL	1071.0
3	4	SEVENSON ENVIRONMENTAL SERVICES INC.	304.4
4	3	APTIM	301.1
5	**	J.F. BRENNAN CO. INC.	140.0
6	**	ASRC INDUSTRIAL SERVICES	116.0
7	**	RAMBOLL	72.3
8	9	ECC	69.7
9	12	WILLIAMS INDUSTRIAL SERVICES GROUP INC.	66.5
10	17	GOODFELLOW BROS.	57.3
11	**	ENGINEERING/REMEDIATION RESOURCE GROUP INC.	41.5
12	7	EA ENGINEERING SCIENCE AND TECH. INC.	40.0
13	15	JINGOLI - DCO	39.4
14	13	TURNER INDUSTRIES GROUP LLC	30.5
15	8	CDM SMITH	25.6
16	10	BURNS & MCDONNELL	21.9
17	11	GILBANE BUILDING CO.	15.6
18	19	HALEY & ALDRICH INC.	14.2
19	20	GZA	8.5
20	**	CADDELL CONSTRUCTION CO. (DE) LLC	5.2

LISTS MAY INCLUDE FIRMS WHO DO NOT APPEAR ON THE TOP 400 AND CAN PUSH SECTOR MARKET SHARE PERCENTAGE OVER.

Terminal 8 at John F. Kennedy International Airport in Queens, N.Y., spurred owner American Airlines and key contractor Holt Construction to customize a program of extended outreach to boost involvement of businesses owned by minorities and women, and local firms. It included mentoring for firms that did not pass prequalification hurdles to improve their future options, says Alexandria Perotti, a Holt director.

The diversity efforts went well beyond what is often perfunctory, where “you put up a flyer,” says Oby Chiapa, operations manager with Group PMX, which assisted in the effort.

The process engaged more than 200 new firms, 125 subcontracts issued and 225 mentoring sessions offered to 5,500 attendees over two years, with subcontracting goals exceeded, says Asmita Gharat, American Airlines project manager.

COVID-19 only accelerated the industry’s need to think outside the box when it comes to solving labor and supply chain issues, says Richard Kennedy, president and CEO, Skanska USA. Now is a good time for firms to engage owners on innovative, long-term solutions that address “ESG goals, DEI, compliance and responsible supply chain management,” he says.

“It’s safe to say our society and industry has seen its fair share of disruption the last few years,” says Kennedy. “Empowering our people to solve problems collaboratively and creatively helped us meet challenges head on.”

Help Wanted: the Not-So-Great Resignation

As Gilbane manages its record backlog of projects, President and CEO Tom Laird says that the company is being very thoughtful about how it can grow at a sustainable pace in light of the industry’s labor needs.

“We see people resources constrained across the



“It’s safe to say our society and industry has seen its fair share of disruption the last few years.”

Richard Kennedy, president and CEO, Skanska USA

industry whether that be our subcontractors, design partners and even for some of our clients,” says Laird. As a privately held company, Gilbane is able to be “very deliberate and strategic in our approach in order to deliver on our commitments,” he adds.

Contractors have had their help wanted signs turned on for years, but now an aging workforce, growing project backlogs, COVID-19 and what some have taken to calling the Great Resignation are bombarding contractors with labor demands on all sides.

A Pew Research Center survey released March 9 found that low pay, a lack of opportunities for advancement and feeling disrespected in their workplace were among the top reasons why Americans quit their jobs

last year. According to their research methods, the analysis was based on 6,627 non-retired U.S. adults, including 965 who said they left a job by choice last year. Of those who quit and are now employed elsewhere, the survey found that they were more likely than not to say their current job has “better pay, more opportunities for advancement and more work-life balance and flexibility.”

According to the U.S. Bureau of Labor Statistics, the country’s resignation rate reached a 20-year high in November.

“The unemployment rate for jobseekers with construction experience in April was 4.6%, the lowest for April in the 23-year history of the series,” explains Ken

Bioenergy | By Jonathan Keller

PC Construction (**No. 284**) is part of the design-build team on the \$271-million Piscataway Water Resource Recovery Facility Bio-Energy Project in Accokeek, Md. The plant will reduce waste biosolids generated at five existing wastewater treatment facilities by turning them into Class A biosolids, suitable for sale as fertilizer. The methane gas generated by the process will also be used to help power the plant, with biosolids broken down in these two 1.5-million-gallon anaerobic digesters. The facility is expected to reduce greenhouse gas emissions by 15% for client WSSCWater, while cutting operating costs by \$3 million per year. ■

The Top 400 Dialogue

TOP 400 CONTRACTORS // TOP 400 CONTRACTORS // TOP 400 CONTRACTORS // TOP 400 CONTRACTORS // TOP 400 CONTRACTORS // TOP 400 CONTRACTORS // TOP 400 CONTRACTORS

What would you say has been the No. 1 request from owners under current market conditions?

#253
on the
Top 400 List



TOM BECKER, PRESIDENT, CEO
OPUS DESIGN BUILD
Minnetonka, Minn.

The industry is struggling with supply and pricing volatility that no one has ever seen before. Contractors are unable to predict and control what is unpredictable and uncontrollable. This presents new challenges for balancing the fee earned versus risk assessed ratio.

#146
on the
Top 400 List



ED LORENZ, MANAGING DIRECTOR
WIELAND
Lansing, Mich.

We continue to see demands for accurate preconstruction and budgeting services and reliable material prices and lead times. This is a volatile time for commodity prices and material availability. Lead times for some items have doubled or tripled.

Where has your firm seen the most success in recruiting and retaining skilled labor?

#21
on the
Top 400 List



ERIC FOSTER, CEO
SWINERTON
Concord, Calif.

As a general contractor who self-performs much of our work, Swinerton recognizes our craftworkers as one of our greatest assets. We have a department in every office dedicated to recruiting, onboarding, training and career development for our self-perform workforce.

#24
on the
Top 400 List



JIM SEXTON, VP, PROJECT & FIELD OPS
BRASFIELD & GORRIE LLC
Birmingham, Ala.

We've worked hard on our recruiting efforts for assistant field managers to build a solid pipeline for future field leadership. We are also strategically working with trade schools and high schools to develop the workforce. Diversity and inclusion has also been a focus.

The Top 100 Contractors by New Contracts

RANK 2022		NEW CONTRACTS IN \$ MIL.
1	THE TURNER CORP.	16203.00
2	STO BUILDING GROUP INC.	11032.00
3	THE WHITING-TURNER CONTRACTING CO.	10000.00
4	DPR CONSTRUCTION	9813.52
5	FLUOR	8752.50
6	PCL CONSTRUCTION	8581.94
7	SWINERTON	7370.60
8	GILBANE BUILDING CO.	6941.42
9	CLARK GROUP	6742.40
10	MCCARTHY HOLDINGS INC.	6437.74
11	SKANSKA USA	6284.10
12	ARCO CONSTRUCTION COS.	6058.80
13	JE DUNN CONSTRUCTION GROUP	6012.79
14	HOLDER CONSTRUCTION	5764.00
15	AUSTIN INDUSTRIES	5741.20
16	CLAYCO	5700.00
17	BRASFIELD & GORRIE LLC	5405.18
18	HENSEL PHELPS	5300.28
19	HOFFMAN CONSTRUCTION	5200.00
20	BECHTEL	4832.00
21	MICHELS CORP.	4755.00
22	BALFOUR BEATTY US	4742.50
23	TUTOR PERINI CORP.	4531.70
24	AECOM	4354.94
25	THE WALSH GROUP	4314.83
26	MORTENSON	4218.43
27	ASRC INDUSTRIAL SERVICES	3950.00
28	RYAN COS. US INC.	3850.00
29	TRUEBECK CONSTRUCTION	3535.70
30	BURNS & MCDONNELL	3435.00
31	BARTON MALOW HOLDINGS LLC	3414.95
32	HITT CONTRACTING INC.	3352.05
33	ALBERICI-FLINTCO	3203.26
34	ZACHRY GROUP	3021.81
35	CONSIGLI CONSTRUCTION CO. INC.	2938.00

RANK 2022		NEW CONTRACTS IN \$ MIL.
36	INFRASTRUCTURE AND ENERGY ALTERNATIVES INC.	2925.00
37	BARNHILL CONTRACTING CO.	2877.03
38	KIEWIT CORP.	2717.67
39	GRAY CONSTRUCTION	2716.74
40	MOSS	2602.65
41	THE YATES COS. INC.	2592.80
42	BUILD GROUP	2488.00
43	THE CONLAN COMPANY	2479.80
44	WALBRIDGE	2473.61
45	FERROVIAL US CONSTRUCTION CORP.	2280.31
46	GRANITE CONSTRUCTION INC.	2241.12
47	BLACK & VEATCH	2158.82
48	BIG-D CONSTRUCTION	2141.00
49	FCL BUILDERS LLC	2100.00
50	EVANS GENERAL CONTRACTORS	2100.00
51	THE MCSHANE COS.	1988.38
52	MANHATTAN CONSTRUCTION GROUP	1944.71
53	SUNDT CONSTRUCTION INC.	1917.17
54	HASKELL	1881.70
55	ALSTON CONSTRUCTION	1860.00
56	ROBINS & MORTON	1850.00
57	HANOVER CO.	1790.00
58	CHOATE CONSTRUCTION CO.	1762.71
59	THE CIAMBRO COS.	1641.00
60	OKLAND CORP.	1630.00
61	SUFFOLK CONSTRUCTION CO. INC.	1617.17
62	HUNTER ROBERTS CONSTRUCTION GROUP LLC	1600.00
63	MESSER CONSTRUCTION CO.	1592.00
64	THE WEITZ CO. & AFFILIATES	1583.58
65	LENDLEASE	1537.40
66	ROGERS-O'BRIEN CONSTRUCTION	1530.80
67	THE KOKOSING GROUP OF COS.	1496.36
68	CLUNE CONSTRUCTION	1417.00
69	COLAS INC.	1384.00
70	SOUTHLAND HOLDINGS LLC	1380.00

RANK 2022		NEW CONTRACTS IN \$ MIL.
71	CLANCY & THEYS CONSTRUCTION	1372.63
72	PEPPER CONSTRUCTION	1367.87
73	DRAGADOS	1354.55
74	HATHAWAY DINWIDDIE CONSTRUCTION CO.	1350.00
75	THE RUDOLPH LIBBE COS. INC.	1338.00
76	HAWAIIAN DREDGING CONSTRUCTION CO. INC.	1308.00
77	SHAWMUT DESIGN AND CONSTRUCTION	1279.20
78	FLATIRON CONSTRUCTION	1226.25
79	C.W. DRIVER COS.	1204.25
80	ALLAN MYERS	1199.12
81	OHL USA INC.	1184.00
82	WEBCOR	1169.00
83	DENNIS GROUP	1136.44
84	THE PIKE COS. LTD.	1108.00
85	THE CHRISTMAN CO.	1100.00
86	E.E. REED CONSTRUCTION LP	1089.00
87	AMES CONSTRUCTION INC.	1073.00
88	GARNEY HOLDING CO.	1052.00
89	KPRS CONSTRUCTION	1050.00
90	APTIM	1047.00
91	JINGOLI - DCO	1019.50
92	PJ DICK - TRUMBULL - LINDY PAVING	1018.40
93	KAST CONSTRUCTION CO. LLC	1018.38
94	LEVEL 10 CONSTRUCTION	1007.00
95	ADOLFSON & PETERSON CONSTRUCTION	1003.52
96	IOVINO ENTERPRISES	1000.50
97	J.T. MAGEN & CO. INC.	999.40
98	CATAMOUNT CONSTRUCTORS INC.	990.20
99	LEASE CRUTCHER LEWIS	957.00
100	GRAYCOR	952.00

Simonson, chief economist for the Associated General Contractors (AGC) of America. According to Simonson's research using numbers from the Bureau of Labor Statistics, Current Population Survey and Job Openings and Labor Turnover Survey, there were 415,000 job openings in construction at the end of March, "the highest for March in the 22-year history of that series," he says.

These figures reflect that the industry is still eager to hire but there just aren't enough experienced construction workers available, Simonson explains.

"Allowing foreign-born workers to fill openings would relieve some of the immediate shortfall," he

On the Web

For expanded content on the ENR Top Lists, see [ENR.com/toplists](https://enr.com/toplists).

says. On May 6, the AGC sent a formal request urging Washington lawmakers to "address both short- and long-term worker shortages with expanded permits for foreign-born workers and support for career training and education to enable more workers to acquire the skills for high-paying construction careers."

Investing more in well-designed career and technical education (CTE) will create more opportunities for students and workers who want to change careers and learn the skills needed for construction careers," says Simonson. It will also give companies the chance to create a better succession plan for their retiring workforce.

The Top 50 Contractors Working Abroad

RANK 2022		REVENUE IN \$ MIL.	RANK 2022		REVENUE IN \$ MIL.	RANK 2022		REVENUE IN \$ MIL.
1	FLUOR	5534.69	18	CBRE	256.60	35	THE BECK GROUP	74.53
2	BECHTEL	4879.00	19	GILBANE BUILDING CO.	254.51	36	PERNIX GROUP INC.	73.43
3	PCL CONSTRUCTION	3594.97	20	APTIM	244.70	37	BARTON MALOW HOLDINGS LLC	70.15
4	KIEWIT CORP.	1753.02	21	RAILWORKS	227.80	38	GRANITE CONSTRUCTION INC.	64.00
5	DRAGADOS	844.00	22	PARSONS CORP.	171.15	39	HERZOG	58.70
6	THE TURNER CORP.	774.57	23	MWH	161.70	40	BARNARD CONSTRUCTION CO. INC.	57.74
7	BL HARBERT INTERNATIONAL	755.00	24	HASKELL	159.18	41	MATRIX SERVICE CO.	56.86
8	ALBERICI-FLINTCO	626.29	25	SOUTHLAND HOLDINGS LLC	159.00	42	CDM SMITH	50.20
9	STO BUILDING GROUP INC.	619.00	26	FLATIRON CONSTRUCTION	145.71	43	COMMERCIAL CONTRACTING CORP.	49.00
10	DPR CONSTRUCTION	412.36	27	GRAY CONSTRUCTION	139.29	44	DAY & ZIMMERMANN	40.60
11	TUTOR PERINI CORP.	374.10	28	BURNS & MCDONNELL	118.45	45	TRAYLOR CONSTRUCTION GROUP INC.	36.87
12	HOFFMAN CONSTRUCTION	371.00	29	UNITED ENGINEERS & CONSTRUCTORS INC.	116.60	46	WILLIAMS INDUSTRIAL SERVICES GROUP INC.	36.20
13	CADDELL CONSTRUCTION CO. (DE) LLC	353.50	30	THE WEITZ CO. & AFFILIATES	93.23	47	CHINA CONSTR. AMERICA/PLAZA CONSTR.	33.50
14	FORTIS CONSTRUCTION INC.	346.00	31	THE WALSH GROUP	89.61	48	DENNIS GROUP	27.10
15	MICHEL'S CORP.	326.70	32	WEEKS MARINE INC.	88.74	49	RONCELLI INC.	26.00
16	WALBRIDGE	319.58	33	WOOD	81.56	50	AECOM	20.60
17	BLACK & VEATCH	315.02	34	ECC	79.80			

FIRMS ARE RANKED BY INTERNATIONAL REVENUE.

At Lease Crutcher Lewis, labor productivity has become a pressing issue across the company's entire footprint," says CEO Bart Ricketts. Citing aging craftworkers, labor disruptions such as the Seattle-area concrete Teamsters strike in March, remote work preferences and ongoing lean initiatives to improve field productivity, he sees firms tested on a wider array of variables than at any other time in his more than 30-year career.

"For the AEC industry, those that can quickly adapt to these changes—many of them permanent—will be the winners," says Ricketts.

PENTA Building Group has evolved its approach to focus on cultivating the strengths of its current staff and labor partners, says president and CEO John Cannito.

"The ability to grow and support them is the foun-

ation that allows PENTA to exceed our clients' expectations," he says. "Flexibility and compassion is what our people have needed most over the past few years, and that has led to our biggest success."

Cannito credits creatively leveraging technology, employee benefits and "an employee-focused culture to give our people the tools they need to balance a demanding work environment" for the company's ability to avoid being bogged down by labor.

Other firms say that they have begun treating their subcontractors more like employees.

"All GCs are pulling from the same pool of candidates to fill essential roles in the field," says Steve Whitworth, president of Kitchell Contractors Inc. "We've been very fortunate to maintain strong ties with our subcontractors, and we rely on those relationships to help us develop realistic timetables and estimates."

But, he says, "our trade partners are stretched thin, and for the most part the large builders are pulling from the same pool. For this reason, we're relying more on prefabrication than we have in the past."

For firms that have experienced exponential growth in a short amount of time, getting bigger projects can be a blessing and a curse during this time of increased competition for labor.

Wieland, rising to No. 146 on this year's list, from No. 340 last year, marked the largest jump of any firm on the Top 400 list, an increase largely due to a



"Flexibility and compassion are what our people needed most over the past few years, and that has led to our biggest success."

John Cannito, CEO, PENTA Building Group

factory expansion job for Graphic Packaging International in Kalamazoo, Mich.

The company says it has experienced exceptional growth in the pulp and paper industry, including the construction of new mills for paper and packaging manufacturing plants, as well as corrugating and box facilities.

“We believe this is likely related to COVID-19, since shipping and packaging experienced phenomenal growth from spring 2020 to present,” says Ed Lorenz, managing director, explaining that the company has also made a deliberate shift to find more industrial work.

“Both moves have resulted in more work of the type we are best at,” says Lorenz. For that reason, talent acquisition will likely continue to be the company’s major challenge this year.

“The industry is still recovering from the Great Resignation, and we need to continue to attract young talent to our industry,” Lorenz adds. “We make it a point to visit our current and potential subcontractors in person emphasizing their value to our success. We do what we call a ‘sub-crawl’ and visit potential subcontractor partners for future projects well ahead of bidding to allow us to build a relationship in advance.”

Lorenz adds that the company has always considered subcontractors “valued partners as opposed to just a contract relationship.

“Accordingly, we have spent a lot of time vetting subs in new markets, visiting them at their offices and finding out what makes them tick,” he says. “It is very critical for us to understand their challenges, their financial situation and their manpower.”

Higher Revenue Numbers

A majority of Top 400 firms reported strong revenue last year. Of the firms that filed a survey both this year and last, 57% reported higher revenue in 2021.

Domestic revenue rose 1.54% to \$395.3 billion in 2021 from \$389.3 billion in 2020, while international revenue stayed virtually flat. Of the 327 reporting firms, 316 say they showed a domestic profit last year.

The median profit margin was 3.8%. Median international revenue also increased significantly, up to \$56.86 million from \$32.95 million last year. That is the highest median international revenue since the 2017 Top 400.

Firms that landed at the bottom of the Top 400 list did the best when comparing by rank. Eighty-nine of the firms ranked between Nos. 301 and 400 on the current list had higher revenue this year than

Workforce | Johanna Knapschaefer and Debra K. Rubin

Firms Extend ACE Student Links



The ACE Mentor program is rallying AEC firm support for a new effort to ensure more underrepresented engineering and construction students earn college degrees and start industry careers. University data show just 10% earned degrees, on average, with just 50% doing so at some universities in best-case scenarios.

Begun in January, the ACE Transformative Partners Task Force seeks to extend industry support, mentoring and internships to underrepresented college students “who comprise almost 70% of our scholarship recipients,” says Tom Laird, CEO of Gilbane Building Co., one of nine founding firms. They also include contractors Hensel Phelps, Barton Malow, Haskell and Mortenson, and engineers Stantec, Langan, HNTB and Terracon. Turner Construction and DPR also have joined, with all firms working initially with about 65 students.

About 70% of ACE participants are students of color and 40% are women, says Mortenson CEO Dan Johnson. People of color now make up less than 10% of construction sector employees, and women less than 16.5%, he says. “Clearly there’s an opportunity in an industry now desperate for more people. The easiest way ... is to dial up the percentages of people who have been excluded,” Johnson says.

“We felt we had connected with students in high school, but there was disconnect once they left,” says Steven Charney, chair of construction law firm Peckar & Abramson and task force co-chair, with Hensel Phelps CEO Mike Choutka. He points to student struggles with courses

such as calculus and no support system to help them “stick with it ... so they feel defeated and leave.” The ACE college link will make use of the group’s 70-chapter network but “organize that connection in a richer way,” says Charney, noting more intense tutoring and summer prep programs. Mortenson has hired 44 ACE Mentor graduates since 2018, the firm says, with projections for 23 this year.

High school senior Kenzley Adams changed her plan for an interior design major to pursuing a building design and construction BS degree when she starts this fall at Weber State University in Utah, crediting her ACE experience and a Hensel Phelps internship that included a rec center design project and an onsite tour of the firm’s 688,000-sq-ft Salt Lake City hotel set to open in October (above). Adams was impressed with seeing tradeswomen on the project, having access to women and other firm field professionals and the potential for more work experience.

Gilbane and Suffolk also are among funders of a separate pre-college STEM program in Boston to provide more Black and Latino students access to industry jobs, says Sarah Cherry Rice, executive director of Digital Ready, its nonprofit firm sponsor. She says only 47% of Black and 40% of Latino city public school students attend college after high school. Vocational education student and Haiti native Elinald Desroches, 18, graduates from Digital Ready classes in June, aiming to become an architect. “I would not have chosen architecture if this program were not available,” he says. ■

The Top 50 Domestic Heavy Contractors

RANK 2022		REVENUE IN \$ MIL.	% OF TOTAL REVENUE			
			TRANSPORTATION	SEWER	HAZARDOUS WASTE	WATER
1	KIEWIT CORP.	4,007.7	34	4	0	6
2	THE WALSH GROUP	3,855.7	61	7	0	6
3	TUTOR PERINI CORP.	3,043.6	55	0	0	0
4	GRANITE CONSTRUCTION INC.	2,749.1	66	8	0	7
5	SKANSKA USA	2,552.1	40	0	0	0
6	FERROVIAL US CONSTRUCTION CORP.	2,348.3	92	0	0	4
7	FLUOR	2,320.6	34	0	37	0
8	COLAS INC.	1,994.0	100	0	0	0
9	DRAGADOS	1,967.0	83	2	0	11
10	HENSEL PHELPS	1,859.3	32	1	0	0
11	FLATIRON CONSTRUCTION	1,628.5	91	5	0	4
12	LANE INDUSTRIES INC.	1,262.5	76	14	0	10
13	CLARK GROUP	1,242.0	19	1	0	0
14	ALLAN MYERS	1,157.7	87	9	0	4
15	OHL USA INC.	1,148.5	87	2	0	8
16	THE KOKOSING GROUP OF COS.	1,091.8	51	9	0	5
17	BECHTEL	1,066.0	0	0	13	0
18	GARNEY HOLDING CO.	1,051.0	0	41	0	59
19	SOUTHLAND HOLDINGS LLC	1,015.0	63	22	0	5
20	EUROVIA USA (FKA THE HUBBARD GROUP INC.)	992.4	100	0	0	0
21	THE TURNER CORP.	983.8	7	0	0	0
22	CONSTRUCTION PARTNERS	910.7	100	0	0	0
23	BALFOUR BEATTY US	901.7	16	2	0	1
24	AUSTIN INDUSTRIES	900.3	32	0	0	0
25	AMES CONSTRUCTION INC.	863.0	66	1	0	5
26	HERZOG	855.8	100	0	0	0
27	SHIMMICK	803.7	49	5	0	41
28	TEICHERT CONSTRUCTION	799.2	66	1	0	9
29	STERLING CONSTRUCTION CO. INC.	796.0	47	0	0	4
30	WEEKS MARINE INC.	736.8	90	5	0	0
31	GREAT LAKES DREDGE & DOCK CO.	719.6	100	0	0	0
32	STACY AND WITBECK INC.	719.1	100	0	0	0
33	HOLDER CONSTRUCTION	667.0	14	0	0	0
34	RAILWORKS	654.9	94	0	0	0
35	WILLIAMS BROTHERS CONSTRUCTION CO. INC.	576.4	100	0	0	0
36	LAS VEGAS PAVING CORP.	540.0	100	0	0	0
37	P.J. DICK - TRUMBULL - LINDY PAVING	529.2	58	0	0	0
38	ZACHRY CONSTRUCTION CORP.	506.7	92	0	0	4
39	SUNDT CONSTRUCTION INC.	500.7	16	19	0	1
40	F.H. PASCHEN	491.5	64	2	0	2
41	PCL CONSTRUCTION	480.1	8	1	0	10
42	SUPERIOR CONSTRUCTION HOLDING CO. INC.	475.5	96	0	0	0
43	MICHEL'S CORP.	473.6	11	2	0	2
44	MCCARTHY HOLDINGS INC.	467.4	6	4	0	0
45	THE MIDDLESEX CORP.	455.1	96	0	0	0
46	BARNARD CONSTRUCTION CO. INC.	435.6	45	12	0	14
47	TRAYLOR CONSTRUCTION GROUP INC.	434.4	61	3	0	12
48	INFRASTRUCTURE AND ENERGY ALTERNATIVES INC.	429.5	21	0	0	0
49	APTIM	428.2	11	5	38	0
50	MWH	413.9	0	65	0	30

FIRMS ARE RANKED BY THE TOTAL REVENUE FROM DOMESTIC MARKETS THAT INVOLVE PRIMARILY EARTHMOVING AND RELATED SKILLS, AND ARE PRIMARILY PUBLICLY FUNDED.

the equivalently ranked firms from last year's list. The median increase in revenue was 3.1%.

The medium- to long-term outlook appears bright for most firms. The Top 400 reported \$425.5 billion in new contracts for 2021, up 20.7% from last year's \$352.4 billion. The median new contract total is \$504.51 million. That's a 14.8% increase over last year's number. International new contracts are up even more, at 22%.

But, firms also reported large projects being stalled or canceled due to costs. According to AGC, tariffs on building materials have been another catalyst for rising costs that are out of firms' control.

"President Trump imposed tariffs of 25% on steel, 10% on aluminum and tariffs on thousands of products from China," explains Simonson.

The Biden administration reached separate agreements with the EU, U.K. and Japan to suspend tariffs on steel produced in those countries up to a limit based on pre-2020 import levels, he points out. But the administration left tariffs in other places, and is considering higher levies on solar panel components and on Canadian softwood lumber.

The administration has also greatly expanded Buy America provisions "that will drive up the cost or limit the availability of many construction inputs," says Simonson. "In short, the Biden administration can and should do much more to lower artificially high materials costs. Their failure to do so is imperiling their intended increases in infrastructure and affordable housing."

Median firm revenue actually fell 1.9% to \$492.4 million this year from \$501.9 million last year. Hardest hit were those firms that reported between \$300 million and \$600 million in revenue last year. When comparing that segment to the equivalently ranked firms on last year's list, 66% had less revenue. On average, revenue for those firms is 7.1% lower than their 2021 counterparts. Worley, Barnard and Wood reported the sharpest decrease in revenue on this year's list.

Looking at markets, petroleum continues to shrink, down 22.4% from last year. The \$18.6-billion reading from this year's list is the lowest total for petroleum since the 2006 Top 400. The industrial process and telecommunications markets have grown the most, up 18.6% and 17.3%, respectively, from last year's results.

Although most IJA-financed projects are not expected to hit the market until next year, AECOM President Lara Poloni explains that the company has seen an "increasing appetite for public infrastructure work."

The Top 50 in Domestic Building/Mfg. Revenue

RANK 2022	RANK 2021		REVENUE IN \$ MIL.
1	1	THE TURNER CORP.	9,843.54
2	2	STO BUILDING GROUP INC.	7,945.00
3	3	THE WHITING-TURNER CONTRACTING CO.	6,751.83
4	4	AECOM	5,680.14
5	5	GILBANE BUILDING CO.	5,151.60
6	6	CLARK GROUP	4,998.54
7	16	JE DUNN CONSTRUCTION GROUP	3,974.99
8	18	CLAYCO	3,955.00
9	10	SUFFOLK CONSTRUCTION CO. INC.	3,818.28
10	14	RYAN COS. US INC.	3,808.00
11	7	BALFOUR BEATTY US	3,774.42
12	19	ARCO CONSTRUCTION COS.	3,734.60
13	11	DPR CONSTRUCTION	3,653.35
14	8	HENSEL PHELPS	3,430.22
15	12	BRASFIELD & GORRIE LLC	3,419.00
16	15	SKANSKA USA	3,278.25
17	9	SWINERTON	2,975.60

RANK 2022	RANK 2021		REVENUE IN \$ MIL.
18	27	BARTON MALOW HOLDINGS LLC	2,762.18
19	13	MCCARTHY HOLDINGS INC.	2,616.73
20	17	TUTOR PERINI CORP.	2,521.00
21	29	CONSIGLI CONSTRUCTION CO. INC.	2,215.00
22	30	THE YATES COS. INC.	2,096.60
23	33	ALSTON CONSTRUCTION	2,044.00
24	26	THE CONLAN COMPANY	1,915.40
25	22	MORTENSON	1,877.45
26	24	DEVCON CONSTRUCTION INC.	1,850.00
27	28	PCL CONSTRUCTION	1,711.26
28	**	AUSTIN INDUSTRIES	1,573.25
29	25	HATHAWAY DINWIDDIE CONSTRUCTION	1,565.59
30	35	OKLAND CORP.	1,559.70
31	36	HITT CONTRACTING INC.	1,557.04
32	23	LENLEASE	1,526.40
33	**	BIG-D CONSTRUCTION	1,515.00
34	38	WALBRIDGE	1,483.26

RANK 2022	RANK 2021		REVENUE IN \$ MIL.
35	34	ALBERICI-FLINTCO	1,447.21
36	31	HARVEY I HARVEY-CLEARY	1,440.00
37	**	GRAY CONSTRUCTION	1,397.39
38	**	FCL BUILDERS LLC	1,350.00
39	46	ROBINS & MORTON	1,341.84
40	41	PEPPER CONSTRUCTION	1,323.07
41	32	THE WALSH GROUP	1,276.02
42	43	CROSSLAND CONSTRUCTION CO. INC.	1,252.43
43	42	SHAWMUT DESIGN AND CONSTRUCTION	1,236.75
44	39	J.T. MAGEN & CO. INC.	1,228.00
45	45	CORE CONSTRUCTION GROUP	1,218.46
46	50	CHOATE CONSTRUCTION CO.	1,185.73
47	**	E.E. REED CONSTRUCTION LP	1,157.00
48	21	HOFFMAN CONSTRUCTION	1,131.00
49	44	ADOLFSON & PETERSON CONSTRUCTION	1,110.36
50	40	THE MCSHANE COS.	1,107.87

FIRMS ARE RANKED BY TOTAL REVENUE FROM DOMESTIC GENERAL BUILDING AND MANUFACTURING.

“So, rather than funding from the Infrastructure Investment and Jobs Act changing our work, we see it helping accelerate AECOM’s evolution into an industry leader in ESG, as we partner with clients to deliver the nation’s roads, bridges, tunnels, airports and other assets with a focus on ‘whole of life’ infrastructure thinking,” she says.

In 2020, AECOM announced that it would sell its civil construction business to affiliates of Oroco Capital, to focus efforts on its higher-margin and lower-risk professional services businesses.

“The Infrastructure Investment and Jobs Act represents a generational investment in U.S. infrastructure, and there is great opportunity for AECOM to contribute to this ‘infrastructure renaissance,’ says Poloni.

Industry-wide collaboration, relationship building and big-picture planning all play a role in how the industry transitions to its post-pandemic period, according to the Top 400 contractors.

“I often say you cannot manage what you cannot measure,” says John Fish, CEO and chairman of Suffolk. “We believe the most effective way to improve our project management processes on a continual basis is to collect and evaluate data to measure how we are progressing now, and compare it against our goals for the future.”

More control over the entire building lifecycle “will redefine what it means to be a builder and will result in more predictability and higher performance for our clients,” says Fish, who adds that this also applies to the overall construction industry. ■

How to Read the Tables

Companies are ranked by construction revenue in 2021 in (\$ millions). Those with subsidiaries (†) are listed by company rank, which may be found on the ENR website at www.ENR.com. Firms not ranked last year are designated as **. Some markets may not add up to 100% due to omission of the “other” miscellaneous market category. NA = “not available.”

Figures include prime construction contracts, shares of joint ventures, subcontracts, the construction portion of design-construct contracts and construction management-at-risk contracts when the firm’s risks are similar to those of a general contractor. Figures also include the value of installed equipment when a firm has prime responsibility for specifying and procuring it within

the scope of its construction contract.

General Building includes commercial buildings, offices, stores, educational facilities, government buildings, hospitals, medical facilities, hotels, apartments, housing, etc.

Manufacturing includes auto assembly, electronic assembly, textile plants, etc.

Power includes thermal and hydroelectric power plants, waste-to-energy plants, transmission lines, substations, cogeneration plants, etc.

Water Supply includes dams, reservoirs, transmission pipelines, distribution mains, irrigation canals, desalination and potability treatment plants, pumping stations, etc.

Sewerage / Solid Waste includes sanitary and storm

sewers, treatment plants, pumping plants, incinerators, industrial waste facilities, etc.

Industrial Process includes pulp and paper mills, steel mills, non-ferrous metal refineries, pharmaceutical plants, chemical plants, food and other processing plants, etc.

Petroleum includes refineries, petrochemical plants, offshore facilities, pipelines, etc.

Transportation includes airports, bridges, roads, canals, locks, dredging, marine facilities, piers, railroads, tunnels, etc.

Hazardous Waste includes chemical and nuclear waste treatment, asbestos and lead abatement, etc.

Telecommunications includes transmission lines and cabling, towers and antennae, data centers and web hotels, etc.

RANK 2022	RANK 2021	FIRM	2021 REVENUE (\$ MIL)		2021 NEW CONTRACTS	GENERAL BUILDING	MANUFACTURING	POWER	WATER / SEWER / WASTE	INDUS. / PETROLEUM	TRANSPORTATION	HAZARDOUS WASTE	TELECOM	% CM-AT-RISK
			TOTAL	INT'L										
1	1	THE TURNER CORP., New York, N.Y.	14,283.1	774.6	16,203.0	71	3	0	0	4	7	0	15	100
2	2	BECHTEL, Reston, Va.†	12,953.0	4,879.0	4,832.0	0	0	26	1	49	15	8	2	28
3	4	KIEWIT CORP., Omaha, Neb.†	10,679.3	1,753.0	2,717.7	9	0	19	9	28	32	0	0	15
4	6	STO BUILDING GROUP INC., New York, N.Y.†	9,510.0	619.0	11,032.0	89	0	0	0	4	0	0	6	88
5	3	FLUOR, Irving, Texas†	8,810.2	5,534.7	8,752.5	10	0	1	0	59	14	14	3	2
6	5	THE WHITING-TURNER CONTRACTING CO., Baltimore, Md.	8,353.5	0.0	10,000.0	79	2	0	1	6	2	0	10	62
7	10	DPR CONSTRUCTION, Redwood City, Calif.	7,491.7	412.4	9,813.5	50	1	0	0	24	1	0	25	84
8	9	SKANSKA USA, New York, N.Y.†	6,371.8	0.0	6,284.1	44	7	1	0	4	40	0	3	58
9	13	CLARK GROUP, Bethesda, Md.†	6,295.4	0.0	6,742.4	79	0	1	1	0	19	0	0	64
10	8	AECOM, Dallas, Texas	6,270.1	20.6	4,354.9	88	3	0	0	0	5	0	4	92
11	11	GILBANE BUILDING CO., Providence, R.I.†	6,074.8	254.5	6,941.4	83	3	0	0	10	3	0	1	84
12	14	PCL CONSTRUCTION, Denver, Colo.†	6,046.3	3,595.0	8,581.9	68	0	12	6	7	8	0	0	36
13	7	TUTOR PERINI CORP., Sylmar, Calif.†	5,938.7	374.1	4,531.7	47	0	0	0	0	53	0	0	0
14	12	HENSEL PHELPS, Greeley, Colo.	5,510.0	0.0	5,300.3	55	7	0	1	1	32	0	3	40
15	15	THE WALSH GROUP, Chicago, Ill.	5,272.7	89.6	4,314.8	26	0	0	13	0	60	0	1	14
16	24	CLAYCO, Chicago, Ill.†	4,984.0	0.0	5,700.0	66	14	0	0	8	0	0	12	0
17	20	JE DUNN CONSTRUCTION GROUP, Kansas City, Mo.	4,917.9	0.0	6,012.8	74	7	0	0	3	5	0	12	73
18	21	HOLDER CONSTRUCTION, Atlanta, Ga.	4,906.0	0.0	5,764.0	14	0	0	0	0	14	0	73	94
19	18	MORTENSON, Minneapolis, Minn.†	4,830.8	1.2	4,218.4	36	3	34	0	0	4	0	23	52
20	16	BALFOUR BEATTY US, Dallas, Texas†	4,679.9	2.9	4,742.5	80	0	0	3	0	16	0	0	70
21	17	SWINERTON, Concord, Calif.	4,540.0	0.0	7,370.6	66	0	28	0	0	6	0	0	51
22	19	MCCARTHY HOLDINGS INC., St. Louis, Mo.†	4,354.4	0.0	6,437.7	60	0	23	4	2	6	0	4	66
23	23	SUFFOLK CONSTRUCTION CO. INC., Boston, Mass.†	4,212.6	0.0	1,617.2	91	0	0	0	0	8	0	1	99
24	22	BRASFIELD & GORRIE LLC, Birmingham, Ala.	4,151.7	0.0	5,405.2	78	5	1	3	3	2	0	8	9
25	26	RYAN COS. US INC., Minneapolis, Minn.	3,975.0	0.0	3,850.0	96	0	0	0	0	0	0	0	3
26	34	ARCO CONSTRUCTION COS., St. Louis, Mo.†	3,743.4	8.3	6,058.8	100	0	0	0	0	0	0	0	0
27	28	MICHEL'S CORP., Brownsville, Wis.†	3,622.0	326.7	4,755.0	4	0	28	5	53	10	0	1	0
28	25	GRANITE CONSTRUCTION INC., Watsonville, Calif.†	3,486.3	64.0	2,241.1	12	0	4	15	0	64	0	0	1
29	32	HITT CONTRACTING INC., Falls Church, Va.	3,345.7	3.1	3,352.1	47	0	0	0	0	0	0	53	100
30	37	BARTON MALOW HOLDINGS LLC, Southfield, Mich.†	3,341.8	70.2	3,415.0	48	35	13	0	3	1	0	0	64
31	27	DRAGADOS, New York, N.Y.†	2,900.0	844.0	1,354.6	2	0	1	13	1	83	0	0	0
32	39	AUSTIN INDUSTRIES, Dallas, Texas†	2,822.8	0.0	5,741.2	54	2	0	0	12	32	0	0	22
33	51	GRAY CONSTRUCTION, Lexington, Ky.†	2,716.7	139.3	2,716.7	44	8	0	0	40	0	0	8	21
34	29	THE YATES COS. INC., Philadelphia, Miss.†	2,667.7	0.0	2,592.8	52	26	1	0	16	4	0	0	49
35	30	ALBERICI-FLINTCO, St. Louis, Mo.†	2,585.9	626.3	3,203.3	52	6	0	7	25	9	0	0	50
36	36	FERROVIAL US CONSTRUCTION CORP., Austin, Texas	2,439.6	0.0	2,280.3	2	1	0	4	0	92	0	0	3
37	35	TURNER INDUSTRIES GROUP LLC, Baton Rouge, La.†	2,366.2	0.0	193.0	0	0	1	0	98	0	1	0	0
38	45	BURNS & MCDONNELL, Kansas City, Mo.†	2,310.4	118.5	3,435.0	7	6	38	1	38	7	1	2	0
39	43	WALBRIDGE, Detroit, Mich.	2,262.3	319.6	2,473.6	0	80	3	0	3	0	0	14	25
40	41	ZACHRY GROUP, San Antonio, Texas†	2,250.5	17.8	3,021.8	0	0	5	0	95	0	0	0	0
41	49	CONSIGLI CONSTRUCTION CO. INC., Milford, Mass.†	2,215.0	0.0	2,938.0	100	0	0	0	0	0	0	0	86
42	48	INFRASTRUCTURE AND ENERGY ALTERNATIVES INC., Indianapolis, Ind.†	2,078.4	0.0	2,925.0	0	0	76	0	1	21	0	0	0
43	56	ALSTON CONSTRUCTION, Atlanta, Ga.	2,044.0	0.0	1,860.0	100	0	0	0	0	0	0	0	0
44	42	COLAS INC., Morristown, N.J.†	1,994.0	0.0	1,384.0	0	0	0	0	0	100	0	0	0
45	55	BLACK & VEATCH, Overland Park, Kan.†	1,920.0	315.0	2,158.8	0	0	65	3	4	0	0	27	12
46	47	THE CONLAN COMPANY, Marietta, Ga.	1,915.4	0.0	2,479.8	100	0	0	0	0	0	0	0	0
47	59	BIG-D CONSTRUCTION, Salt Lake City, Utah†	1,906.0	0.0	2,141.0	78	1	0	1	7	11	0	1	92
48	31	HOFFMAN CONSTRUCTION, Portland, Ore.†	1,854.0	371.0	5,200.0	15	66	0	1	0	15	0	3	0
49	40	DEVCON CONSTRUCTION INC., Milpitas, Calif.	1,850.0	0.0	NA	100	0	0	0	0	0	0	0	0
50	33	LENDELEASE, New York, N.Y.†	1,809.3	0.0	1,537.4	84	0	0	0	16	0	0	0	79

RANK 2022	RANK 2021	FIRM	2021 REVENUE (\$ MIL.)		2021 NEW CONTRACTS	GENERAL BUILDING	MANUFACTURING	POWER	WATER / SEWER / WASTE	INDUS. / PETROLEUM	TRANSPORTATION	HAZARDOUS WASTE	TELECOM	% CM-AT-RISK
			TOTAL	INT'L										
51	46	FLATIRON CONSTRUCTION, Broomfield, Colo.†	1,775.1	145.7	1,226.3	0	0	8	9	0	83	0	0	0
52	53	THE KOKOSING GROUP OF COS., Westerville, Ohio†	1,684.9	0.0	1,496.4	20	0	4	14	5	51	0	0	28
53	54	OKLAND CORP., Salt Lake City, Utah†	1,610.2	0.0	1,630.0	95	2	0	0	0	1	0	2	99
54	82	FORTIS CONSTRUCTION INC., Portland, Ore.	1,606.5	346.0	609.0	16	0	0	0	5	0	0	78	100
55	61	MOSS, Fort Lauderdale, Fla.	1,604.1	0.0	2,602.7	48	0	50	0	0	2	0	0	100
56	64	STERLING CONSTRUCTION CO. INC., The Woodlands, Texas†	1,582.0	0.0	536.0	50	0	0	4	0	47	0	0	1
57	44	HATHAWAY DINWIDDIE CONSTRUCTION CO., San Francisco, Calif.	1,565.6	0.0	1,350.0	100	0	0	0	0	0	0	0	100
58	50	HARVEY I HARVEY-CLEARY, Houston, Texas	1,440.0	0.0	808.0	100	0	0	0	0	0	0	0	88
59	66	CROSSLAND CONSTRUCTION CO. INC., Columbus, Kan.	1,423.3	0.0	NA	80	8	0	7	0	5	0	0	23
60	67	J.T. MAGEN & CO. INC., New York, N.Y.†	1,374.0	0.0	999.4	89	0	0	0	0	0	0	11	70
61	58	SUNDT CONSTRUCTION INC., Tempe, Ariz.	1,365.1	0.0	1,917.2	51	4	4	20	1	16	0	3	56
62	86	HASKELL, Jacksonville, Fla.†	1,353.0	159.2	1,881.7	18	6	0	6	69	1	0	0	16
63	85	FCL BUILDERS LLC, Itasca, Ill.	1,350.0	0.0	2,100.0	100	0	0	0	0	0	0	0	0
64	62	MESSER CONSTRUCTION CO., Cincinnati, Ohio	1,349.0	0.0	1,592.0	80	2	0	0	11	7	0	0	75
65	72	CLUNE CONSTRUCTION, Chicago, Ill.	1,345.0	0.0	1,417.0	59	0	0	0	0	0	0	41	98
66	81	ROBINS & MORTON, Birmingham, Ala.	1,341.8	0.0	1,850.0	100	0	0	0	0	0	0	0	71
67	76	PEPPER CONSTRUCTION, Chicago, Ill.†	1,329.9	0.0	1,367.9	96	4	0	0	0	0	0	0	77
68	68	MIRON CONSTRUCTION CO. INC., Neenah, Wis.	1,318.2	0.0	NA	44	8	6	12	28	1	0	0	14
69	83	SOUTHLAND HOLDINGS LLC, Grapevine, Texas†	1,279.0	159.0	1,380.0	5	0	0	31	0	61	0	0	0
70	69	LANE INDUSTRIES INC., Cheshire, Conn.†	1,262.5	0.0	637.7	0	0	0	24	0	76	0	0	0
71	102	POWER CONSTRUCTION CO. LLC, Chicago, Ill.	1,254.0	0.0	NA	85	0	0	0	0	15	0	0	92
72	88	THE CIANBRO COS., Pittsfield, Maine†	1,252.7	0.0	1,641.0	32	0	12	0	30	22	0	0	28
73	77	SHAWMUT DESIGN AND CONSTRUCTION, Boston, Mass.	1,236.8	0.0	1,279.2	100	0	0	0	0	0	0	0	92
74	79	CORE CONSTRUCTION GROUP, Frisco, Texas	1,218.5	0.0	NA	100	0	0	0	0	0	0	0	84
75	78	ADOLFSON & PETERSON CONSTRUCTION, Minneapolis, Minn.†	1,210.7	0.0	1,003.5	92	0	0	8	0	0	0	0	85
76	70	OHL USA INC., College Point, N.Y.†	1,208.8	16.8	1,184.0	5	0	0	9	0	86	0	0	5
77	80	BL HARBERT INTERNATIONAL, Birmingham, Ala.	1,202.4	755.0	877.4	100	0	0	0	0	0	0	0	0
78	73	AMES CONSTRUCTION INC., Burnsville, Minn.	1,201.0	0.0	1,073.0	2	0	17	5	0	66	0	0	12
79	74	F.A. WILHELM CONSTRUCTION, Indianapolis, Ind.†	1,196.0	0.0	928.0	61	9	5	3	22	1	0	0	31
80	71	THE WEITZ CO. & AFFILIATES, Des Moines, Iowa†	1,195.3	93.2	1,583.6	58	1	0	2	8	8	0	21	67
81	**	EVANS GENERAL CONTRACTORS, Alpharetta, Ga.	1,186.0	0.0	2,100.0	45	28	0	0	20	0	0	7	0
82	87	CHOATE CONSTRUCTION CO., Atlanta, Ga.	1,185.7	0.0	1,762.7	73	27	0	0	0	0	0	0	19
83	65	MANHATTAN CONSTRUCTION GROUP, Tulsa, Okla.†	1,157.7	0.0	1,944.7	79	0	0	0	4	16	0	2	59
84	94	ALLAN MYERS, Worcester, Pa.	1,157.7	0.0	1,199.1	0	0	0	13	0	87	0	0	0
85	101	E.E. REED CONSTRUCTION LP, Sugar Land, Texas†	1,157.0	0.0	1,089.0	100	0	0	0	0	0	0	0	0
86	75	THE MCSHANE COS., Rosemont, Ill.†	1,107.9	0.0	1,988.4	100	0	0	0	0	0	0	0	21
87	92	THE CHRISTMAN CO., Lansing, Mich.†	1,078.3	0.0	1,100.0	95	3	1	0	0	1	0	0	68
88	109	BNBUILDERS INC., Seattle, Wash.	1,075.0	0.0	NA	100	0	0	0	0	0	0	0	0
89	104	HOAR CONSTRUCTION, Birmingham, Ala.	1,056.8	0.0	654.4	92	7	0	0	0	0	0	0	90
90	105	TEICHERT CONSTRUCTION, Sacramento, Calif.	1,054.9	0.0	910.4	16	0	0	10	8	66	0	0	0
91	93	GARNEY HOLDING CO., Kansas City, Mo.†	1,051.0	0.0	1,052.0	0	0	0	100	0	0	0	0	40
92	99	DAY & ZIMMERMANN, Philadelphia, Pa.†	1,045.6	40.6	25.8	0	0	99	0	1	0	0	0	0
93	106	HUNTER ROBERTS CONSTRUCTION GROUP LLC, New York, N.Y.	1,040.0	0.0	1,600.0	100	0	0	0	0	0	0	0	98
94	89	APTIM, Baton Rouge, La.	1,035.1	244.7	1,047.0	9	0	2	4	47	9	29	0	32
95	60	WEBCOR, San Francisco, Calif.	1,032.4	0.0	1,169.0	85	0	0	11	0	3	0	0	92
96	115	THE BOLDT CO., Appleton, Wis.	1,008.4	0.0	NA	52	13	9	0	26	0	0	0	55
97	95	EUROVIA USA (FKA THE HUBBARD GROUP INC.), Winter Park, Fla.†	992.4	0.0	814.7	0	0	0	0	0	100	0	0	0
98	57	S&B ENGINEERS AND CONSTRUCTORS LTD., Houston, Texas†	954.2	0.0	6.0	1	0	0	0	99	0	0	0	0
99	118	J.H. FINDORFF & SON INC., Madison, Wis.	935.0	0.0	825.0	100	0	0	0	0	0	0	0	81
100	121	NABHOLZ CONSTRUCTION CORP., Conway, Ark.	934.9	0.0	769.0	81	13	0	1	0	3	0	2	75

RANK 2022	RANK 2021	FIRM	2021 REVENUE (\$ MIL)		2021 NEW CONTRACTS	GENERAL BUILDING	MANUFACTURING	POWER	WATER / SEWER / WASTE	INDUS. / PETROLEUM	TRANSPORTATION	HAZARDOUS WASTE	TELECOM	% CM-AT-RISK
			TOTAL	INT'L										
101	107	RAILWORKS, New York, N.Y.†	926.7	227.8	NA	0	5	0	0	0	95	0	0	0
102	112	LEVEL 10 CONSTRUCTION, Sunnyvale, Calif.	925.3	0.0	1,007.0	100	0	0	0	0	0	0	0	100
103	122	O'NEIL INDUSTRIES INC., Chicago, Ill.†	917.5	0.0	829.4	92	4	1	0	0	3	0	0	78
104	**	HERZOG, St. Joseph, Mo.†	914.5	58.7	307.9	0	0	0	0	0	100	0	0	30
105	91	PJ DICK - TRUMBULL - LINDY PAVING, Pittsburgh, Pa.	911.4	0.0	1,018.4	37	0	2	0	0	58	0	0	25
106	117	CONSTRUCTION PARTNERS, Dothan, Ala.	910.7	0.0	910.7	0	0	0	0	0	100	0	0	0
107	111	CADDELL CONSTRUCTION CO. (DE) LLC, Montgomery, Ala.	905.3	353.5	676.5	96	0	0	0	0	1	1	0	40
108	103	CHINA CONSTR. AMERICA/PLAZA CONSTR., Jersey City, N.J.†	887.9	33.5	381.6	100	0	0	0	0	0	0	0	63
109	160	THE RUDOLPH LIBBE COS. INC., Walbridge, Ohio†	886.0	0.0	1,338.0	15	60	1	0	20	0	0	0	0
110	119	WEEKS MARINE INC., Cranford, N.J.†	865.5	88.7	808.1	0	0	1	8	3	85	0	0	0
111	150	GRAYCOR, Oakbrook Terrace, Ill.†	853.0	0.0	952.0	86	1	3	0	10	0	0	0	0
112	161	KPRS CONSTRUCTION, Brea, Calif.†	850.0	0.0	1,050.0	100	0	0	0	0	0	0	0	0
113	**	SHIMMICK, Irvine, Calif.†	848.2	0.0	665.0	3	0	0	45	0	49	0	0	0
114	124	CATAMOUNT CONSTRUCTORS INC., Lakewood, Colo.	843.9	0.0	990.2	100	0	0	0	0	0	0	0	99
115	96	THE BECK GROUP, Dallas, Texas	828.1	74.5	521.3	90	0	0	0	0	3	0	8	75
116	123	BRINKMANN CONSTRUCTORS, Chesterfield, Mo.	822.3	0.0	447.5	100	0	0	0	0	0	0	0	20
117	38	WOOD, Houston, Texas	816.9	81.6	NA	2	0	44	3	50	0	0	0	0
118	100	JAMES G. DAVIS CONSTRUCTION CORP., Rockville, Md.	815.9	0.0	NA	100	0	0	0	0	0	0	0	0
119	151	SUMMIT CONTRACTING GROUP INC., Jacksonville, Fla.	807.9	0.0	807.9	100	0	0	0	0	0	0	0	0
120	52	WORLEY, Houston, Texas†	799.7	0.0	410.0	0	0	18	9	73	0	0	0	9
121	130	CRB, Kansas City, Mo.	775.1	3.4	NA	0	0	0	0	100	0	0	0	8
122	146	ASRC INDUSTRIAL SERVICES, Tempe, Ariz.†	773.5	0.0	3,950.0	5	5	5	15	35	15	15	5	0
123	156	GRAHAM CONSTRUCTION, Omaha, Neb.†	773.0	0.0	207.0	61	0	0	12	0	27	0	0	0
124	108	LECHASE CONSTRUCTION SERVICES LLC, Rochester, N.Y.	753.6	0.0	482.6	89	3	0	0	8	0	0	0	42
125	152	ANDERSEN CONSTRUCTION, Portland, Ore.	752.0	0.0	NA	100	0	0	0	0	0	0	0	66
126	144	JRM CONSTRUCTION MANAGEMENT, New York, N.Y.	750.0	0.0	550.0	100	0	0	0	0	0	0	0	27
127	157	JACOBSEN CONSTRUCTION CO. INC., Salt Lake City, Utah	746.0	0.0	906.0	97	0	0	0	3	0	0	0	100
128	159	MCCOWNGORDON CONSTRUCTION, Kansas City, Mo.	737.3	0.0	870.0	98	0	0	0	2	0	0	0	88
129	90	COASTAL CONSTRUCTION GROUP, Miami, Fla.†	728.7	12.0	646.5	100	0	0	0	0	0	0	0	100
130	125	GREAT LAKES DREDGE & DOCK CO., Houston, Texas	726.2	6.6	573.1	0	0	0	0	0	100	0	0	0
131	147	VCC LLC, The Colony, Texas	725.0	0.0	582.0	100	0	0	0	0	0	0	0	100
132	126	F.H. PASCHEN, Chicago, Ill.	723.9	0.0	753.0	28	0	4	4	0	64	0	0	11
133	148	SATTERFIELD & PONTIKES CONSTRUCTION INC., Houston, Texas†	720.0	0.0	851.0	54	0	0	6	0	40	0	0	18
134	140	STACY AND WITBECK INC., Alameda, Calif.†	719.1	0.0	492.0	0	0	0	0	0	100	0	0	0
135	113	HANOVER CO., Houston, Texas	714.0	0.0	1,790.0	100	0	0	0	0	0	0	0	0
136	184	OLTMANS CONSTRUCTION CO., Whittier, Calif.	705.0	0.0	2.6	86	0	0	0	0	14	0	0	0
137	182	SAMET CORP., Greensboro, N.C.	704.4	0.0	735.0	91	2	0	0	5	2	0	0	45
138	139	STELLAR, Jacksonville, Fla.	701.2	4.8	276.9	20	0	0	0	80	0	0	0	0
139	158	GOODFELLOW BROS., Wenatchee, Wash.†	698.3	0.0	816.3	59	2	3	4	0	17	8	4	0
140	196	ECC, Burlingame, Calif.†	691.5	79.8	NA	40	0	2	20	5	23	10	0	0
141	63	BARNARD CONSTRUCTION CO. INC., Bozeman, Mont.†	678.2	57.7	55.7	0	0	32	23	4	41	0	0	0
142	141	BATSON-COOK CONSTRUCTION, West Point, Ga.	675.0	0.0	718.0	99	0	0	0	1	0	0	0	13
143	114	CBRE, Dallas, Texas†	674.4	256.6	NA	100	0	0	0	0	0	0	0	100
144	137	DUKE CONSTRUCTION, Indianapolis, Ind.	670.0	0.0	523.0	99	0	0	0	0	1	0	0	70
145	174	THE PENTA BUILDING GROUP, Las Vegas, Nev.†	668.0	0.0	781.0	100	0	0	0	0	0	0	0	60
146	340	WIELAND, Lansing, Mich.	665.5	0.0	415.6	19	13	0	0	69	0	0	0	91
147	154	WHARTON-SMITH INC., Sanford, Fla.	662.0	0.0	935.9	51	0	0	49	0	0	0	0	53
148	169	JAMES R. VANNOY & SONS CONSTRUCTION CO. INC., Jefferson, N.C.	661.0	0.0	853.0	95	0	0	0	0	5	0	0	73
149	189	KAST CONSTRUCTION CO. LLC, West Palm Beach, Fla.	655.8	0.0	1,018.4	100	0	0	0	0	0	0	0	97
150	153	W. M. JORDAN CO., Newport News, Va.	655.7	0.0	595.0	83	17	0	0	0	0	0	0	73

RANK 2022	2021	FIRM	2021 REVENUE (\$ MIL)		2021 NEW CONTRACTS	GENERAL BUILDING	MANUFACTURING	POWER	WATER / SEWER / WASTE	INDUS. / PETROLEUM	TRANSPORTATION	HAZARDOUS WASTE	TELECOM	% CM-AT-RISK
			TOTAL	INT'L										
151	116	MATRIX SERVICE CO., Tulsa, Okla.†	653.2	56.9	NA	0	0	32	0	68	0	0	0	0
152	**	LEASE CRUTCHER LEWIS, Seattle, Wash.†	649.0	6.0	957.0	98	0	0	0	0	0	0	2	39
153	**	BUILD GROUP, San Francisco, Calif.	648.0	0.0	2,488.0	100	0	0	0	0	0	0	0	100
154	149	KITCHELL CORP., Phoenix, Ariz.†	645.6	0.0	397.1	99	0	0	0	0	0	0	0	58
155	135	ROGERS-O'BRIEN CONSTRUCTION, Dallas, Texas	640.2	0.0	1,530.8	90	0	0	0	0	0	0	10	100
156	129	BARTLETT COCKE GENERAL CONTRACTORS LLC, San Antonio, Texas†	620.5	0.0	844.0	95	1	0	0	4	0	0	0	84
157	243	IPS-INTEGRATED PROJECT SERVICES LLC, Blue Bell, Pa.†	619.3	6.5	836.9	0	0	0	0	100	0	0	0	100
158	145	TRAYLOR CONSTRUCTION GROUP INC., Evansville, Ind.	612.0	36.9	780.1	0	0	14	20	0	57	0	0	0
159	171	HAWAIIAN DREDGING CONSTRUCTION CO. INC., Honolulu, Hawaii†	608.0	0.0	1,308.0	83	0	0	9	0	7	0	0	0
160	164	GE JOHNSON, Colorado Springs, Colo.†	607.1	0.0	698.0	82	18	0	0	0	0	0	0	92
161	172	FERREIRA CONSTRUCTION CO. INC., Branchburg, N.J.†	606.3	0.0	863.0	0	0	67	6	0	17	0	0	0
162	134	ORION GROUP HOLDINGS INC., Houston, Texas†	601.4	2.9	646.8	56	0	0	0	13	31	0	0	0
163	166	MWH, Broomfield, Colo.†	598.0	161.7	432.3	0	0	0	96	4	0	0	0	47
164	131	LEE LEWIS CONSTRUCTION INC., Lubbock, Texas	584.0	0.0	690.0	100	0	0	0	0	0	0	0	90
165	162	C.W. DRIVER COS., Pasadena, Calif.†	583.6	0.0	1,204.3	100	0	0	0	0	0	0	0	66
166	246	EXYTE AMERICAS HOLDING INC., Plano, Texas†	581.2	0.0	583.4	0	100	0	0	0	0	0	0	4
167	207	RYCON CONSTRUCTION INC., Pittsburgh, Pa.	581.1	0.0	793.7	96	4	0	0	0	0	0	0	43
168	142	WILLIAMS BROTHERS CONSTRUCTION CO. INC., Houston, Texas	576.4	0.0	669.4	0	0	0	0	0	100	0	0	0
169	175	JINGOLI - DCO, Lawrenceville, N.J.†	575.2	7.5	1,019.5	12	0	80	2	0	0	7	0	12
170	170	FCI CONSTRUCTORS INC., Grand Junction, Colo.†	575.0	0.0	NA	98	0	0	0	0	2	0	0	61
171	120	TRUEBECK CONSTRUCTION, San Mateo, Calif.	573.7	0.0	3,535.7	97	2	0	0	1	0	0	0	68
172	128	BARNHILL CONTRACTING CO., Rocky Mount, N.C.	573.2	0.0	2,877.0	58	0	0	0	0	42	0	0	33
173	220	BOZZUTO CONSTRUCTION CO., Greenbelt, Md.†	566.4	0.0	688.0	100	0	0	0	0	0	0	0	100
174	167	GLY CONSTRUCTION, Bellevue, Wash.	556.7	0.0	281.1	100	0	0	0	0	0	0	0	100
175	228	KAJIMA BUILDING & DESIGN GROUP INC., Atlanta, Ga.	555.3	0.0	720.1	66	27	0	0	7	0	0	0	1
176	163	PARSONS CORP., Centreville, Va.†	554.1	171.2	NA	41	0	0	0	0	56	1	3	28
177	155	CLANCY & THEYS CONSTRUCTION, Raleigh, N.C.	550.1	0.0	1,372.6	94	2	0	0	0	1	0	0	79
178	133	RODGERS BUILDERS INC., Charlotte, N.C.	548.1	0.0	NA	97	0	0	0	0	3	0	0	98
179	275	MASCARO CONSTRUCTION CO. LP, Pittsburgh, Pa.	547.0	0.0	469.1	79	0	2	5	8	6	0	0	68
180	212	MILLIE AND SEVERSON GENERAL CONTRACTORS, Los Alamitos, Calif.†	546.0	0.0	546.0	100	0	0	0	0	0	0	0	0
181	239	GRUNLEY CONSTRUCTION CO. INC., Rockville, Md.	540.0	0.0	379.0	100	0	0	0	0	0	0	0	17
182	176	LAS VEGAS PAVING CORP., Las Vegas, Nev.	540.0	0.0	505.0	0	0	0	0	0	100	0	0	7
183	181	BILFINGER NORTH AMERICA INC., The Woodlands, Texas†	534.5	0.0	NA	24	0	0	0	76	0	0	0	0
184	210	ZACHRY CONSTRUCTION CORP., San Antonio, Texas†	525.5	0.0	647.2	0	0	0	4	0	92	0	4	0
185	216	DEACON CONSTRUCTION LLC, Citrus Heights, Calif.†	525.2	0.0	231.8	100	0	0	0	0	0	0	0	100
186	236	LEMOINE, Lafayette, La.†	522.2	0.0	350.6	91	0	0	2	0	6	0	0	39
187	268	R&O CONSTRUCTION, Ogden, Utah	520.0	0.0	573.0	100	0	0	0	0	0	0	0	40
188	221	PARIC HOLDINGS, St. Louis, Mo.†	517.4	0.0	377.6	48	8	24	0	21	0	0	0	34
189	208	THE PIKE COS. LTD., Rochester, N.Y.	517.0	0.0	1,108.0	96	0	0	0	0	4	0	0	98
190	165	SELLEN CONSTRUCTION, Seattle, Wash.	515.0	0.0	491.0	100	0	0	0	0	0	0	0	0
191	197	H&M CO. INC., Jackson, Tenn.†	514.0	0.0	692.0	61	0	0	0	39	0	0	0	0
192	191	ANDERSON COLUMBIA CO. INC., Lake City, Fla.†	512.0	0.0	395.0	0	29	0	0	0	71	0	0	0
193	289	PEINADO CONSTRUCTION, Frisco, Texas	508.0	0.0	850.0	100	0	0	0	0	0	0	0	0
194	199	STAKER PARSON MATERIALS & CONSTRUCTION, Ogden, Utah	500.6	0.0	444.8	37	3	2	4	3	35	0	0	0
195	213	KRAUS-ANDERSON CONSTRUCTION CO., Minneapolis, Minn.	500.0	0.0	854.0	100	0	0	0	0	0	0	0	100
196	205	ARCH-CON CORP., Houston, Texas	498.0	0.0	380.0	100	0	0	0	0	0	0	0	0
197	200	BBL CONSTRUCTION SERVICES LLC, Albany, N.Y.	496.1	0.0	420.9	100	0	0	0	0	0	0	0	16
198	188	C D SMITH CONSTRUCTION, Fond du Lac, Wis.	495.1	0.0	650.0	100	0	0	0	0	0	0	0	0
199	217	SUPERIOR CONSTRUCTION HOLDING CO. INC., Jacksonville, Fla.†	494.4	0.0	241.8	0	0	0	0	4	96	0	0	0
200	179	POGUE CONSTRUCTION CO. LP, McKinney, Texas	493.7	0.0	370.3	100	0	0	0	0	0	0	0	80

RANK 2022	RANK 2021	FIRM	2021 REVENUE (\$ MIL)		2021 NEW CONTRACTS	GENERAL BUILDING	MANUFACTURING	POWER	WATER / SEWER / WASTE	INDUS. / PETROLEUM	TRANSPORTATION	HAZARDOUS WASTE	TELECOM	% CM-AT-RISK
			TOTAL	INT'L										
201	300	THE KORTE CO., Highland, Ill.†	491.0	0.0	367.0	100	0	0	0	0	0	0	0	1
202	136	BERNARDS, San Fernando, Calif.†	476.9	0.0	324.1	100	0	0	0	0	0	0	0	27
203	222	THE MIDDLESEX CORP., Littleton, Mass.†	474.3	0.0	663.9	0	0	4	0	0	96	0	0	4
204	**	TELLEPSEN, Houston, Texas†	473.0	0.0	501.8	89	0	1	0	9	0	0	0	76
205	206	ENGINEERED STRUCTURES INC. (ESI), Meridian, Idaho	469.7	0.0	944.0	100	0	0	0	0	0	0	0	0
206	186	WEIS BUILDERS INC., Minneapolis, Minn.	468.5	0.0	877.8	100	0	0	0	0	0	0	0	15
207	187	SPAWGLASS HOLDING, Selma, Texas†	461.0	0.0	513.6	96	0	0	1	0	4	0	0	44
208	138	ANDRES CONSTRUCTION SERVICES LLC, Dallas, Texas	461.0	0.0	409.4	100	0	0	0	0	0	0	0	0
209	271	PHILLIPS INFRASTRUCTURE HOLDINGS INC., Knoxville, Tenn.†	452.0	0.0	642.0	8	10	59	16	2	0	1	0	0
210	204	THE BRANCH GROUP INC., Roanoke, Va.†	448.9	0.0	220.6	43	0	0	1	0	55	0	0	4
211	301	MILENDER WHITE, Arvada, Colo.	446.0	0.0	373.0	99	0	0	0	0	1	0	0	0
212	272	FRANA COS. INC., Hopkins, Minn.	445.2	0.0	302.4	100	0	0	0	0	0	0	0	0
213	253	RAND CONSTRUCTION CORP., Alexandria, Va.	445.0	0.0	389.0	100	0	0	0	0	0	0	0	0
214	185	CR MEYER, Oshkosh, Wis.	444.0	0.0	NA	1	5	1	0	88	0	0	0	0
215	143	JOERIS GENERAL CONTRACTORS LTD., San Antonio, Texas	444.0	0.0	433.0	100	0	0	0	0	0	0	0	98
216	202	MATT CONSTRUCTION, Santa Fe Springs, Calif.	443.0	0.0	605.0	100	0	0	0	0	0	0	0	0
217	180	DENNIS GROUP, Springfield, Mass.†	442.9	27.1	1,136.4	0	0	0	0	100	0	0	0	42
218	313	SUKUT CONSTRUCTION LLC, Santa Ana, Calif.	442.5	0.0	419.0	17	0	15	35	0	3	0	0	5
219	278	TORCON INC., Red Bank, N.J.	441.8	0.0	942.0	91	0	0	0	9	0	0	0	100
220	211	ELECTRICAL CONSULTANTS INC., Billings, Mont.†	441.0	0.0	359.0	0	0	99	0	1	0	0	0	0
221	198	CLARK CONSTRUCTION CO., Lansing, Mich.	439.0	0.0	257.0	89	0	9	2	0	0	0	0	53
222	234	NAN INC., Honolulu, Hawaii	438.8	0.0	305.4	67	0	0	26	0	7	0	0	0
223	218	J. FLETCHER CREAMER & SON INC., Hackensack, N.J.†	436.5	0.0	252.3	0	0	16	40	10	20	0	13	0
224	193	UNITED ENGINEERS & CONSTRUCTORS INC., Mt. Laurel, N.J.†	434.0	116.6	29.7	0	0	100	0	0	0	0	0	20
225	231	IOVINO ENTERPRISES, Great Neck, N.Y.†	433.0	0.0	1,000.5	23	0	0	4	0	58	0	0	0
226	190	SKYLINE ENTERPRISES, San Francisco, Calif.†	431.0	0.0	565.0	100	0	0	0	0	0	0	0	0
227	274	CHASSE BUILDING TEAM, Tempe, Ariz.	430.4	0.0	341.7	100	0	0	0	0	0	0	0	100
228	209	MANSON CONSTRUCTION CO., Seattle, Wash.†	429.4	13.1	270.0	0	0	0	0	7	93	0	0	0
229	**	WALSH CONSTRUCTION CO., Portland, Ore.	429.0	0.0	429.0	100	0	0	0	0	0	0	0	0
230	**	HOIRIGAN GROUP, Richmond, Va.†	427.5	0.0	289.4	100	0	0	0	0	0	0	0	63
231	232	IMC CONSTRUCTION, Malvern, Pa.	424.0	0.0	382.0	96	4	0	0	0	0	0	0	98
232	280	DELLBROOK I JKS, Quincy, Mass.	419.6	0.0	308.7	100	0	0	0	0	0	0	0	100
233	215	DIMEO CONSTRUCTION CO., Providence, R.I.†	417.5	0.0	633.0	76	20	4	0	0	0	0	0	100
234	255	CDM SMITH, Boston, Mass.†	415.8	50.2	412.0	14	0	0	80	0	0	6	0	0
235	219	CARROLL DANIEL CONSTRUCTION CO., Gainesville, Ga.	413.3	0.0	522.0	70	0	0	0	29	1	0	0	78
236	230	NIBBI BROTHERS GENERAL CONTRACTORS, San Francisco, Calif.	412.5	0.0	746.3	100	0	0	0	0	0	0	0	100
237	248	ARISTEO CONSTRUCTION CO., Livonia, Mich.†	412.4	0.0	NA	8	89	2	0	0	0	0	0	29
238	262	EMJ CORP., Chattanooga, Tenn.	410.1	0.0	873.9	83	0	0	0	17	0	0	0	0
239	292	EXXEL PACIFIC INC., Bellingham, Wash.	409.0	0.0	371.0	100	0	0	0	0	0	0	0	100
240	254	SECURITY PAVING CO. INC., Westlake Village, Calif.†	407.0	0.0	72.0	0	0	0	0	0	100	0	0	0
241	238	ELFORD INC., Columbus, Ohio	401.7	0.0	793.0	99	1	0	0	0	0	0	0	80
242	257	GRANGER CONSTRUCTION CO., Lansing, Mich.	401.0	0.0	420.0	95	0	0	3	1	0	0	0	100
243	225	VECELLIO GROUP INC., West Palm Beach, Fla.†	401.0	0.0	425.0	0	0	0	0	6	94	0	0	0
244	233	DOMO CONSTRUCTION INC., South San Francisco, Calif.	400.0	0.0	543.0	100	0	0	0	0	0	0	0	0
245	287	TRITON CONSTRUCTION CO. LLC, New York, N.Y.	397.0	0.0	400.0	100	0	0	0	0	0	0	0	100
246	227	ROCKFORD CONSTRUCTION CO., Grand Rapids, Mich.	396.7	1.6	154.8	91	9	0	0	0	0	0	0	58
247	244	CIVES STEEL CO., Alpharetta, Ga.	396.0	0.0	455.0	71	8	2	0	19	0	0	0	0
248	279	CALLAHAN CONSTRUCTION MANAGERS, Bridgewater, Mass.	393.0	0.0	528.1	100	0	0	0	0	0	0	0	72
249	252	PERNIX GROUP INC., Lombard, Ill.†	392.3	73.4	522.1	59	39	3	0	0	0	0	0	0
250	277	Q&D CONSTRUCTION, Sparks, Nev.†	391.5	0.0	268.3	14	4	1	5	1	76	0	1	14

RANK 2022	2021	FIRM	2021 REVENUE (\$ MIL)		2021 NEW CONTRACTS	GENERAL BUILDING	MANUFACTURING	POWER	WATER / SEWER / WASTE	INDUS. / PETROLEUM	TRANSPORTATION	HAZARDOUS WASTE	TELECOM	% CM-AT-RISK
			TOTAL	INT'L										
251	303	LYLES CONSTRUCTION GROUP, Fresno, Calif.†	388.8	0.0	312.2	12	0	8	77	0	3	0	0	0
252	319	COLUMBIA, North Reading, Mass.	386.5	0.0	336.9	72	28	0	0	0	0	0	0	100
253	259	THE OPUS GROUP, Minnetonka, Minn.	382.7	0.0	NA	100	0	0	0	0	0	0	0	0
254	250	COMMERCIAL CONTRACTING CORP., Auburn Hills, Mich.†	382.0	49.0	357.5	8	78	5	8	0	0	0	0	0
255	245	PLANT CONSTRUCTION CO. LP, San Francisco, Calif.	379.5	0.0	488.8	100	0	0	0	0	0	0	0	98
256	304	CROWDER CONSTRUCTORS INC., Charlotte, N.C.†	378.8	0.0	268.8	0	1	13	60	0	13	0	0	14
257	240	JPI, Irving, Texas†	376.8	0.0	235.3	100	0	0	0	0	0	0	0	0
258	267	SLETTEN COS., Great Falls, Mont.†	375.3	0.0	643.1	73	1	3	13	0	10	0	0	13
259	265	DRYMALLA CONSTRUCTION CO., Columbus, Texas	375.0	0.0	140.0	100	0	0	0	0	0	0	0	61
260	235	INTECH CONSTRUCTION, Philadelphia, Pa.	366.1	0.0	407.1	100	0	0	0	0	0	0	0	86
261	270	BULLEY & ANDREWS, Chicago, Ill.†	366.0	0.0	366.0	80	0	0	0	0	0	0	0	65
262	306	DEANGELIS DIAMOND CONSTRUCTION, Naples, Fla.	364.9	0.0	331.0	95	1	0	0	0	4	0	0	93
263	399	BOH BROS. CONSTRUCTION CO. LLC, New Orleans, La.†	360.4	0.0	473.5	41	0	3	0	24	32	0	0	32
264	269	C. OVERAA & CO., Richmond, Calif.	357.6	0.0	40.9	43	0	1	35	10	11	0	0	32
265	237	BUTZ ENTERPRISES INC., Allentown, Pa.†	357.1	0.0	288.0	100	0	0	0	0	0	0	0	98
266	173	FAGEN INC., Granite Falls, Minn.	355.6	0.0	61.4	0	0	40	0	60	0	0	0	0
267	281	KBE BUILDING CORP., Farmington, Conn.†	355.3	0.0	788.6	100	0	0	0	0	0	0	0	66
268	241	NEW SOUTH CONSTRUCTION CO., Atlanta, Ga.†	354.0	0.0	930.0	98	0	0	0	0	2	0	0	93
269	247	DANIS, Miamisburg, Ohio	352.4	0.0	239.6	84	0	0	0	16	0	0	0	86
270	258	SAUNDERS CONSTRUCTION INC., Englewood, Colo.†	352.1	0.0	750.0	90	0	5	0	4	0	0	1	84
271	276	LEE KENNEDY CO., Quincy, Mass.	349.5	0.0	427.8	100	0	0	0	0	0	0	0	100
272	283	KRAEMER NORTH AMERICA LLC, Plain, Wis.	348.5	0.0	235.1	0	0	0	0	0	100	0	0	42
273	**	HAWKINS CONSTRUCTION CO., Omaha, Neb.	346.6	0.0	143.3	4	0	0	12	0	84	0	0	6
274	**	SNYDER LANGSTON, Irvine, Calif.	345.0	0.0	468.0	100	0	0	0	0	0	0	0	0
275	329	GEMMA POWER SYSTEMS, Glastonbury, Conn.†	344.0	0.0	NA	0	0	100	0	0	0	0	0	0
276	224	KAUFMAN LYNN CONSTRUCTION, Delray Beach, Fla.	343.9	0.0	546.4	100	0	0	0	0	0	0	0	100
277	**	PENCE CONTRACTORS, Lake Oswego, Ore.	343.3	0.0	201.9	100	0	0	0	0	0	0	0	85
278	295	MW BUILDERS, Pflugerville, Texas	343.0	0.0	405.0	100	0	0	0	0	0	0	0	0
279	261	J.P. CULLEN AND SONS INC., Janesville, Wis.	342.0	0.0	481.0	76	6	6	0	12	0	0	0	107
280	332	COMMODORE BUILDERS, Waltham, Mass.	340.4	0.0	700.0	55	0	0	0	45	0	0	0	77
281	284	HUNZINGER CONSTRUCTION CO., Brookfield, Wis.	339.0	0.0	165.1	82	18	0	0	0	0	0	0	49
282	290	SHAW CONSTRUCTION, Denver, Colo.†	337.8	0.0	752.3	100	0	0	0	0	0	0	0	99
283	291	ALLIED POWER, Baton Rouge, La.†	336.1	0.0	NA	0	0	100	0	0	0	0	0	0
284	356	PC CONSTRUCTION CO., South Burlington, Vt.	335.9	0.0	322.9	50	10	3	35	2	0	0	0	39
285	371	HOLT CONSTRUCTION CORP., Pearl River, N.Y.	335.0	0.0	475.0	44	0	0	0	0	53	0	4	68
286	214	KLINGER COS. INC., Sioux City, Iowa†	335.0	0.0	133.0	25	5	0	0	70	0	0	1	3
287	226	O&G INDUSTRIES INC., Torrington, Conn.	332.6	0.0	200.3	47	2	2	1	0	48	0	0	43
288	249	KBS INC., Richmond, Va.†	332.0	0.0	269.0	98	0	0	0	2	0	0	0	71
289	302	DICK ANDERSON CONSTRUCTION INC., Helena, Mont.	331.3	0.0	605.9	92	1	0	1	0	1	0	0	100
290	**	JORDAN FOSTER CONSTRUCTION, El Paso, Texas	329.8	0.0	276.3	61	1	2	0	0	33	0	0	21
291	256	THE HAGERMAN GROUP, Fort Wayne, Ind.	325.0	0.0	NA	92	5	0	0	3	0	0	0	62
292	282	SEMA CONSTRUCTION INC., Centennial, Colo.†	324.8	0.0	350.9	0	0	0	6	1	92	0	0	13
293	263	LYDIG CONSTRUCTION INC., Spokane Valley, Wash.	323.9	0.0	144.9	93	0	0	0	0	7	0	0	40
294	343	PARKWAY C&A LP, Lewisville, Texas	323.3	0.0	350.0	100	0	0	0	0	0	0	0	0
295	338	SCHIMENTI CONSTRUCTION CO., New York, N.Y.	319.0	0.0	293.0	100	0	0	0	0	0	0	0	0
296	353	CSI CONSTRUCTION CO., Colorado Springs, Colo.	316.2	0.0	620.0	100	0	0	0	0	0	0	0	5
297	285	LEOPARDO COS., Hoffman Estates, Ill.	315.5	0.0	92.3	100	0	0	0	0	0	0	0	57
298	355	SEVENSON ENVIRONMENTAL SERVICES INC., Niagara Falls, N.Y.	314.7	0.0	305.0	0	0	0	0	0	0	97	0	0
299	294	PERLO CONSTRUCTION, Tualatin, Ore.†	312.9	0.0	381.7	100	0	0	0	0	0	0	0	0
300	223	CAJUN INDUSTRIES HOLDINGS LLC, Baton Rouge, La.†	312.7	0.0	311.1	0	5	8	0	76	7	0	5	0

RANK 2022	2021	FIRM	2021 REVENUE (\$ MIL)		2021 NEW CONTRACTS	GENERAL BUILDING	MANUFACTURING	POWER	WATER / SEWER / WASTE	INDUS. / PETROLEUM	TRANSPORTATION	HAZARDOUS WASTE	TELECOM	% CM-AT-RISK
			TOTAL	INT'L										
301	293	SHOOK CONSTRUCTION, Moraine, Ohio	312.0	0.0	438.0	52	19	0	29	0	0	0	0	48
302	327	DOSTER CONSTRUCTION CO. INC., Birmingham, Ala.	307.0	0.0	291.1	96	4	0	0	0	0	0	0	93
303	325	WILLIAMS INDUSTRIAL SERVICES GROUP INC., Atlanta, Ga.	305.3	36.2	175.5	0	0	69	6	3	0	22	0	0
304	**	URBAN ATELIER GROUP, New York, N.Y.	304.2	0.0	233.3	100	0	0	0	0	0	0	0	100
305	**	S. T. WOOTEN CORP., Wilson, N.C.	302.1	0.0	217.6	0	0	0	0	0	100	0	0	0
306	264	HARKINS BUILDERS, Columbia, Md.	302.0	0.0	438.0	100	0	0	0	0	0	0	0	0
307	297	HARPER GENERAL CONTRACTORS, Greenville, S.C.	301.9	0.0	338.0	75	3	0	22	0	0	0	0	52
308	251	SKENDER, Chicago, Ill.	301.3	0.0	122.0	100	0	0	0	0	0	0	0	80
309	**	RIDGEMONT COMMERCIAL CONSTRUCTION, Irving, Texas	300.9	0.0	489.9	100	0	0	0	0	0	0	0	0
310	288	HILL & WILKINSON GENERAL CONTRACTORS, Richardson, Texas	300.7	0.0	282.9	71	29	0	0	0	0	0	0	79
311	384	TERMINAL CONSTRUCTION CORP., Wood-Ridge, N.J.	300.0	0.0	800.0	100	0	0	0	0	0	0	0	0
312	368	MYCON GENERAL CONTRACTORS INC., Dallas, Texas	298.7	0.0	432.8	100	0	0	0	0	0	0	0	0
313	385	BROWN CONSTRUCTION INC., West Sacramento, Calif.	298.0	0.0	200.2	100	0	0	0	0	0	0	0	0
314	312	PIONEER GENERAL CONTRACTORS INC., Grand Rapids, Mich.†	295.0	0.0	294.0	66	34	0	0	0	0	0	0	0
315	**	SHELCO LLC, Charlotte, N.C.	295.0	0.0	395.0	75	25	0	0	0	0	0	0	21
316	382	DONOHUE CONSTRUCTION CO., Bethesda, Md.	294.9	0.0	197.5	100	0	0	0	0	0	0	0	46
317	286	SHIEL SEXTON CO. INC., Indianapolis, Ind.†	294.0	0.0	334.6	100	0	0	0	0	0	0	0	85
318	192	MORLEY BUILDERS, Santa Monica, Calif.†	294.0	0.0	369.0	100	0	0	0	0	0	0	0	0
319	307	ABSHER CONSTRUCTION CO., Puyallup, Wash.	294.0	0.0	319.0	83	0	0	0	0	17	0	0	0
320	380	THE BETTE COS., Latham, N.Y.	293.1	0.0	487.9	76	0	15	0	0	9	0	0	0
321	395	KIELY FAMILY OF COS., Tinton Falls, N.J.†	292.2	0.0	285.1	0	0	0	10	8	35	0	0	0
322	308	HASELDEN CONSTRUCTION, Centennial, Colo.†	292.0	0.0	315.0	100	0	0	0	0	0	0	0	100
323	273	M. B. KAHN CONSTRUCTION CO. INC., Columbia, S.C.	290.0	0.0	332.5	65	14	6	15	0	0	0	0	25
324	362	EDIFICE INC., Charlotte, N.C.	289.0	0.0	534.0	88	12	0	0	0	0	0	0	32
325	336	BRADBURY STAMM CONSTRUCTION INC., Albuquerque, N.M.	288.9	0.0	225.0	100	0	0	0	0	0	0	0	52
326	315	D.F. CHASE INC., Nashville, Tenn.	282.2	0.0	246.5	13	0	0	0	73	0	0	0	0
327	323	BERGLUND CONSTRUCTION CO., Chicago, Ill.	281.0	0.0	325.0	100	0	0	0	0	0	0	0	75
328	328	HARPER CONSTRUCTION CO. INC., San Diego, Calif.	280.2	0.0	309.2	54	0	0	0	0	46	0	0	0
329	310	E.W. HOWELL CO. LLC, Plainview, N.Y.	278.8	0.0	583.6	94	0	0	0	0	0	0	6	31
330	309	RIVER CITY CONSTRUCTION LLC, East Peoria, Ill.†	276.7	0.0	388.8	41	19	0	21	0	0	0	0	12
331	311	HAYDON BUILDING CORP., Phoenix, Ariz.	275.0	0.0	203.0	51	0	0	12	0	22	0	15	50
332	**	JIM COOPER CONSTRUCTION CO. INC., Birmingham, Ala.	275.0	0.0	354.0	0	0	0	0	0	0	0	0	0
333	344	CURRENT BUILDERS, Pompano Beach, Fla.	275.0	0.0	NA	100	0	0	0	0	0	0	0	0
334	364	NEI GENERAL CONTRACTING, Randolph, Mass.	273.8	0.0	328.9	100	0	0	0	0	0	0	0	20
335	342	MARKET & JOHNSON INC., Eau Claire, Wis.	271.1	0.0	353.8	94	5	0	1	0	0	0	0	0
336	**	FRANK L. BLUM CONSTRUCTION CO., Winston-Salem, N.C.	270.0	0.0	403.0	100	0	0	0	0	0	0	0	94
337	324	BOWEN ENGINEERING CORP., Indianapolis, Ind.	269.0	0.0	423.0	4	0	19	65	12	0	0	0	0
338	351	BRYAN CONSTRUCTION INC., Colorado Springs, Colo.†	269.0	10.0	294.0	100	0	0	0	0	0	0	0	100
339	320	BARR & BARR INC., New York, N.Y.	268.0	0.0	530.0	100	0	0	0	0	0	0	0	100
340	229	LANDSOUTH CONSTRUCTION, Jacksonville, Fla.	266.4	0.0	254.7	100	0	0	0	0	0	0	0	23
341	**	NEXAMP, Boston, Mass.	266.0	0.0	385.0	0	0	100	0	0	0	0	0	100
342	305	FORT MYER CONSTRUCTION CORP., Washington, D.C.	264.1	0.0	544.5	0	5	8	7	0	73	0	0	0
343	322	BLYTHE DEVELOPMENT CO., Charlotte, N.C.	262.7	0.0	165.1	0	0	0	0	0	60	0	0	0
344	334	FONTAINE BROS. INC., Springfield, Mass.	262.1	0.0	316.0	100	0	0	0	0	0	0	0	58
345	260	GH PHIPPS CONSTRUCTION COS., Greenwood Village, Colo.†	259.2	0.0	315.7	96	0	0	0	0	4	0	0	0
346	318	AUCH CONSTRUCTION, Pontiac, Mich.	256.0	0.0	160.1	100	0	0	0	0	0	0	0	100
347	**	RJM CONSTRUCTION LLC, Golden Valley, Minn.	255.0	0.0	253.0	100	0	0	0	0	0	0	0	19
348	357	GARCO CONSTRUCTION, Spokane, Wash.	252.0	0.0	320.0	77	10	0	0	3	10	0	0	22
349	349	CHARLES PERRY PARTNERS INC., Gainesville, Fla.	251.2	0.0	163.4	100	0	0	0	0	0	0	0	60
350	330	MARCH ASSOCIATES CONSTRUCTION INC., Wayne, N.J.	250.6	0.0	343.0	100	0	0	0	0	0	0	0	0

RANK 2022	RANK 2021	FIRM	2021 REVENUE (\$ MIL)		2021 NEW CONTRACTS	GENERAL BUILDING	MANUFACTURING	POWER	WATER / SEWER / WASTE	INDUS. / PETROLEUM	TRANSPORTATION	HAZARDOUS WASTE	TELECOM	% CM-AT-RISK
			TOTAL	INT'L										
351	**	J.F. BRENNAN CO. INC., La Crosse, Wis.	250.0	0.0	25.0	0	0	16	4	2	20	56	2	0
352	316	QUANDEL ENTERPRISES INC., Harrisburg, Pa.†	250.0	0.0	240.0	60	10	0	10	20	0	0	0	98
353	374	PRIMUS BUILDERS INC., Woodstock, Ga.	247.3	0.0	361.0	83	17	0	0	0	0	0	0	100
354	381	PARRISH CONSTRUCTION GROUP INC., Perry, Ga.	246.0	0.0	300.0	100	0	0	0	0	0	0	0	91
355	**	FORTUNE-JOHNSON GENERAL CONTRACTORS, Peachtree Corners, Ga.	245.8	0.0	504.0	100	0	0	0	0	0	0	0	100
356	**	P. AGNES, Philadelphia, Pa.	245.0	0.0	224.7	100	0	0	0	0	0	0	0	77
357	266	WOHLSSEN CONSTRUCTION CO., Lancaster, Pa.	244.9	0.0	600.8	86	14	0	0	0	0	0	0	51
358	373	BLACH CONSTRUCTION, San Jose, Calif.	244.0	0.0	542.0	100	0	0	0	0	0	0	0	0
359	**	W.G. CLARK CONSTRUCTION CO., Seattle, Wash.	243.9	0.0	305.0	100	0	0	0	0	0	0	0	1
360	346	JAMES E. ROBERTS - ODAYASHI CORP, Danville, Calif.	243.6	0.0	127.6	100	0	0	0	0	0	0	0	0
361	370	WESPAC CONSTRUCTION INC., Phoenix, Ariz.†	243.0	0.0	350.1	100	0	0	0	0	0	0	0	0
362	317	ROEBBELEN CONTRACTING INC., El Dorado Hills, Calif.†	241.5	0.0	228.5	100	0	0	0	0	0	0	0	0
363	361	RONCELLI INC., Sterling Heights, Mich.	241.0	26.0	310.0	71	29	0	0	0	0	0	0	54
364	333	EXECUTIVE CONSTRUCTION INC., Hillside, Ill.	240.0	0.0	27.3	96	0	0	0	0	0	0	4	92
365	352	CF EVANS CONSTRUCTION, Orangeburg, S.C.	238.6	0.0	350.4	100	0	0	0	0	0	0	0	0
366	387	BUCH CONSTRUCTION, Laurel, Md.	237.9	0.0	320.0	100	0	0	0	0	0	0	0	0
367	391	THE JAYNES COS., Albuquerque, N.M.†	236.8	0.0	68.6	100	0	0	0	0	0	0	0	56
368	**	ROGER B. KENNEDY CONSTRUCTION, Altamonte Springs, Fla.	234.1	0.0	302.0	100	0	0	0	0	0	0	0	100
369	**	GALAXY BUILDERS LTD., San Antonio, Texas	232.0	0.0	202.0	100	0	0	0	0	0	0	0	0
370	**	WAGMAN INC., York, Pa.†	231.1	0.0	198.9	16	0	0	2	0	83	0	0	4
371	369	KEY CONSTRUCTION INC., Wichita, Kan.	229.6	0.0	229.6	100	0	0	0	0	0	0	0	54
372	298	CONTEGRA CONSTRUCTION CO., Edwardsville, Ill.	229.3	0.0	442.6	12	0	0	1	87	0	0	0	0
373	**	WILLIAM A RANDOLPH INC., Gurnee, Ill.	228.0	0.0	302.0	100	0	0	0	0	0	0	0	0
374	365	BYRNE CONSTRUCTION SERVICES, Fort Worth, Texas	223.6	0.0	NA	100	0	0	0	0	0	0	0	89
375	**	EPIC MANAGEMENT INC., Piscataway, N.J.†	222.9	0.0	252.6	100	0	0	0	0	0	0	0	47
376	348	R.D. OLSON CONSTRUCTION, Irvine, Calif.	221.0	0.0	480.0	100	0	0	0	0	0	0	0	0
377	378	BARTLETT BRAINARD EACOTT INC., Bloomfield, Conn.	219.5	0.0	70.0	94	6	0	0	0	0	0	0	65
378	388	RUSSELL CONSTRUCTION CO. INC., Davenport, Iowa†	217.2	0.0	385.0	100	0	0	0	0	0	0	0	34
379	359	GHILOTTI CONSTRUCTION CO., Santa Rosa, Calif.	217.1	0.0	203.3	5	0	0	37	0	59	0	0	100
380	383	T N WARD CO., Ardmore, Pa.	215.9	0.0	NA	91	0	7	0	0	1	0	0	156
381	**	CCC GROUP INC., San Antonio, Texas	215.9	10.0	215.9	0	11	5	0	60	15	0	0	0
382	379	LUSARDI CONSTRUCTION CO., San Marcos, Calif.	215.7	0.0	224.0	86	0	0	14	0	0	0	0	0
383	360	RABREN GENERAL CONTRACTORS, Auburn, Ala.	215.0	0.0	256.0	100	0	0	0	0	0	0	0	0
384	**	CLARK CONTRACTORS, Little Rock, Ark.	214.4	0.0	433.3	100	0	0	0	0	0	0	0	100
385	**	IDEAL CONTRACTING LLC, Detroit, Mich.	214.0	0.0	290.0	40	60	0	0	0	0	0	0	33
386	366	COAKLEY & WILLIAMS CONSTRUCTION, Bethesda, Md.	212.5	0.0	275.9	100	0	0	0	0	0	0	0	25
387	386	THE NORWOOD CO., Malvern, Pa.	209.5	0.0	224.0	100	0	0	0	0	0	0	0	100
388	358	ULLIMAN SCHUTTE CONSTRUCTION LLC, Miamisburg, Ohio†	208.0	0.0	483.3	0	0	0	100	0	0	0	0	40
389	339	DORAN COMPANIES, Bloomington, Minn.†	207.8	0.0	202.9	100	0	0	0	0	0	0	0	0
390	**	TONN AND BLANK CONSTRUCTION LLC, Michigan City, Ind.†	207.7	0.0	68.4	98	1	0	0	1	0	0	0	38
391	337	BALDWIN & SHELL CONSTRUCTION CO., Little Rock, Ark.	207.0	0.0	138.0	80	0	0	0	20	0	0	0	60
392	**	GARDNER BUILDERS, Minneapolis, Minn.†	201.0	0.0	240.0	100	0	0	0	0	0	0	0	0
393	392	BELL & ASSOCIATES CONSTRUCTION LP, Brentwood, Tenn.	200.0	0.0	333.0	69	0	0	0	1	30	0	0	66
394	**	SINANIAN DEVELOPMENT INC. DBA SINANIAN, Tarzana, Calif.	198.0	0.0	100.0	100	0	0	0	0	0	0	0	0
395	400	O'SHEA BUILDERS, Springfield, Ill.	195.9	0.0	65.8	100	0	0	0	0	0	0	0	86
396	377	VJS CONSTRUCTION SERVICES, Pewaukee, Wis.	195.0	0.0	111.0	99	1	0	0	0	0	0	0	50
397	**	T. A. LOVING CO., Goldsboro, N.C.	193.9	0.0	120.0	58	0	0	42	0	0	0	0	39
398	367	JUNEAU CONSTRUCTION CO., Atlanta, Ga.	193.9	0.0	190.9	100	0	0	0	0	0	0	0	100
399	**	DUGAN & MEYERS CONSTR. ENTERPRISES, Cincinnati, Ohio†	191.7	0.0	NA	48	0	0	52	0	0	0	0	9
400	**	INDEPENDENCE CONSTRUCTION, Independence, Ohio†	190.0	0.0	200.0	66	13	0	0	0	0	0	0	87

Where to Find the Top 400

FIRM	RANK	FIRM	RANK	FIRM	RANK	FIRM	RANK
A							
Absher Construction Co.	319	Build Group	153	PJ Dick - Trumbull - Lindy Paving	105	Granite Construction Inc.	28
Adolfson & Peterson Construction	75	Bulley & Andrews	261	Dimeo Construction Co.	233	Gray Construction	33
AECOM	10	Burns & McDonnell	38	Dome Construction Inc.	244	Graycor	111
P. Agnes	356	Butz Enterprises Inc.	265	Donohoe Construction Co.	316	Great Lakes Dredge & Dock Co.	130
Alberici-Flintco	35	Byrne Construction Services	374	Doran Companies	389	Grunley Construction Co. Inc.	181
Allied Power	283	C		Doster Construction Co. Inc.	302	H	
Alston Construction	43	Caddell Construction Co. (DE) LLC	107	DPR Construction	7	H&M Co. Inc.	191
Ames Construction Inc.	78	Cajun Industries Holdings LLC	300	Dragados	31	The Hagerman Group	291
Andersen Construction	125	Callahan Construction Managers	248	C.W. Driver Cos.	165	Hanover Co.	135
Anderson Columbia Co. Inc.	192	Carroll Daniel Construction Co.	235	Drymalla Construction Co.	259	BL Harbert International	77
Dick Anderson Construction Inc.	289	Catamount Constructors Inc.	114	Dugan & Meyers Constr. Enterprises	399	Harkins Builders	306
ANDRES Construction Services LLC	208	CBRE	143	Duke Construction	144	Harper Construction Co. Inc.	328
APTIM	94	CCC Group Inc.	381	JE Dunn Construction Group	17	Harper General Contractors	307
Arch-Con Corp.	196	CDM Smith	234	E		Harvey I Harvey-Cleary	58
ARCO Construction Cos.	26	CF Evans Construction	365	ECC	140	Haselden Construction	322
Aristeo Construction Co.	237	D.F. Chase Inc.	326	Edifice Inc.	324	Haskell	62
ASRC Industrial Services	122	Chasse Building Team	227	Electrical Consultants Inc.	220	Hathaway Dinwiddle Construction Co.	57
Auch Construction	346	China Constr. America/Plaza Constr.	108	Elford Inc.	241	Hawaiian Dredging Construction Co. Inc.	159
Austin Industries	32	Choate Construction Co.	82	EMJ Corp.	238	Hawkins Construction Co.	273
B		The Christman Co.	87	Engineered Structures Inc. (ESI)	205	Haydon Building Corp.	331
Baldwin & Shell Construction Co.	391	The Cianbro Cos.	72	Epic Management Inc.	375	Hensel Phelps	14
Balfour Beatty US	20	Cives Steel Co.	247	Eurovia USA (fka The Hubbard Group Inc.)	97	Herzog	104
Barnard Construction Co. Inc.	141	Clancy & Theys Construction	177	Evans General Contractors	81	Hill & Wilkinson General Contractors	310
Barnhill Contracting Co.	172	Clark Construction Co.	221	Executive Construction Inc.	364	HITT Contracting Inc.	29
Barr & Barr Inc.	339	Clark Contractors	384	Exel Pacific Inc.	239	Hoar Construction	89
Bartlett Brainerd Eacott Inc.	377	Clark Group	9	Exyte Americas Holding Inc.	166	Hoffman Construction	48
Bartlett Cocke General Contractors LLC	156	W.G. Clark Construction Co.	359	F		Holder Construction	18
Barton Malow Holdings LLC	30	Clayco	16	Fagen Inc.	266	Holt Construction Corp.	285
Batson-Cook Construction	142	Clune Construction	65	FCI Constructors Inc.	170	Hourigan Group	230
BBL Construction Services LLC	197	Coakley & Williams Construction	386	FCL Builders LLC	63	E.W. Howell Co. LLC	329
Bechtel	2	Coastal Construction Group	129	Ferreira Construction Co. Inc.	161	Hunter Roberts Construction Group LLC	93
The Beck Group	115	Colas Inc.	44	Ferrovial US Construction Corp.	36	Hunzinger Construction Co.	281
Bell & Associates Construction LP	393	Columbia	252	J.H. Findorff & Son Inc.	99	I	
Berglund Construction Co.	327	Commercial Contracting Corp.	254	Flatiron Construction	51	Ideal Contracting LLC	385
Bernards	202	Commodore Builders	280	J. Fletcher Creamer & Son Inc.	223	IMC Construction	231
The Bette Cos.	320	The Conlan Company	46	Fluor	5	Independence Construction	400
Big-D Construction	47	Consigli Construction Co. Inc.	41	Fontaine Bros. Inc.	344	Infrastructure and Energy Alternatives Inc.	42
Bliffinger North America Inc.	183	Construction Partners	106	Fort Myer Construction Corp.	342	INTECH Construction	260
Blach Construction	358	Contegra Construction Co.	372	Fortis Construction Inc.	54	Iovino Enterprises	225
Black & Veatch	45	Jim Cooper Construction Co. Inc.	332	Fortune-Johnson General Contractors	355	IPS-Integrated Project Services LLC	157
Frank L. Blum Construction Co.	336	CORE Construction Group	74	Jordan Foster Construction	290	J	
Blythe Development Co.	343	CRB	121	Frana Cos. Inc.	212	Jacobsen Construction Co. Inc.	127
BNBuilders Inc.	88	Crossland Construction Co. Inc.	59	G		The Jaynes Cos.	367
Boh Bros. Construction Co. LLC	263	Crowder Constructors Inc.	256	Galaxy Builders Ltd.	369	Jingoli - DCO	169
The Boldt Co.	96	CSI Construction Co.	296	Garco Construction	348	Joeris General Contractors Ltd.	215
Bowen Engineering Corp.	337	J.P. Cullen and Sons Inc.	279	Gardner Builders	392	GE Johnson	160
Bozzuto Construction Co.	173	Current Builders	333	Garney Holding Co.	91	W. M. Jordan Co.	150
Bradbury Stamm Construction Inc.	325	D		Gemma Power Systems	275	JPI	257
The Branch Group Inc.	210	Danis	269	Ghiotti Construction Co.	379	JRM Construction Management	126
Brasfield & Gorrie LLC	24	James G. Davis Construction Corp.	118	Gilbane Building Co.	11	Juneau Construction Co.	398
J.F. Brennan Co. Inc.	351	Day & Zimmermann	92	GLY Construction	174	K	
Brinkmann Constructors	116	Deacon Construction LLC	185	Goodfellow Bros.	139	M. B. Kahn Construction Co. Inc.	323
Brown Construction Inc.	313	DeAngelis Diamond Construction	262	Graham Construction	123	Kajima Building & Design Group Inc.	175
Bryan Construction Inc.	338	Dellbrook I JKS	232	Granger Construction Co.	242		
Buch Construction	366	Dennis Group	217				
		Devcon Construction Inc.	49				

Where to Find the Top 400

FIRM	RANK	FIRM	RANK	FIRM	RANK	FIRM	RANK								
KAST Construction Co. LLC	149	Allan Myers	84	William A Randolph Inc.	373	Tellepsen	204								
Kaufman Lynn Construction	276	N		E.E. Reed Construction LP	85	Terminal Construction Corp.	311								
KBE Building Corp.	267			Ridgemont Commercial Construction	309	Tonn and Blank Construction LLC	390								
KBS Inc.	288			River City Construction LLC	330	Torcon Inc.	219								
Lee Kennedy Co.	271			RJM Construction LLC	347	Traylor Construction Group Inc.	158								
Key Construction Inc.	371			James E. Roberts - Obayashi Corp	360	Triton Construction Co. LLC	245								
Kiely Family of Cos.	321			Robins & Morton	66	Truebeck Construction	171								
Kiewit Corp.	3			Rockford Construction Co.	246	The Turner Corp.	1								
Kitchell Corp.	154			Rodgers Builders Inc.	178	Turner Industries Group LLC	37								
Klinger Cos. Inc.	286			Roebelen Contracting Inc.	362	Tutor Perini Corp.	13								
The Kokosing Group of Cos.	52			The Norwood Co.	387	U									
The Korte Co.	201	O		Ulliman Schutte Construction LLC	388										
KPRS Construction	112			The Rudolph Libbe Cos. Inc.	109			United Engineers & Constructors Inc.	224						
Kraemer North America LLC	272			Russell Construction Co. Inc.	378			Urban Atelier Group	304						
Kraus-Anderson Construction Co.	195			Ryan Cos. US Inc.	25			V							
L				Rycon Construction Inc.	167					James R. Vannoy & Sons Construction Co. Inc.	148				
				Okland Corp.	53					VCC LLC	131				
				R.D. Olson Construction	376					Vecellio Group Inc.	243				
				Oltmans Construction Co.	136					VJS Construction Services	396				
				The Opus Group	253					W					
				Orion Group Holdings Inc.	162	Wagman Inc.	370								
				C. Overaa & Co.	264	Walbridge	39								
				P								S&B Engineers and Constructors Ltd.	98	Walsh Construction Co.	229
												Samet Corp.	137	The Walsh Group	15
								Satterfield & Pontikes Construction Inc.	133			T N Ward Co.	380		
Saunders Construction Inc.	270	Webcor	95												
Schimenti Construction Co.	295	Weeks Marine Inc.	110												
Security Paving Co. Inc.	240	Weis Builders Inc.	206												
Sellen Construction	190	The Weitz Co. & Affiliates	80												
SEMA Construction Inc.	292	Wespac Construction Inc.	361												
Sevenson Environmental Services Inc.	298	Wharton-Smith Inc.	147												
Shaw Construction	282	The Whiting-Turner Contracting Co.	6												
Shawmut Design and Construction	73	Wieland	146												
Shelco LLC	315	F.A. Wilhelm Construction	79												
Shiel Sexton Co. Inc.	317	Williams Brothers Construction Co. Inc.	168												
Shimmick	113	Williams Industrial Services Group Inc.	303												
Shook Constrctions	301	Wohlsen Construction Co.	357												
Sinianan Development Inc. dba Sinanian	394	Wood	117												
Skanska USA	8	S. T. Wooten Corp.	305												
Skender	308	Worley	120												
Skyline Enterprises	226	Y													
Sletten Cos.	258			The Yates Cos. Inc.	34										
C D Smith Construction	198			Z											
Snyder Langston	274					Zachry Construction Corp.	184								
Southland Holdings LLC	69					Zachry Group	40								
SpawGlass Holding	207														
Stacy and Witbeck Inc.	134														
Staker Parson Materials & Construction	194														
Stellar	138														
Sterling Construction Co. Inc.	56														
STO Building Group Inc.	4														
Suffolk Construction Co. Inc.	23														
Sukut Construction LLC	218														
Summit Contracting Group Inc.	119														
Sundt Construction Inc.	61														
Superior Construction Holding Co. Inc.	199														
Swinerton	21														
T				Teichert Construction	90										
R&O Construction	187														
Rabren General Contractors	383														
RailWorks	101														
Rand Construction Corp.	213														

Where the 2022 Top 400 Contractors Worked

Region Country Company

A. NORTH AMERICA

Canada

APTIM
ARCO Construction Cos.
Alberici-Flintco
Barnard Construction Co. Inc.
Barton Malow Holdings LLC
Bechtel
Black & Veatch
Burns & McDonnell
CBRE
DPR Construction
Day & Zimmermann
Dennis Group
Dragados
ECC
Flatiron Construction
Fluor
Graham Construction
Granite Construction Inc.
HITT Contracting Inc.
Haskell
Herzog
IPS-Integrated Project Services LLC
Jingoli - DCO
Kiewit Corp.
Lease Crutcher Lewis
Manson Construction Co.
Matrix Service Co.
Michels Corp.
Mortenson
PCL Construction
Parsons Corp.
RailWorks
Roncelli Inc.
STO Building Group Inc.
Southland Holdings LLC
Stellar
The Turner Corp.
The Walsh Group
Traylor Construction Group Inc.

Region Country Company

Tutor Perini Corp.
United Engineers & Constructors Inc.
Walbridge
Weeks Marine Inc.
Wood
Zachry Group

B. LATIN AMERICA

Argentina

CBRE
Fluor

Brazil

CBRE
Dennis Group
Fluor
IPS-Integrated Project Services LLC

Chile

Bechtel
CBRE
Fluor

Colombia

CBRE

Costa Rica

CBRE

Ecuador

Haskell

Guatemala

BL Harbert International
Haskell

Honduras

BL Harbert International
Fluor

Mexico

Alberici-Flintco
BL Harbert International

Where the 2022 Top 400 Contractors Worked

Region Country Company

CBRE
Caddell Construction Co. (DE) LLC
Commercial Contracting Corp.
Gilbane Building Co.
Granite Construction Inc.
Haskell
Kiewit Corp.
Manhattan Construction Group
The Beck Group
The Turner Corp.
Walbridge

Nicaragua

Haskell

Panama

CBRE
China Constr. America/Plaza Constr.
Weeks Marine Inc.

Paraguay

Caddell Construction Co. (DE) LLC

Peru

APTIM
Bechtel
CBRE
Fluor

Suriname

CCC Group Inc.

Uruguay

CBRE
Tutor Perini Corp.

C. CARIBBEAN ISLANDS

Cuba

DPR Construction
Gilbane Building Co.

Greater Antilles

CCC Group Inc.

Region Country Company

Haskell
Orion Group Holdings Inc.

Lesser Antilles

APTIM
Bechtel
Burns & McDonnell
Caddell Construction Co. (DE) LLC
China Constr. America/Plaza Constr.
Coastal Construction Group
Jingoli - DCO
OHL USA Inc.
Orion Group Holdings Inc.
Rockford Construction Co
Southland Holdings LLC

Puerto Rico

APTIM
CBRE
Fluor
Herzog
The Walsh Group
Tutor Perini Corp.

D. EUROPE

Albania

Bechtel

Austria

CBRE

Azerbaijan

Fluor

Belgium

CBRE
Caddell Construction Co. (DE) LLC
ECC
Fluor
Parsons Corp.

Bulgaria

CBRE

Where the 2022 Top 400 Contractors Worked

Region Country Company

Fluor

Croatia

CBRE

Fluor

Czech Rep.

CBRE

Denmark

CBRE

Fluor

IPS-Integrated Project Services LLC

Finland

CBRE

Fluor

France

CBRE

Day & Zimmermann

Georgia

Bechtel

Parsons Corp.

Germany

CBRE

CRB

DPR Construction

ECC

Fluor

Gilbane Building Co.

IPS-Integrated Project Services LLC

Parsons Corp.

Pernix Group Inc.

Greece

CBRE

Caddell Construction Co. (DE) LLC

ECC

Hungary

CBRE

Fluor

Region Country Company

Ireland

Bechtel

CBRE

Fluor

Gray Construction

IPS-Integrated Project Services LLC

STO Building Group Inc.

Italy

CBRE

Caddell Construction Co. (DE) LLC

ECC

Parsons Corp.

Netherlands

CBRE

Caddell Construction Co. (DE) LLC

DPR Construction

Fluor

Norway

CBRE

DPR Construction

Poland

CBRE

Fluor

Portugal

CBRE

ECC

Romania

Bechtel

Bryan Construction Inc.

CBRE

ECC

Russia

CBRE

Caddell Construction Co. (DE) LLC

Fluor

Serbia

Bechtel

Where the 2022 Top 400 Contractors Worked

Region Country Company

CBRE

Slovakia

CBRE

Fluor

Slovenia

CBRE

Spain

CBRE

ECC

Gilbane Building Co.

IPS-Integrated Project Services LLC

Sweden

BL Harbert International

CBRE

Fluor

Switzerland

CBRE

CRB

DPR Construction

IPS-Integrated Project Services LLC

Ukraine

Fluor

United Kingdom

APTIM

Bechtel

Burns & McDonnell

CBRE

ECC

Fluor

Gilbane Building Co.

IPS-Integrated Project Services LLC

MWH

Parsons Corp.

STO Building Group Inc.

Southland Holdings LLC

The Turner Corp.

Region Country Company

E. MIDDLE EAST

Afghanistan

Caddell Construction Co. (DE) LLC

Fluor

The Weitz Co. & Affiliates

Bahrain

Bechtel

ECC

Great Lakes Dredge & Dock Co.

The Weitz Co. & Affiliates

Iraq

BL Harbert International

CBRE

The Weitz Co. & Affiliates

Israel

CBRE

CDM Smith

Gilbane Building Co.

MWH

Jordan

The Turner Corp.

Kuwait

Fluor

The Turner Corp.

The Weitz Co. & Affiliates

Lebanon

BL Harbert International

CDM Smith

Parsons Corp.

Oman

Bechtel

CBRE

Qatar

BL Harbert International

Bechtel

CBRE

Where the 2022 Top 400 Contractors Worked

Region Country Company

Fluor

The Weitz Co. & Affiliates

Saudi Arabia

Bechtel

CBRE

CDM Smith

Caddell Construction Co. (DE) LLC

Fluor

Gilbane Building Co.

The Turner Corp.

The Weitz Co. & Affiliates

Tutor Perini Corp.

Turkey

BL Harbert International

CBRE

ECC

Fluor

The Turner Corp.

United Arab Emirates

Bechtel

CBRE

Parsons Corp.

The Turner Corp.

F. ASIA

Bangladesh

CBRE

Cambodia

Haskell

China (P.R.C.)

Black & Veatch

CBRE

Fluor

Diego Garcia

Gilbane Building Co.

Parsons Corp.

Tutor Perini Corp.

Region Country Company

Hong Kong (P.R.C.)

CBRE

India

BL Harbert International

Bechtel

Black & Veatch

CBRE

Caddell Construction Co. (DE) LLC

Fluor

IPS-Integrated Project Services LLC

The Turner Corp.

Indonesia

BL Harbert International

Black & Veatch

CBRE

Fluor

Japan

APTIM

CBRE

Gilbane Building Co.

Parsons Corp.

The Weitz Co. & Affiliates

Kazakhstan

Bechtel

Fluor

Korea, South

APTIM

BL Harbert International

CBRE

DPR Construction

Gilbane Building Co.

Parsons Corp.

Kyrgyzstan

CBRE

Malaysia

CBRE

Fluor

Where the 2022 Top 400 Contractors Worked

Region Country Company

Haskell

The Turner Corp.

Philippines

Black & Veatch

CBRE

Fluor

Haskell

Tutor Perini Corp.

Singapore

Black & Veatch

CBRE

DPR Construction

Fortis Construction Inc.

Haskell

Sri Lanka

Caddell Construction Co. (DE) LLC

Taiwan (R.O.C)

Bechtel

CBRE

Fluor

Thailand

BL Harbert International

Black & Veatch

CBRE

The Turner Corp.

Turkmenistan

Caddell Construction Co. (DE) LLC

Vietnam

Black & Veatch

CBRE

The Turner Corp.

G. AUSTRALIA/OCEANIA

Australia

Bechtel

CBRE

Region Country Company

Fluor

Matrix Service Co.

PCL Construction

New Zealand

CBRE

Pacific Islands

APTIM

Gilbane Building Co.

Parsons Corp.

Pernix Group Inc.

Tutor Perini Corp.

H. NORTH AFRICA

Egypt

Bechtel

CDM Smith

The Turner Corp.

The Weitz Co. & Affiliates

Morocco

BL Harbert International

CBRE

Niger

BL Harbert International

CBRE

Pernix Group Inc.

Pernix Group Inc.

Sub Sahara

Bryan Construction Inc.

Gilbane Building Co.

I. CENTRAL AND SOUTHERN AFRICA

Angola

Bechtel

Botswana

CBRE

Where the 2022 Top 400 Contractors Worked

Region Country *Company*

Fluor

Region Country *Company*

D.R. Congo (Zaire)

Haskell

Ghana

Fluor

Guinea

Fluor

Kenya

CBRE

Caddell Construction Co. (DE) LLC

Mozambique

Fluor

Pernix Group Inc.

Rwanda

CBRE

South Africa

CBRE

Fluor

Uganda

CBRE

Fluor

Pernix Group Inc.

Zambia

CBRE

J. ANTARCTIC/ARCTIC

Antarctic/Artic

Parsons Corp.

2022 Top 400 Contractors – Subsidiaries by Rank

Rank Company Subsidiary

2 Bechtel

BNT International Company
Bechtel Construction Operation, Inc.
Bechtel Corporation
Bechtel Global Energy Inc.
Bechtel Global Infrastructure & Minerals Inc.
Bechtel India Private Ltd.
Bechtel Nuclear, Security & Environmental, Inc.

3 Kiewit Corp.

Cherne Contracting Corporation
Construction Kiewit Cie
Ganotec Inc.
Kiewit Building Group Inc.
Kiewit Canada Group Inc
Kiewit Engineering Group Inc
Kiewit Foundations Co.
Kiewit Infrastructure Co.
Kiewit Infrastructure South Co.
Kiewit Infrastructure West Co.
Kiewit Offshore Services Ltd.
Kiewit Power Constructors Co.
Kiewit Water Facilities South Co.
Mass. Electric Construction Co.
Peter Kiewit Sons ULC
T.E. Ibberson Company
TIC - The Industrial Company

4 STO Building Group Inc.

Abbott Construction
Ajax Building Company
BCCI Construction
Govan Brown
LF Driscoll
Layton Construction
Pavarini Construction
Pavarini McGovern
RC Andersen
Structure Tone Global Services
Structure Tone International

Rank Company Subsidiary

Structure Tone LLC
Structure Tone Southwest

5 Fluor

Fluor Constructors International Inc.
Fluor Enterprises Inc.

8 Skanska USA

Skanska USA Building
Skanska USA Civil

9 Clark Group

CBG Building Company
Edgemoor Real Estate and Infrastructure
Guy F. Atkinson Construction
S2N Technology Group
Shirley Contracting Company

11 Gilbane Building Co.

G.O. Services
GRS Disaster Recovery
Gilbane Federal

12 PCL Construction

Construction PCL Inc.
Melloy Industrial Services Inc.
Nordic PCL Construction, Inc.
PCL Aquatics Centre 2012 Ltd.
PCL Builders Inc.
PCL Civil Constructors, Inc.
PCL Construction Enterprises, Inc.
PCL Construction Management Inc.
PCL Construction Resources (U.S.A.) Inc.
PCL Construction Resources Inc.
PCL Construction Services, Inc.
PCL Construction, Inc.
PCL Constructors Canada Inc.
PCL Constructors Inc.
PCL Constructors Northern Inc.

2022 Top 400 Contractors – Subsidiaries by Rank

Rank Company Subsidiary

PCL Constructors Northern Ontario Inc.
PCL Constructors Pacific Rim Pty Ltd.
PCL Constructors Westcoast Inc.
PCL Energy Inc.
PCL Humber LRC 2013 Ltd.
PCL Industrial Construction Co.
PCL Industrial Constructors Inc.
PCL Industrial Management Inc.
PCL Industrial Services, Inc.
PCL Investments Canada
PCL McMaster 2014 Ltd.
PCL NSP 2021 Ltd.
PCL Ottawa Heart Institute 2014 Ltd.
PCL Regina Stadium 2014 Ltd.

13 Tutor Perini Corp.

Becho Inc.
Black Construction
Frontier - Kemper
Lunda Construction
Perini Management Services
Roy Anderson Corp.
Rudolph & Sletten
Tutor Perini Building Corp
Tutor Perini Civil Construction

16 Clayco

CRG
Concrete Strategies
Lamar Johnson Collaborative
Ventana

19 Mortenson

M.A. MORTENSON COMPANY
MORTENSON INTERNATIONAL, INC.

20 Balfour Beatty US

Balfour Beatty Communities
Balfour Beatty Construction
Balfour Beatty Infrastructure

Rank Company Subsidiary

Balfour Beatty Rail
Fru-Con

22 McCarthy Holdings Inc.

MC Industrial, Inc
McCarthy Building Companies, Inc

23 Suffolk Construction Co. Inc.

FUSE Builds
FUSE Builds East
FUSE Builds West
FUSE Equipment
FUSE Specialty

26 ARCO Construction Cos.

ARCO Beverage Group
ARCO Business Services
ARCO Construction Company
ARCO Construction Company Mountain West
ARCO Design/Build Atlanta
ARCO Design/Build Atlanta BTS
ARCO Design/Build Charleston
ARCO Design/Build Charlotte
ARCO Design/Build Houston
ARCO Design/Build Indianapolis
ARCO Design/Build Industrial Baltimore
ARCO Design/Build Industrial New York
ARCO Design/Build Industrial Philadelphia
ARCO Design/Build Industrial Richmond
ARCO Design/Build Jacksonville
ARCO Design/Build Memphis
ARCO Design/Build Raleigh
ARCO Design/Build Salt Lake City
ARCO Living Group
ARCO Murray Construction Company
ARCO National Construction
ARCO National Construction KC
ARCO National Great Lakes
ARCO National New England
ARCO National Northwest
ARCO National Ohio Valley

2022 Top 400 Contractors – Subsidiaries by Rank

Rank Company Subsidiary

ARCO National Pacific Coast
 ARCO Senior Living/Multi-Family Construction Company
 ARCO/Murray Agricultural Controlled Environments
 ARCO/Murray International Construction Toronto, ULC
 ARCO/Murray National
 ARCO/Murray National Chicago Multi-Family
 ARCO/Murray National Dallas
 ARCO/Murray National Denver
 ARCO/Murray National Mission Critical
 ARCO/Murray National Nashville
 ARCO/Murray National Nor-Cal
 ARCO/Murray National Process Solutions
 ARCO/Murray National Tenant Solutions

27 Michels Corp.

Michels Canada Co.
 Michels Construction, Inc.
 Michels Pacific Energy, Inc.
 Michels Pipeline, Inc.
 Michels Power, Inc.
 Michels Road & Stone, Inc.
 Michels Utility Services, Inc.

28 Granite Construction Inc.

Granite Inliner
 Granite Power, Inc
 Intermountain Slurry Seal
 International Directional Services (IDS)
 Layne, A Granite Company (Layne)
 Liner Products
 LiquiForce, a Granite Company (LiquiForce)

30 Barton Malow Holdings LLC

AllTrade Industrial Contractors
 Barton Malow Builders LLC
 Barton Malow Company
 LIFTBuild

Rank Company Subsidiary

31 Dragados

Dragados Canada, Inc.
 Dragados USA, Inc.
 J.F. White Contracting Co.
 John P. Picone, Inc.
 Prince Contracting, LLC
 Pulice Construction, Inc.
 Schiavone Construction Co., LLC

32 Austin Industries

Austin Bridge & Road
 Austin Commercial
 Austin Industrial

33 Gray Construction

Anderson Dahlen, Inc., A Gray Company
 Gray Development, A Gray Company
 Gray Ohio Valley
 Gray Solutions, A Gray Company
 Gray West
 InLine Engineers, A Gray Company
 Spec Engineering, A Gray Company
 Spencer Bristol Engineering, A Gray Company
 Willett Engineering, A Gray Company

34 The Yates Cos. Inc.

American Industrial Construction LLC
 Blaine Construction Corporation
 Edwards Electric Service LLC
 JESCO, Inc.
 Merit Electrical Inc.
 Superior Asphalt Inc
 W.G. Yates & Sons Construction Company
 Yates Constructors LLC
 Yates Engineers LLC
 Yates Services LLC

35 Alberici-Flintco

Alberici Constructors, Inc.
 Alberici Constructors, Ltd.

2022 Top 400 Contractors – Subsidiaries by Rank

Rank Company Subsidiary

CAS Constructors, LLC
Flintco, LLC
WWPS, LLC

37 Turner Industries Group LLC

Turner Industrial Maintenance, LLC
Turner Specialty Services, LL

38 Burns & McDonnell

AZCO
Ref-Chem

40 Zachry Group

JV Industrial
Zachry Engineering Corporation
Zachry Nuclear Engineering

41 Consigli Construction Co. Inc.

Consigli & Associates, LLC
Consigli Construction New York, LLC

42 Infrastructure and Energy Alternatives Inc.

ACC Mountain West
ACC West Coast
Bianchi Electric
IEA Constructors
Ragnar Benson
Saiia Construction
White Construction
William Charles Construction
William Charles Electric

44 Colas Inc.

Barrett Industries
Branscome
Colas Construction USA Inc.
Colas Solutions

Rank Company Subsidiary

Colaska Group
Delta
Reeves Group
Simon
Sully-Miller

45 Black & Veatch

Black & Veatch Construction, Inc.
Black & Veatch Corporation
Black & Veatch International
Black & Veatch LTD of Michigan
Black & Veatch Management Consulting, LLC
Black & Veatch New York LLP
Black & Veatch Special Projects Corp
Overland Contracting, Inc.

47 Big-D Construction

Dovetail
Johnson Carlier
Martin Harris
McAlvain

48 Hoffman Construction

Hoffman Mechanical Corporation
Hoffman Specialty Contracting
Hoffman Structures
Ming Surveyors
Precision Construction

50 Lendlease

Lendlease (US) Construction Inc.
Lendlease (US) Construction Inc.
Lendlease (US) Construction Inc.
Lendlease (US) Construction LMB Inc.
Lendlease (US) Construction LMB Inc.
Lendlease (US) Construction LMB Inc.
Lendlease (US) Public Partnerships LLC

2022 Top 400 Contractors – Subsidiaries by Rank

Rank Company Subsidiary

51 Flatiron Construction

AECON/FLATIRON/DRAGADOS/EBC GP
 BRANCH/FLATIRON
 DRAGADOS/FLATIRON
 DRAGADOS/VINCI/FLATIRON/DCB
 EE CRUZ AND COMPANY, INC
 FCI/FLUOR/PARSONS, A JV
 FLATIRON - CENTRAL
 FLATIRON CONSTRUCTION CORP
 FLATIRON CONSTRUCTORS CANADA L
 FLATIRON MID-ATLANTIC
 FLATIRON WEST, INC.
 FLATIRON-AECON JOINT VENTURE
 FLATIRON-AECON WCRR JV BOW RIV
 FLATIRON/AECOM LLC
 FLATIRON/BDC GREENSBORO
 FLATIRON/BDC, A JV
 FLATIRON/BRANCH
 FLATIRON/DRAG/AECON/LAFARG
 FLATIRON/DRAGADOS, A JV
 FLATIRON/DRAGADOS, JV
 FLATIRON/DRAGADOS/SUKUT, A JV
 FLATIRON/DRILL TECH
 FLATIRON/GRAHAM, A JV
 FLATIRON/GRAHAM/PARSONS, A JV
 FLATIRON/KIEWIT, A JV
 FLATIRON/LANE
 FLATIRON/SKANSKA/STACY-WITBECK
 FLATIRON/UNITED, A JV
 FLATIRON/ZACHRY
 FLUOR/BALFOUR/FLATIRON/DRAGADO
 GRAHAM FLATIRON JV
 I-405 BELLEVUE TO LYNNWOOD
 KIEWIT/FLATIRON, A JV
 PULICE/FNF/FLATIRON JV
 ROCKSTAD, JV
 SAN DIEGO AIRPORT
 SIGNATURE ON THE ST LAWRENCE
 STONEY TRAIL CONSTRUCTORS
 TRANS-PARK HIGHWAY CONSTRUCTOR

52 The Kokosing Group of Cos.

Area Aggregates, LLC

Rank Company Subsidiary

Corna Kokosing Construction Company
 Cuyahoga Asphalt Materials, Inc.
 Integrity Kokosing Pipeline Services
 Kokosing Construction Company, Inc.
 Kokosing Industrial, Inc.
 Kokosing Materials, Inc.
 Kokosing, Inc.
 McGraw/Kokosing, Inc.
 The Olen Corporation

53 Okland Corp.

Field Labor Corporation
 Okland Construction Co., Inc.
 Okland Corporation
 Okland Management Corporation

56 Sterling Construction Co. Inc.

DeWitt Excavation, LLC
 J. Banicki Construction Company, Inc.
 LK Gregory Construction, Inc.
 Myers and Sons Construction, L.P.
 Myers and Sons Construction, LLC
 Plateau Excavation, Inc.
 Ralph L. Wadsworth Construction Company
 Road and Highway Builders, LLC
 Tealstone Commercial, Inc.
 Tealstone Residential Concrete, Inc.
 Texas Sterling Construction Co.

60 J.T. Magen & Co. Inc.

JTM Construction Group Inc.

62 Haskell

Benham
 Dysruptek
 Seiberling

67 Pepper Construction

Pepper Construction Company

2022 Top 400 Contractors – Subsidiaries by Rank

Rank Company Subsidiary

Pepper Construction Indiana
Pepper Construction Ohio

69 Southland Holdings LLC

American Bridge Bahamas
American Bridge Canada
American Bridge International UK
American Bridge Manufacturing
Heritage Materials, LLC
Johnson Bros. Corporation
Oscar Renda Contracting, Inc.
Southland Contracting, Inc.
Southland Mole of Canada
Southland Renda Joint Venture

70 Lane Industries Inc.

The Lane Construction Corporation

72 The Cianbro Cos.

AZ Corporation
Cianbro Constructors
Cianbro Corporation
Cianbro Development
Cianbro Equipment
Cianbro Fabrication & Coating
Cianbro Properties
Starcon International Inc.

75 Adolfson & Peterson Construction

AP Gulf States, Inc.
AP Midwest, LLC
AP Mountain States, LLC
AP Southwest, LLC

76 OHL USA Inc.

Community Asphalt Corporation
Judlau Contracting, Inc.
OHL Building, Inc.
OHLA USA, Inc.

Rank Company Subsidiary

79 F.A. Wilhelm Construction

Freitag-Weinhardt Inc
Industrial Electric
Poynter Sheet Metal
RSQ Fire Protection

80 The Weitz Co. & Affiliates

Contrack Watts

83 Manhattan Construction Group

Cantera Concrete Company
Manhattan Construction Company
Manhattan International Construction
Company, Ltd.
Manhattan Pipeline, LLC
Manhattan Road & Bridge Company
Safe Zone, LLC
Spectrum Contracting, Inc.

85 E.E. Reed Construction LP

Davis/Reed Construction, Inc.
E.E. Reed Construction, L.P.
E.E. Reed East Coast
Zapalac/Reed Construction Co., L.P.

86 The McShane Cos.

Cadence McShane Construction Company
McShane Construction Company

87 The Christman Co.

Christman Constructors, Incorporated
Christman Facility Solutions
Christman Mid-Atlantic Constructors, LLC
Christman Millwork, LLC

91 Garney Holding Co.

A&W Maintenance & Coatings, LLC
Garney Companies, Inc.

2022 Top 400 Contractors – Subsidiaries by Rank

Rank Company Subsidiary

Garney Federal, Inc.

Garney Pacific, Inc.

92 Day & Zimmermann

D&Z of Canada Corporation

Day & Zimmermann International, Inc

Day & Zimmermann Management Services, Inc.

Day & Zimmermann NPS, Inc.

The Atlantic Group, Inc. - dba DZ Atlantic

97 Eurovia USA (fka The Hubbard Group Inc.)

Blythe Construction, Inc.

Eurovia Atlantic Coast, LLC

Hubbard Construction Company

98 S&B Engineers and Constructors Ltd.

Bibb Engineers, Architects, & Constructors LLC

Ford, Bacon & Davis, LLC

S&B Engineers and Constructors, Ltd.

S&B Fabrication Services, Ltd

S&B Group International, Ltd.

S&B Infrastructure Construction, Ltd.

S&B Infrastructure Engineering, Ltd.

S&B Infrastructure Private, Ltd.

S&B Infrastructure Private, Ltd.

S&B Northeast Operations, Ltd.

S&B Pipeline Division, Ltd.

S&B Plant Services, Ltd.

TAI Engineers LLC

101 RailWorks

Track

Transit

103 O'Neil Industries Inc.

W.E. O'Neil Construction Co.

W.E. O'Neil Construction Co. of Arizona

W.E. O'Neil Construction Co. of California

Rank Company Subsidiary

W.E. O'Neil Construction Co. of Colorado

W.E. O'Neil Construction Co. of San Diego

W.E. O'Neil Construction Co. of Tennessee

104 Herzog

Herzog Contracting Corp.

Herzog Railroad Services, Inc.

Herzog Services, Inc.

Herzog Technologies, Inc.

Herzog Transit Services, Inc.

108 China Constr. America/Plaza Constr.

CCA Civil

CCA South America

Plaza Construction

Strategic Capital

109 The Rudolph Libbe Cos. Inc.

GEM Energy LLC

GEM Facility Management

GEM Inc.

Lehman Daman Construction Services

Rudolph Libbe Inc.

Rudolph Libbe Properties Inc.

110 Weeks Marine Inc.

Healy Tibbitts Builders, Inc.

M.P. Howlett, Inc.

McNally Construction

North American Aggregates

111 Graycor

Graycor Construction Company

Graycor Industrial Constructors

Graycor Southern

112 KPRS Construction

BergmanKPRS Construction LLC

2022 Top 400 Contractors – Subsidiaries by Rank

Rank Company Subsidiary

Dreyfuss Builders LLC
KPRS Construction Services, Inc.
KPRS Hawaii Construction

113 Shimmick

Legacy Foundations
Shimmick Construction Company, Inc.

120 Worley

Advisian
IntecSea
JESA
Worley Field Services
Worley International

122 ASRC Industrial Services

Arctic Pipe Inspection (API)
Arctic Testing & Inspection (ATI)
BC Site Services (BCSS)
Brad Cole Construction (BCC)
D. Zelinsky & Sons (DZ)
D2 Industrial Services (D2)
EQM
EQM Services (EQMS)
F.D. Thomas, Inc. (FDT)
FDT Structural Specialties (FDTSS)
FDTWI
GES
Gulf Coast Industrial
HRCS
Hudspeth
K2 Industrial Services (K2)
KM Industrial (KMI)
Mavo Concrete Sawing Services
Mavo Systems
National Environmental Group (NEG)
Niles Construction Services (NCS)
Northwest Demolition & Dismantling (NWDD)
Omega
Petrochem
RSI EnTech

Rank Company Subsidiary

RSI Services
US Coatings (USC)
US Coatings Federal (USCF)

123 Graham Construction

Gracorp, Inc.
Graham Construction & Management, Inc.
Graham Construction Services, Inc.
Graham Construction, Inc.
Graham Contracting Ltd.
Milender White Inc.
Moltz Construction, Inc.

129 Coastal Construction Group

Coastal Condos
Coastal Condos II
Coastal Condos of Central Florida
Coastal Construction Company
Coastal Construction International Holdings
Coastal Construction of Bakers Bay
Coastal Construction of Central Florida
Coastal Construction of Miami-Dade
Coastal Construction of Palm Beach
Coastal Construction of Tampa
Coastal Homes

133 Satterfield & Pontikes Construction Inc.

Eagle Contracting
Greco Structures
Rollcon
Westway Construction

134 Stacy and Witbeck Inc.

Modern Communication Systems, Inc.
Modern Manufacturing, Inc.
Modern Railway Systems, Inc.

2022 Top 400 Contractors – Subsidiaries by Rank

Rank Company Subsidiary

139 Goodfellow Bros.

Blasting Technology, Inc.
Goodfellow Bros. California, LLC
Goodfellow Bros. LLC

140 ECC

ECC Constructor, LLC
ECC Environmental, LLC
ECC International, LLC

141 Barnard Construction Co. Inc.

BFBC, LLC
Barnard Bessac JV
Barnard Pipeline
Barnard of Canada, Inc.
Barnard of Nevada, Inc.
Keiwiit Barnard JV

143 CBRE

CBRE Heery, Inc.
Turner & Townsend 60% ownership as of November 1, 2021

145 The PENTA Building Group

SJ Amoroso Construction
The PENTA Building Group

151 Matrix Service Co.

Matrix NAC
Matrix PDM Engineering
Matrix Service

152 Lease Crutcher Lewis

Lease Crutcher Lewis Construction ULC
Lease Crutcher Lewis LLC
Lease Crutcher Lewis WA LLC

Rank Company Subsidiary

154 Kitchell Corp.

Kitchell CEM
Kitchell Contractors
hardison/downey, Inc.

156 Bartlett Cocke General Contractors LLC

Bartlett Cocke Industrial, LLC

157 IPS-Integrated Project Services LLC

IPS BioEngineering Technology (Shanghai) Co., Ltd
IPS BioPharmaceutical Technology Consulting (Tianjin) LLC
IPS International Private Ltd.
IPS-Integrated Project Services (Germany) GmbH
IPS-Integrated Project Services (Ireland) Limited
IPS-Integrated Project Services GmbH
IPS-Integrated Project Services Limited
IPS-Integrated Project Services Pte. Ltd.
IPS-Integrated Project Services, ULC
IPS-Mehtalia Pvt. Ltd.
IPS-Serviços de Projetos Integrados Ltda.
Linesight
The Cardinal Group USA, LLC

159 Hawaiian Dredging Construction Co. Inc.

HDCC Guam LLC

160 GE Johnson

H.W. Houston Construction Company

161 Ferreira Construction Co. Inc.

American Pile and Foundation
Ferreira Power Group

2022 Top 400 Contractors – Subsidiaries by Rank

Rank Company Subsidiary

Ferreira Power West
Valiant Energy Service
Valiant Power Group
Vanguard Energy Partners

162 Orion Group Holdings Inc.

Orion Administrative Services, Inc
Orion Concrete Construction, LLC
Orion Construction, LP
Orion Corporate Services, LLC
Orion Government Services, LLC
Orion Industrial Construction, LLC
Orion Marine Contractors, Inc.
Schnieder Engineering & Design

163 MWH

MWH Treatment
Methuen Construction Co., Inc.
Slayden Constructors, Inc.

165 C.W. Driver Cos.

C.W. Driver
Driver SPG
Good & Roberts

166 Exyte Americas Holding Inc.

Exyte U.S., Inc.
Total Facility Solutions, Inc.

169 Jingoli - DCO

DM Energy Partners, LLC
Goldstar Energy Group, Inc.
JDC Energy Services, LLC
Jet Electrical Testing, LLC
Jingoli Construction, LLC / Jingoli Nuclear
Services, LLC
Jingoli Power, LLC
Sustainable Engineering Services, LLC

Rank Company Subsidiary

170 FCI Constructors Inc.

FCI Constructors of New Mexico, LLC
FCI Constructors of Wyoming, LLC
NEZ/FCI

173 Bozzuto Construction Co.

Bozzuto Building
Bozzuto Contracting Company
Bozzuto Contractors, Inc.

176 Parsons Corp.

Parsons Environment & Infrastructure
Parsons Government Services
Parsons Transportation

180 Millie and Severson General Contractors

Millie and Severson - Northern California
Millie and Severson - Southern California

183 Bilfinger North America Inc.

Bilfinger Inc.
Bilfinger Industrial Services Inc.
Centennial Contractors

184 Zachry Construction Corp.

Zachry Underground & Utility Services, Inc.

185 Deacon Construction LLC

Deacon Construction, LLC
Deacon Construction, LLC
Deacon Construction, LLC

186 LEMOINE

DCMC Partners
Matrix Building Systems
Workforce Group

2022 Top 400 Contractors – Subsidiaries by Rank

Rank Company *Subsidiary*

188 PARIC Holdings

Aptos
Henning Companies
Lewis & Clark
PARIC Corporation
TES

191 H&M Co. Inc.

Concrete Systems Co., LLC
Electrical Systems Co., Inc.
H&M Architects/Engineers, Inc.
H&M Industrial Services, Inc.

192 Anderson Columbia Co. Inc.

A MINING GROUP ii
CORRIDOR MINING
DURASTRESS
EAGLE ROOFING
JUNCTION CITY MINING LLC

199 Superior Construction Holding Co. Inc.

Superior Construction Co., Inc.
Superior Construction Southeast LLC

201 The Korte Co.

Korte Design, Inc.

202 Bernards

Bernards Builders, Inc.

203 The Middlesex Corp.

Mass. Ready-Mix, LLC
Middlesex Asphalt, LLC
Middlesex Materials Holdings, Inc.
Middlesex Paving, LLC

Rank Company *Subsidiary*

204 Tellepsen

Building Concrete Solutions
Tellepsen Builders
Tellepsen Industrial
Tellepsen Interiors
Tellepsen Services
Total Specialty Services

207 SpawGlass Holding

SpawGlass Civil Construction Inc
SpawGlass Construction Corp
SpawGlass Contractors, Inc

209 Phillips Infrastructure Holdings Inc.

Phillips & Jordan
Row Con

210 The Branch Group Inc.

Branch Builds, Inc.
Branch Civil, Inc.
Branch MEP

217 Dennis Group

Dennis Brasil Engenharia Ltda
Dennis Group Canada Inc.
Dennis Group International, Unipessoal Lda
IFAB Engineering Partners Ltd
Tech4Food Engineering & Innovation Lda
The Dennis Engineering Group, LLC
The Dennis Group, Inc.

220 Electrical Consultants Inc.

EPC Services Company

223 J. Fletcher Creamer & Son Inc

Creamer Jingoli LLC
Creamer Ruberton Joint Venture
Creamer-Sanzari Joint Venture

2022 Top 400 Contractors – Subsidiaries by Rank

Rank Company Subsidiary

J. Fletcher Creamer & Son, Inc.

224 United Engineers & Constructors Inc.

Imperia Engineering Partners LLC

225 Iovino Enterprises

JTRACK LLC

MLJ CONTRACTING CORP

TC ELECTRIC LLC

WELKIN MECHANICAL LLC

226 Skyline Enterprises

ACCEND Construction

Servicemark Construction

Skyline Capital Builders

Unimark Construction

228 Manson Construction Co.

Manson Marine Canada, Ltd.

230 Hourigan Group

Hourigan

233 Dimeo Construction Co.

Grande Masonry

234 CDM Smith

CDM Constructors Inc

CDM Federal Programs

The Louis Perry Group

237 Aristeo Construction Co.

Aristeo Installation

240 Security Paving Co. Inc.

Security Paving Company, Inc

Rank Company Subsidiary

243 Vecellio Group Inc.

Hal Jones Contrator

Murray Logan, LLC

Ranger Construction Industries, Inc.

Sharpe Bros.

Vecellio & Grogan, Inc.

249 Pernix Group Inc.

BE&K Building Group

Pernix Federal, LLC.

Pernix Fiji, Ltd.

Pernix Guam, LLC

Pernix Kaseman JV LLC

Vanuatu Utilities & Infrastructure, Ltd.

251 Lyles Construction Group

American Paving Co.

Lyles Utility Company

New England Sheet Metal and Mechanical Co.

W. M. Lyles Co.

254 Commercial Contracting Corp.

Commercial Contracting de Mexico

256 Crowder Constructors Inc.

Crowder Construction Company

Crowder Industrial Construction LLC

257 JPI

JPI

258 Sletten Cos.

OS Construction Services, Inc.

Resolute Performance Iron, Inc.

SCC Energy Services, Inc.

SCC Inspection Services, Inc.

Sletten Construction Company

Sletten Construction of Nevada, Inc.

2022 Top 400 Contractors – Subsidiaries by Rank

Rank Company Subsidiary

Sletten Construction of Wyoming, Inc.

261 Bulley & Andrews

Bulley & Andrews Concrete Restoration

Bulley & Andrews Mansonry Restoration

263 Boh Bros. Construction Co. LLC

Broadmoor LLC

265 Butz Enterprises Inc.

Alexander Building Construction Co.

Alvin H. Butz, Inc.

Procida Butz

Shoemaker Construction Co.

267 KBE Building Corp.

KBE-NY, LLC

New Valley Construction, LLC

268 New South Construction Co.

Peachtree Equipment Company

270 Saunders Construction Inc.

Heath Construction, LLC dba Saunders Heath

Saunders Express, LLC

Saunders Norwood Construction, LLC

275 Gemma Power Systems

GEMMA PLANT OPERATIONS, LLC

GEMMA RENEWABLE POWER LLC

282 Shaw Construction

Shaw Builders LLC

Shaw Construction LLC

Shaw Construction of Wyoming

Rank Company Subsidiary

283 Allied Power

Allied Group Holdings, LLC

Allied Group Intermediate Holdings, LLC

Allied Group SPV, LLC

Allied Power Holdings, LLC

Allied Power Management, LLC

Allied Power Plant Services, LLC

Allied Power Resources Michigan, LLC

Allied Power Resources, LLC

Allied Power Services Michigan, LLC

Allied Power Services, LLC

Allied Power Sole Member, LLC

286 Klinger Cos. Inc.

Gleeson Constructors & Engineers, L.L.C.

Klinger Constructors, LLC

W.A. Klinger, L.L.C.

Younglove Construction, L.L.C.

288 KBS Inc.

KBS, Inc.

292 SEMA Construction Inc.

SEMA Precast

299 Perlo Construction

Perlo Structures

300 Cajun Industries Holdings LLC

Cajun Engineering Solutions, LLC

Cajun Industries, LLC

314 Pioneer General Contractors Inc.

Metal Tech Building Specialists

Tailored Building Systems

2022 Top 400 Contractors – Subsidiaries by Rank

Rank Company *Subsidiary*

317 Shiel Sexton Co. Inc.

Anova Technical Services

318 Morley Builders

*Benchmark Contractors, Inc.
Morley Construction Company*

321 Kiely Family of Cos.

*AE Stone Ince
JF Kiely Construction
JF Kiely Construction of PA
K Moorea Co
Kiely Pipeline Integrity*

322 Haselden Construction

HRS Restoration Services

330 River City Construction LLC

*A&H Steel
A&H Steel*

338 Bryan Construction Inc.

*Bryan 77 Construction JV LLC
Bryan International*

345 GH Phipps Construction Cos.

*GH Phipps Wyoming
MB BIM*

352 Quandel Enterprises Inc.

*J. Vinton Shafer Construction LLC
Performance Construction Company
Pyramid Construction Services LLC
Quandel Construction Group LLC*

Rank Company *Subsidiary*

361 Wespac Construction Inc.

Wespac Construction

362 Roebbelen Contracting Inc.

Roebbelen Construction Management Services, Inc.

367 The Jaynes Cos.

*Jaynes Corporation
Jaynes Corporation of Colorado
Jaynes Corporation of Texas
Jaynes Structures*

370 Wagman Inc.

*Wagman Construction, Inc.
Wagman Heavy Civil, Inc.
Wagman Heavy Civil, Inc.
Wagman Heavy Civil, Inc.*

375 Epic Management Inc.

*Epic Interiors, LLC
Epic Millwork, LLC*

378 Russell Construction Co. Inc.

*Russell Construction Co., Inc.
Russell HBD LLC
Russell Merit*

388 Ulliman Schutte Construction LLC

*Clark US LLC
Construction Engineers - US, A Joint Venture
Ulliman Schutte - Alberechi, A Joint Venture*

389 Doran Companies

*Doran Architecture, LLC
Doran Construction
Doran Special Projects*

2022 Top 400 Contractors – Subsidiaries by Rank

Rank Company *Subsidiary*

Rank Company *Subsidiary*

390 Tonn and Blank Construction LLC

Tonn and Blank Construction, LLC

Tonn and Blank Construction, LLC

Tonn and Blank Construction, LLC

Tonn and Blank Construction, LLC

392 Gardner Builders

Gardner Builders Duluth, LLC

Gardner Builders Milwaukee, LLC

Gardner Builders US, LLC

399 Dugan & Meyers Constr. Enterprises

Dugan & Meyers Industrial LLC

Dugan & Meyers LLC

400 Independence Construction

Bear IC

Donley's Independence, LLC