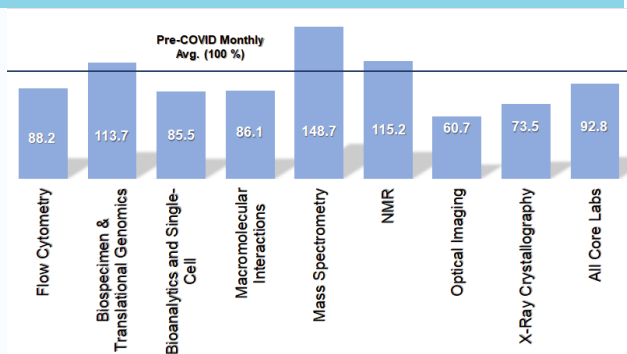


RESEARCH INDICATORS AND COVID-19 IMPACT

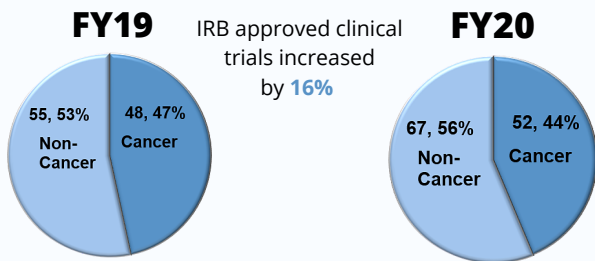
Institutional Core Lab Average Billing (%)*



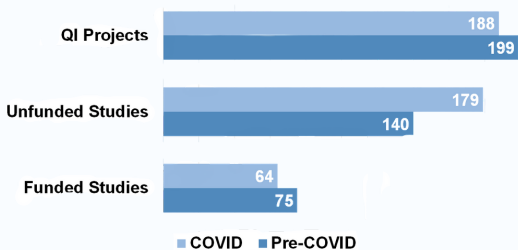
Core labs resuming normal operations and revenue anticipated to meet monthly average targets



Research Administration Continuity for Clinical Projects and Studies



QI Projects = Non-research projects
 Funded studies = Typically clinical trials
 Unfunded studies = ex. observational or chart reviews



Start of FY20 414 **End of FY20*** 431

All studies and projects increased by **+4%**

*Data approximates 6 months prior to and after COVID precautions were implemented aligning with the first and second halves of FY20