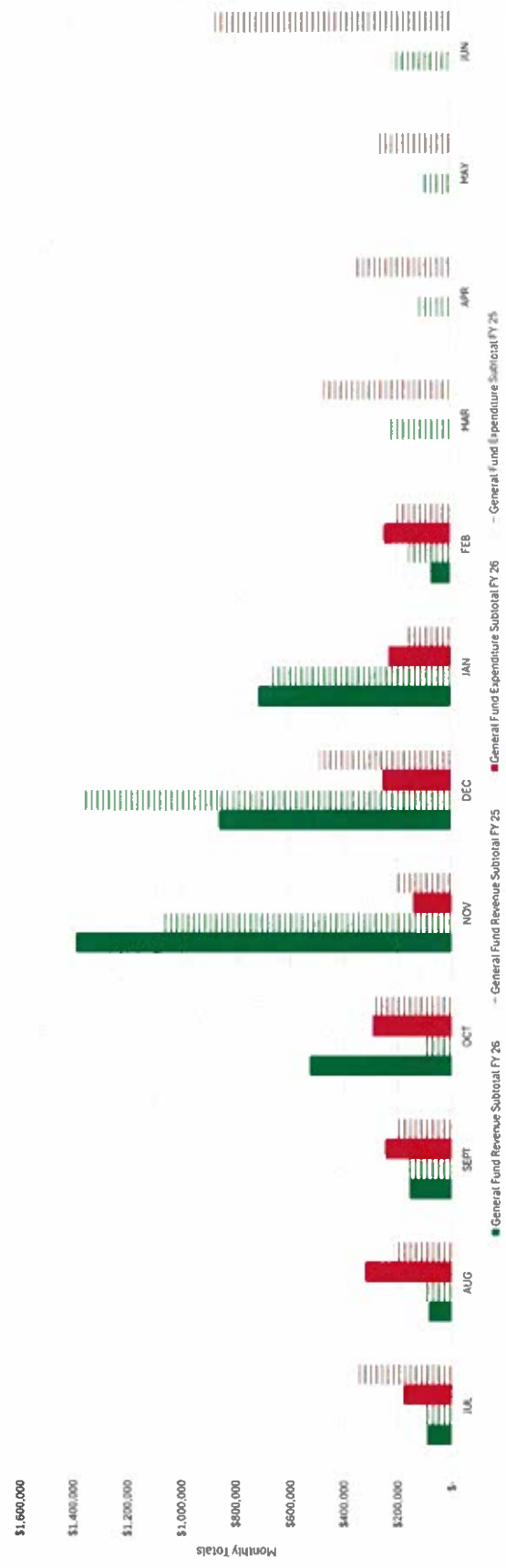
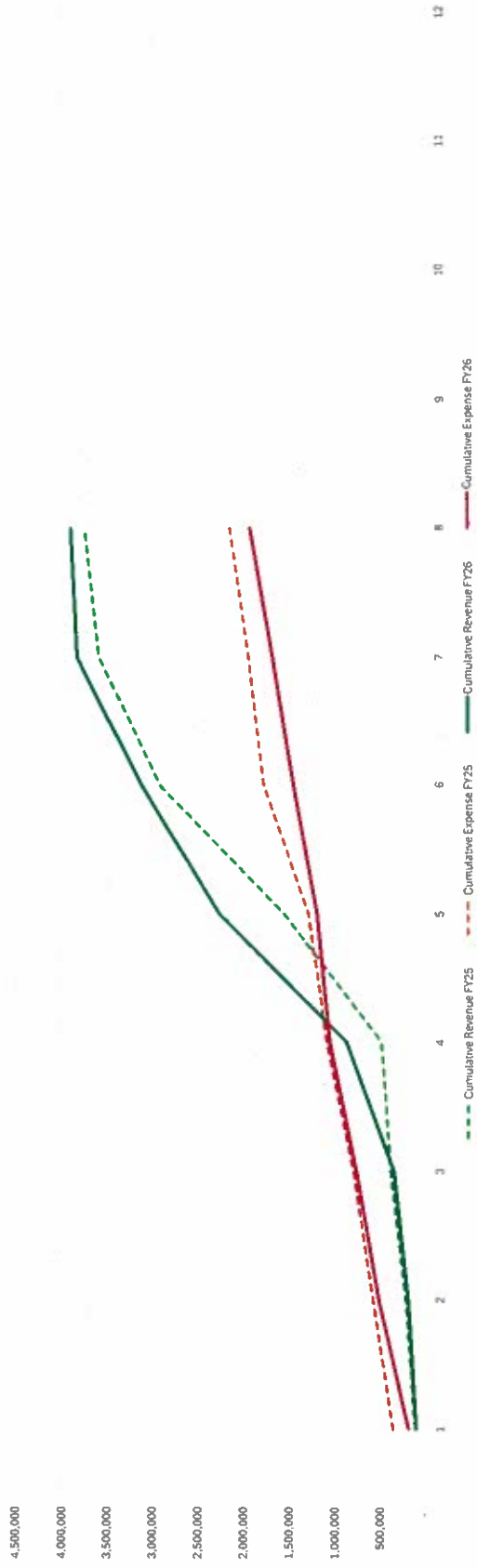


Month	JUL	AUG	SEPT	OCT	NOV	DEC	JAN	FEB	MAR	APR	MAY	JUN
General Fund Revenue Subtotal FY 26	92,175	85,318	155,996	525,827	1,389,476	858,632	714,917	73,583	229,150	125,464	107,649	216,414
General Fund Revenue Subtotal FY 25	102,467	100,308	185,835	100,037	1,073,329	1,361,352	677,885	156,355	229,150	125,464	107,649	216,414
General Fund Expenditure Subtotal FY 26	179,259	323,707	246,325	293,810	141,605	255,842	229,972	247,207	471,342	361,913	276,717	874,929
General Fund Expenditure Subtotal FY 25	359,130	216,065	209,110	294,542	205,814	491,517	164,035	206,126	471,342	361,913	276,717	874,929
Cumulative Revenue FY25	102,467	202,774	368,609	468,646	1,541,975	2,903,327	3,581,212	3,737,567	4,148,717	4,274,181	4,381,830	4,598,244
Cumulative Expense FY25	359,130	575,196	784,306	1,078,848	1,284,661	1,776,179	1,940,214	2,146,340	2,617,490	2,742,954	2,850,671	3,067,085
Cumulative Revenue FY26	92,175	177,493	333,489	859,316	2,248,792	3,107,424	3,822,341	3,895,924	4,124,674	4,250,138	4,357,787	4,574,201
Cumulative Expense FY26	179,259	502,966	749,291	1,043,101	1,184,706	1,440,548	1,670,520	1,917,727	2,389,069	2,514,533	2,622,250	2,937,179

GENERAL FUND

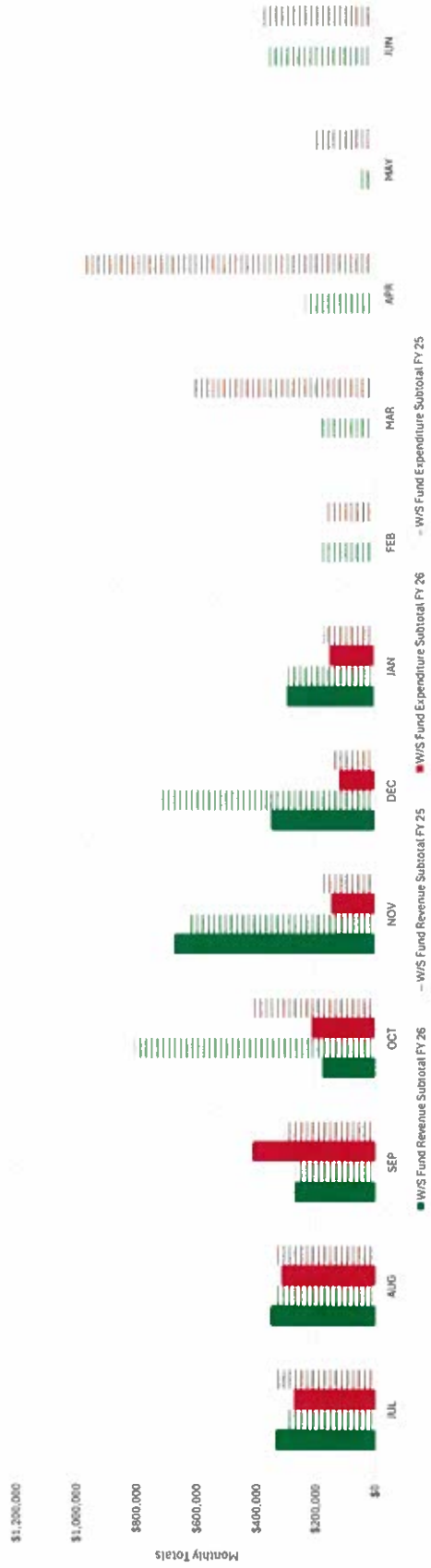


GENERAL FUND

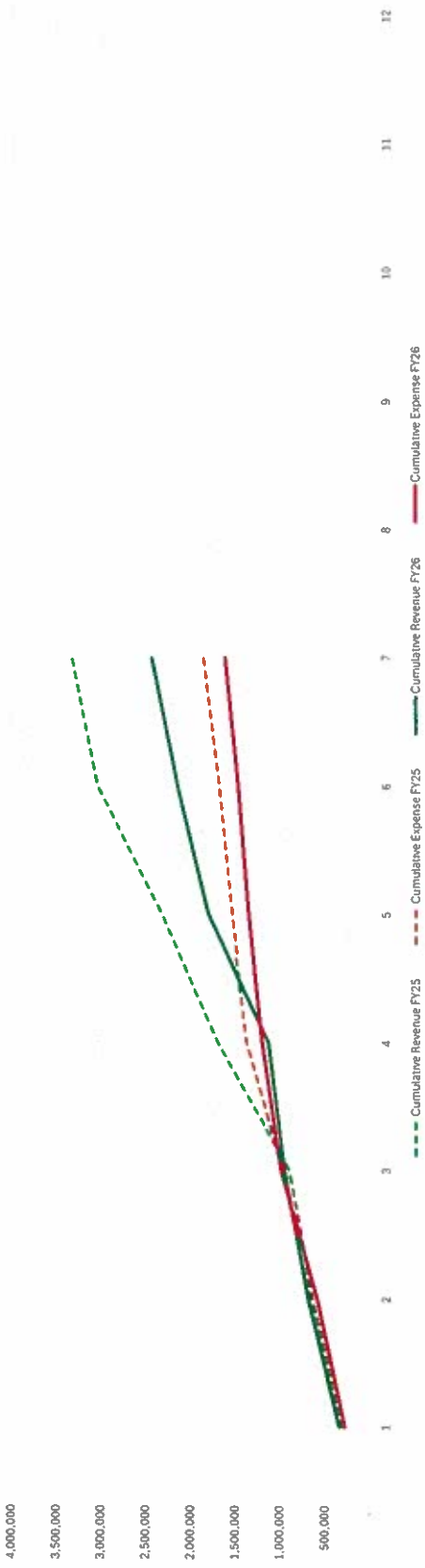


Month	JUL	AUG	SEP	OCT	NOV	DEC	JAN	FEB	MAR	APR	MAY	JUN
W/S Fund Revenue Subtotal FY 26	333,945	350,710	270,032	179,002	673,084	345,088	291,667	186,327	178,205	228,786	48,520	358,005
W/S Fund Revenue Subtotal FY 25	297,581	336,326	266,084	807,150	626,767	714,498	288,442	186,327	178,205	228,786	48,520	358,005
W/S Fund Expenditure Subtotal FY 26	271,871	312,915	410,002	213,739	146,436	118,777	148,534	162,329	598,753	966,050	195,864	380,970
W/S Fund Expenditure Subtotal FY 25	334,838	334,172	304,794	406,181	174,251	141,836	171,251	162,329	598,753	966,050	195,864	380,970
Cumulative Revenue FY25	297,581	633,887	899,971	1,707,120	2,333,887	3,048,385	3,336,827	3,523,154	3,701,359	3,930,145	4,126,009	4,484,014
Cumulative Expense FY25	334,838	669,011	973,805	1,379,985	1,554,237	1,696,073	1,867,324	2,053,653	2,652,406	3,618,456	3,814,320	4,205,290
Cumulative Revenue FY26	333,945	684,655	954,687	1,133,689	1,606,773	2,151,860	2,443,527	2,629,854	2,808,059	3,036,845	3,232,365	3,590,370
Cumulative Expense FY26	271,871	584,786	994,788	1,208,527	1,354,963	1,473,740	1,622,274	1,808,603	2,407,356	3,373,406	3,569,270	3,950,240

Water/Sewer Fund

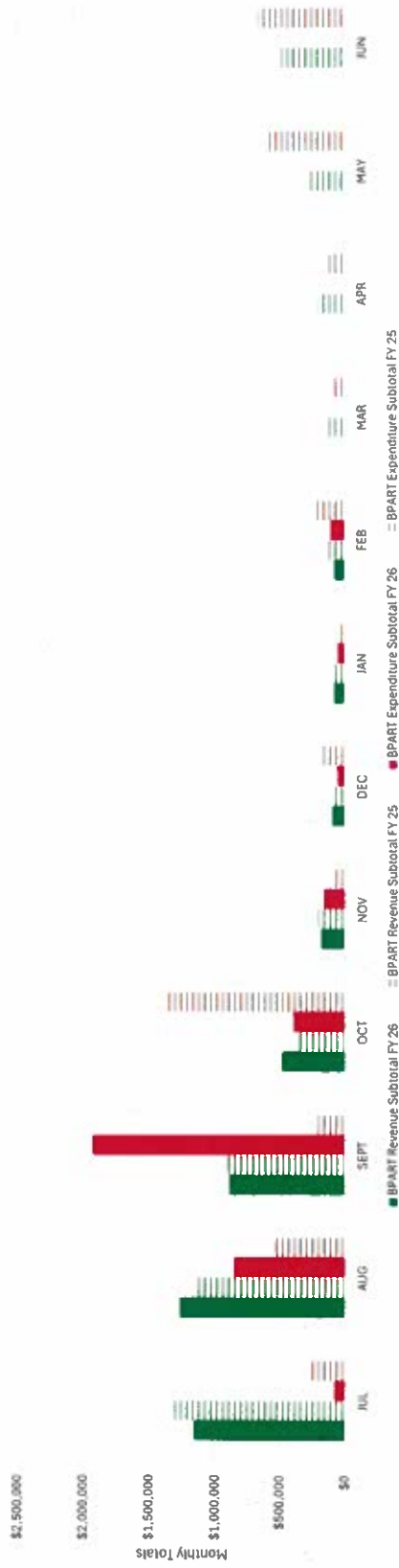


WATER/SEWER FUND



Month	JUL	AUG	SEPT	OCT	NOV	DEC	JAN	FEB	MAR	APR	MAY	JUN
BPART Revenue Subtotal FY 26	1,162,401	1,261,426	883,992	481,182	182,860	96,170	79,837	74,423	124,089	199,054	287,529	479,731
BPART Revenue Subtotal FY 25	1,306,078	1,148,406	909,955	352,616	203,612	106,517	91,553	127,945	124,089	199,054	287,529	479,731
BPART Expenditure Subtotal FY 26	76,488	850,588	1,929,011	395,097	160,330	55,713	50,880	105,257	100,385	145,428	607,028	657,700
BPART Expenditure Subtotal FY 25	278,616	532,711	207,063	1,352,762	71,478	183,444	35,007	228,562	100,385	145,428	607,028	657,700
Cumulative Revenue FY25	1,306,078	2,454,484	3,364,439	3,717,055	3,920,667	4,027,184	4,118,737	4,246,682				
Cumulative Expense FY25	278,616	811,327	1,018,390	2,371,152	2,442,630	2,626,074	2,661,081	2,889,643				
Cumulative Revenue FY26	1,162,401	2,413,827	3,297,819	3,778,981	3,961,841	4,058,011	4,137,848	4,212,271				
Cumulative Expense FY26	76,488	927,076	2,856,087	3,251,184	3,411,514	3,467,227	3,517,907	3,623,164				

BPART



BPART

