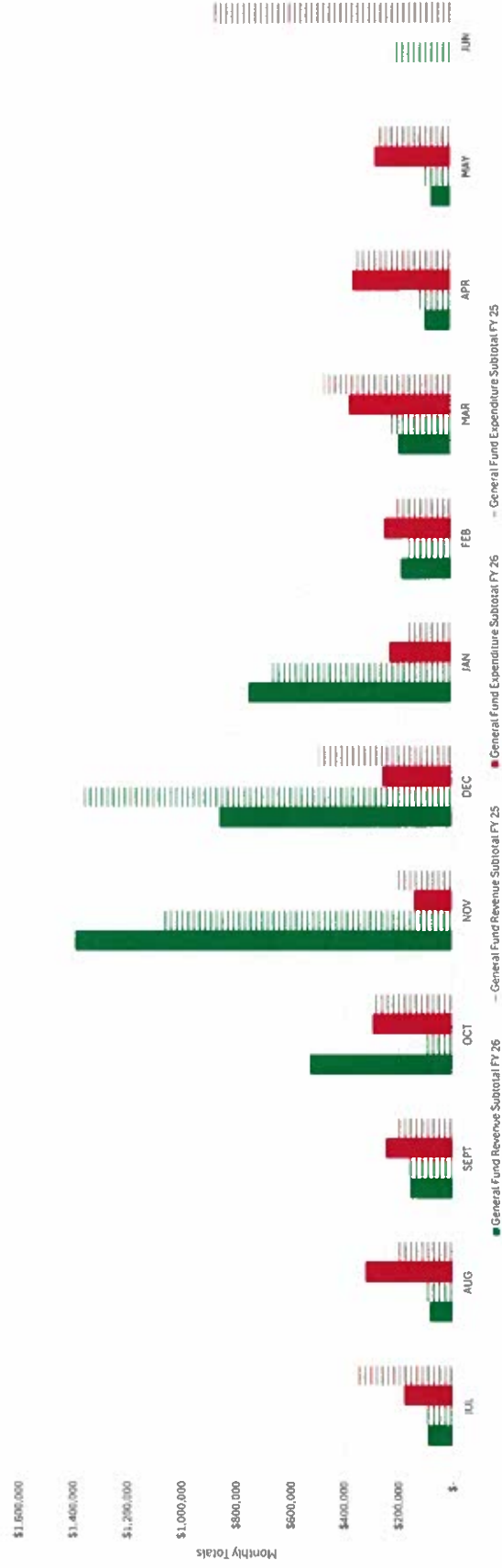
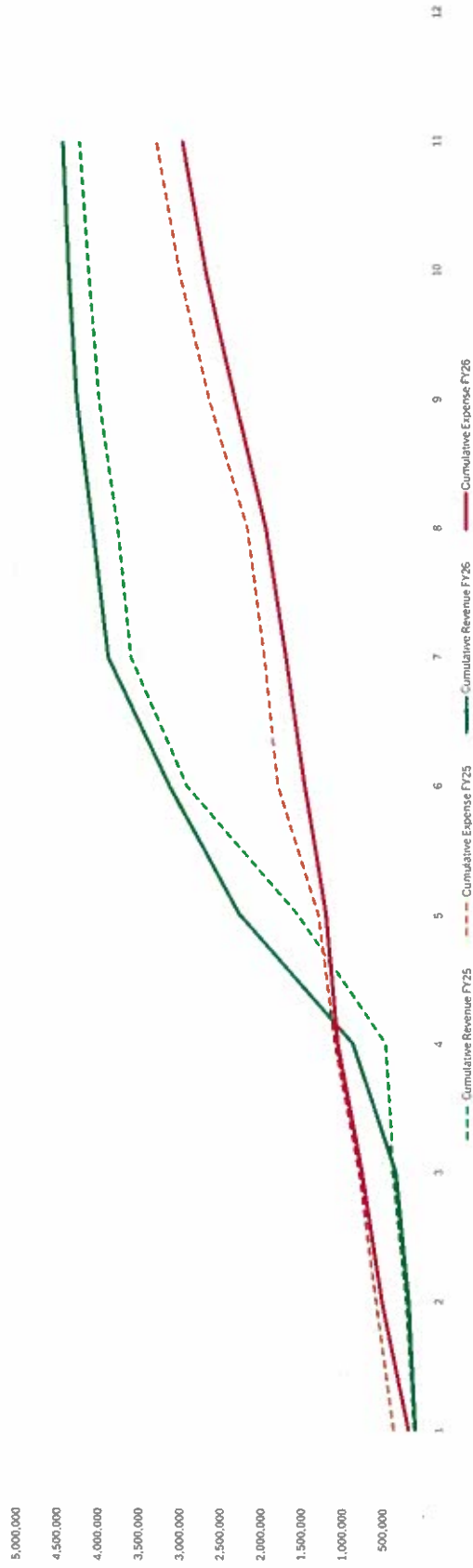


Month	JUL	AUG	SEPT	OCT	NOV	DEC	JAN	FEB	MAR	APR	MAY	JUN
General Fund Revenue Subtotal FY 26	92,175	85,318	155,996	525,827	1,389,476	858,632	750,977	185,000	194,497	96,055	72,436	
General Fund Revenue Subtotal FY 25	102,467	100,308	165,835	100,037	1,073,329	1,361,352	677,885	156,355	229,150	125,464	107,649	216,414
General Fund Expenditure Subtotal FY 26	179,259	323,707	246,325	293,810	141,605	256,842	229,972	247,207	375,385	363,211	280,797	
General Fund Expenditure Subtotal FY 25	358,130	216,065	209,110	284,542	205,814	491,517	164,035	206,126	471,342	361,913	276,717	874,829
Cumulative Revenue FY25	102,467	202,774	368,609	468,646	1,541,975	2,903,327	3,681,212	3,737,567	3,966,717	4,092,181	4,199,830	
Cumulative Expense FY25	358,130	575,196	784,306	1,078,848	1,284,661	1,776,179	1,940,214	2,146,340	2,617,682	2,979,595	3,256,312	
Cumulative Revenue FY26	92,175	177,493	333,489	859,316	2,248,792	3,107,424	3,858,401	4,043,401	4,237,898	4,333,953	4,406,389	
Cumulative Expense FY26	179,259	502,966	749,291	1,043,101	1,184,706	1,440,548	1,670,520	1,917,727	2,293,112	2,656,323	2,937,120	

GENERAL FUND

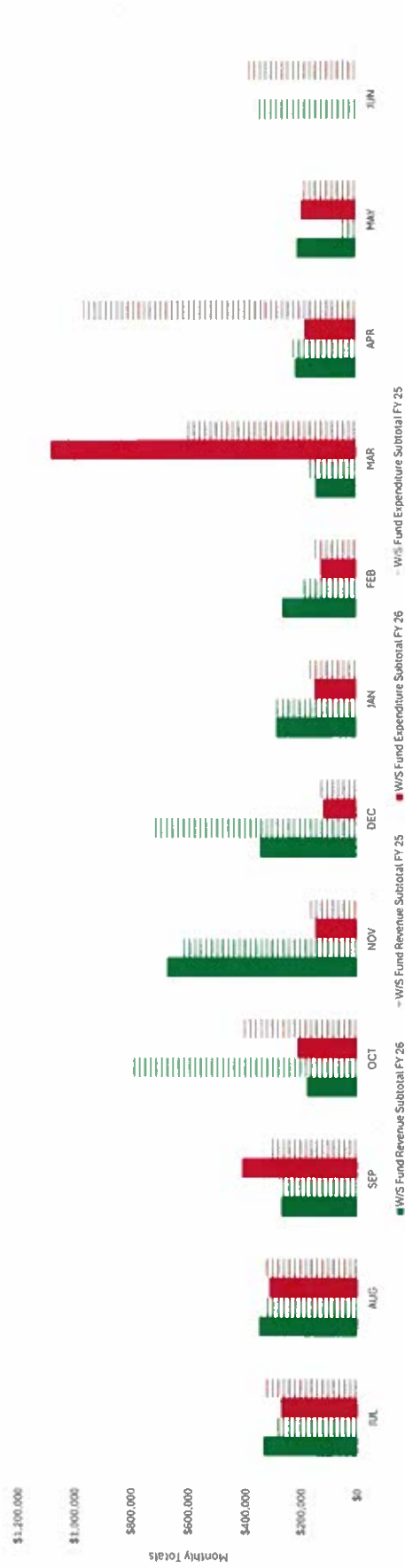


GENERAL FUND

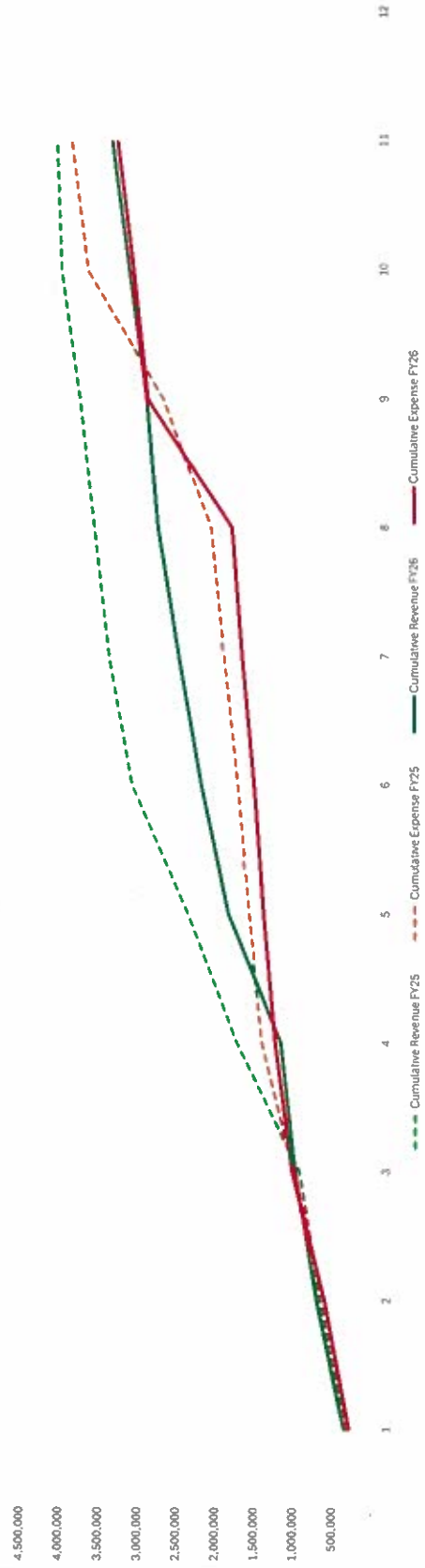


Month	JUL	AUG	SEP	OCT	NOV	DEC	JAN	FEB	MAR	APR	MAY	JUN
W/S Fund Revenue Subtotal FY 26	333,945	350,710	270,032	179,002	673,084	345,088	285,472	263,142	145,633	215,854	211,166	
W/S Fund Revenue Subtotal FY 25	297,561	336,326	266,084	807,150	626,767	714,498	288,442	186,327	178,205	228,786	48,520	358,005
W/S Fund Expenditure Subtotal FY 26	271,871	312,915	410,002	213,739	146,436	116,777	149,534	123,506	1,080,892	181,584	196,059	
W/S Fund Expenditure Subtotal FY 25	334,838	334,172	304,794	406,181	174,251	141,836	171,251	162,329	598,753	968,050	195,864	380,970
Cumulative Revenue FY25	297,561	633,887	899,971	1,707,120	2,333,887	3,048,385	3,336,827	3,523,154	3,701,359	3,930,145	3,978,665	
Cumulative Revenue FY26	334,838	669,011	973,805	1,379,985	1,554,237	1,696,073	1,867,324	2,029,653	2,628,406	3,594,456	3,790,320	
Cumulative Expense FY25	333,945	684,655	954,687	1,133,689	1,806,773	2,151,860	2,437,332	2,700,474	2,846,107	3,061,961	3,273,127	
Cumulative Expense FY26	271,871	584,786	994,788	1,208,527	1,354,963	1,473,740	1,623,274	1,748,780	2,829,472	3,011,056	3,207,115	

Water/Sewer Fund

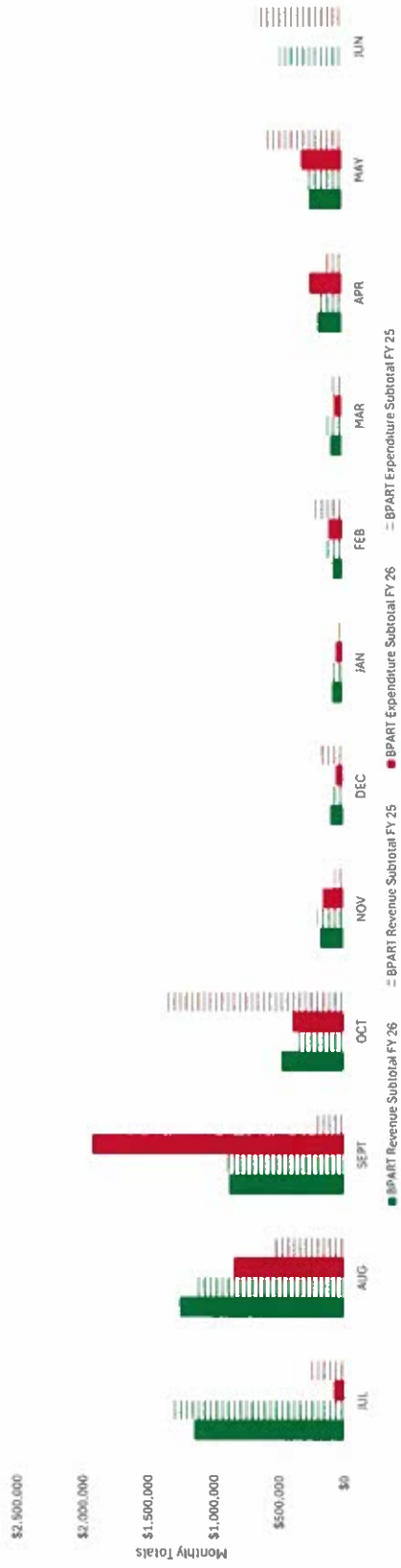


WATER/SEWER FUND



Month	JUL	AUG	SEPT	OCT	NOV	DEC	JAN	FEB	MAR	APR	MAY	JUN
BPART Revenue Subtotal FY 26	1,152,401	1,261,426	883,992	481,162	182,860	96,170	79,750	74,442	87,167	184,375	251,857	
BPART Revenue Subtotal FY 25	1,306,078	1,148,406	909,955	352,616	203,612	106,517	91,553	127,945	124,089	199,054	287,529	479,731
BPART Expenditure Subtotal FY 26	76,488	850,588	1,929,011	395,097	160,330	55,713	50,880	105,256	62,654	246,867	308,417	
BPART Expenditure Subtotal FY 25	278,616	532,711	207,063	1,352,762	71,478	183,444	35,007	228,562	100,385	145,428	607,028	657,700
Cumulative Revenue FY25	1,306,078	2,454,484	3,364,439	3,777,055	3,920,667	4,027,184	4,118,737	4,246,682	4,370,771	4,569,825	4,857,354	
Cumulative Expense FY25	278,616	811,327	1,018,390	2,371,152	2,442,630	2,626,074	2,661,081	2,889,643	2,990,028	3,135,456	3,742,484	
Cumulative Revenue FY26	1152401	2,413,827	3,297,819	3,778,981	3,961,841	4,058,011	4,137,761	4,212,203	4,299,370	4,483,745	4,735,602	
Cumulative Expense FY26	76488	927,076	2,856,087	3,251,184	3,411,514	3,467,227	3,517,907	3,623,163	3,685,817	3,932,684	4,241,101	

BPART



BPART

