

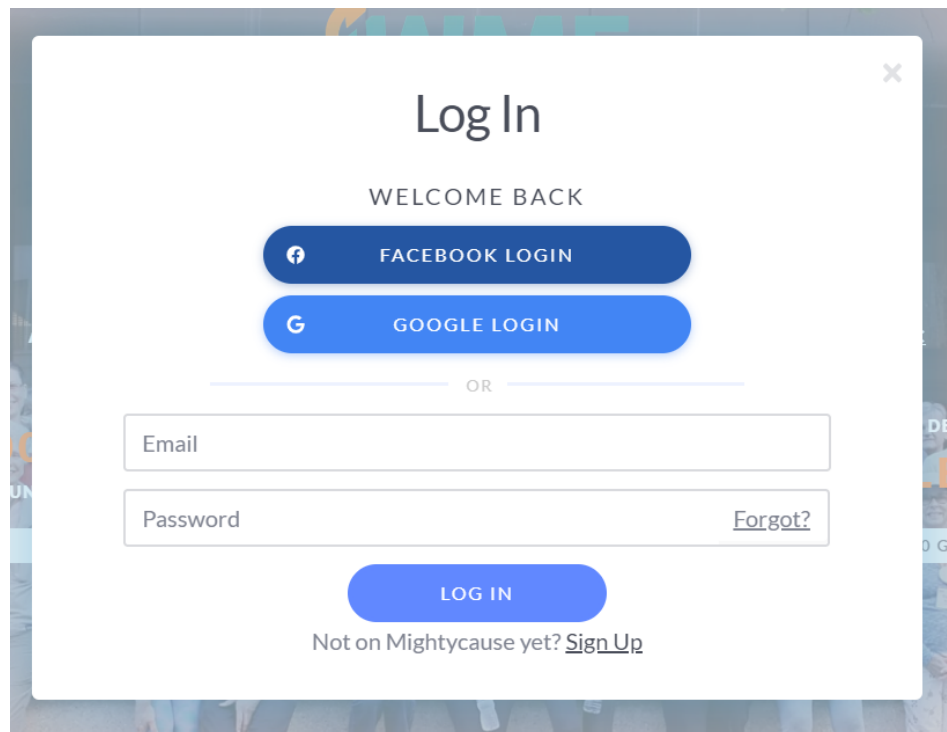
How to create a fundraiser for the Walk for Waldenstrom's

1. Navigate to the Walk for Waldenstrom's page:

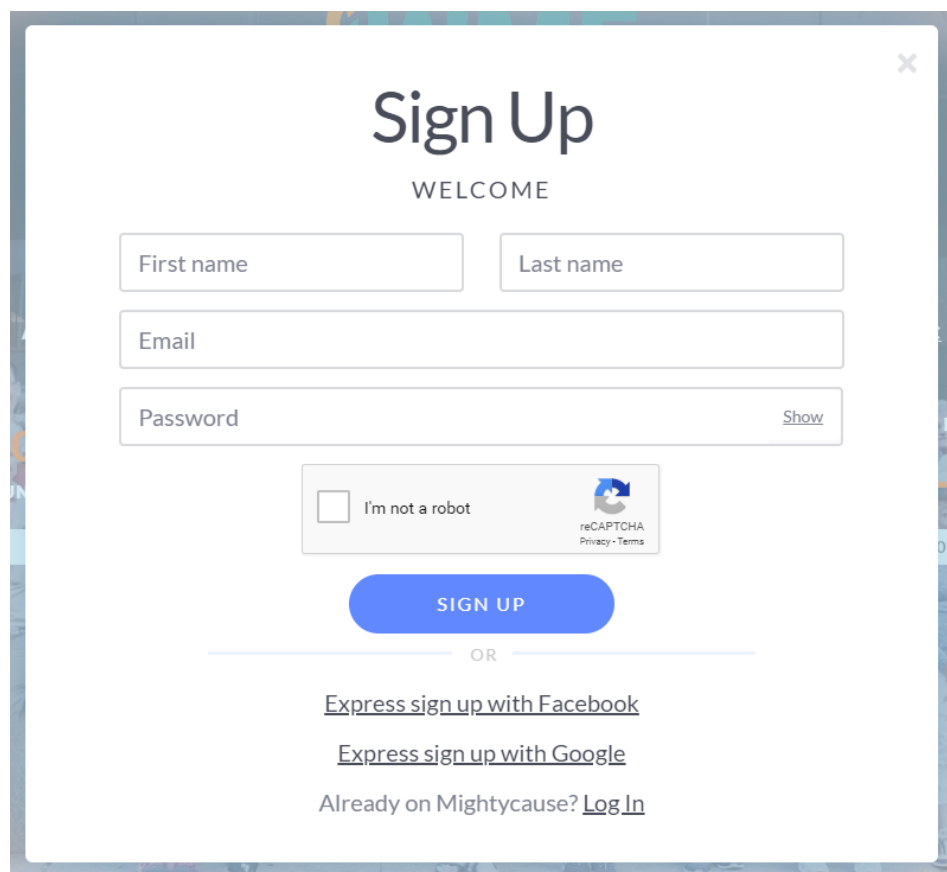
<https://www.mightycause.com/event/Walkforwm2021>



2. Click "JOIN THIS EVENT"



3. Log in (if you already have a MightyCause account) or click "Sign Up" to create a new account



A screenshot of a 'Sign Up' form. At the top, it says 'Sign Up' in a large font, followed by 'WELCOME' in a smaller font. There are four input fields: 'First name', 'Last name', 'Email', and 'Password'. The 'Password' field has a 'Show' link next to it. Below the input fields is a reCAPTCHA box with the text 'I'm not a robot' and a checkbox. To the right of the checkbox is a reCAPTCHA logo and links for 'Privacy' and 'Terms'. Below the reCAPTCHA box is a blue button labeled 'SIGN UP'. Underneath the button is a horizontal line with the word 'OR' in the center. Below the line are three links: 'Express sign up with Facebook', 'Express sign up with Google', and 'Already on Mightycause? Log In'.


Sign Up

WELCOME

First name Last name

Email

Password [Show](#)

☐ I'm not a robot  reCAPTCHA [Privacy](#) [Terms](#)

SIGN UP

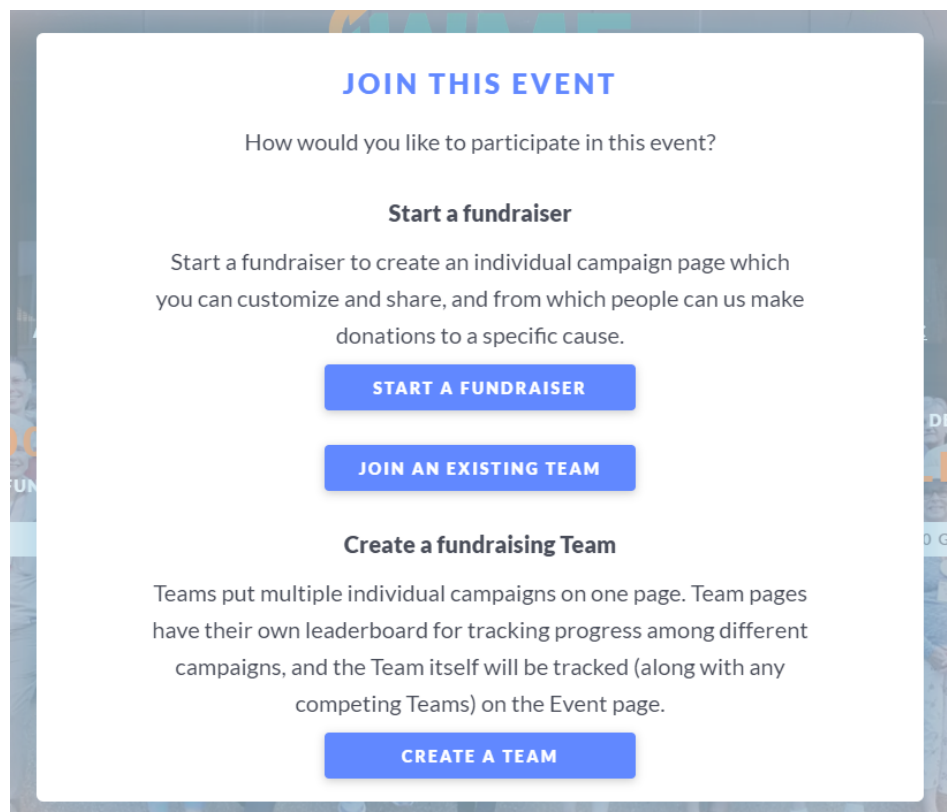
OR

[Express sign up with Facebook](#)

[Express sign up with Google](#)

Already on Mightycause? [Log In](#)

4. Fill out your information on the sign up form



A screenshot of a 'JOIN THIS EVENT' form. At the top, it says 'JOIN THIS EVENT' in blue. Below that is the question 'How would you like to participate in this event?'. There are two main sections. The first section is titled 'Start a fundraiser' and contains the text 'Start a fundraiser to create an individual campaign page which you can customize and share, and from which people can us make donations to a specific cause.' Below this text is a blue button labeled 'START A FUNDRAISER'. The second section is titled 'Join an existing team' and contains the text 'Join an existing team to be part of a group that is fundraising for the event. You can join a team that is already fundraising or you can join a team that is just getting started.' Below this text is a blue button labeled 'JOIN AN EXISTING TEAM'. At the bottom, there is a section titled 'Create a fundraising Team' which contains the text 'Teams put multiple individual campaigns on one page. Team pages have their own leaderboard for tracking progress among different campaigns, and the Team itself will be tracked (along with any competing Teams) on the Event page.' Below this text is a blue button labeled 'CREATE A TEAM'.

JOIN THIS EVENT

How would you like to participate in this event?

Start a fundraiser

Start a fundraiser to create an individual campaign page which you can customize and share, and from which people can us make donations to a specific cause.

START A FUNDRAISER

Join an existing team

Join an existing team to be part of a group that is fundraising for the event. You can join a team that is already fundraising or you can join a team that is just getting started.

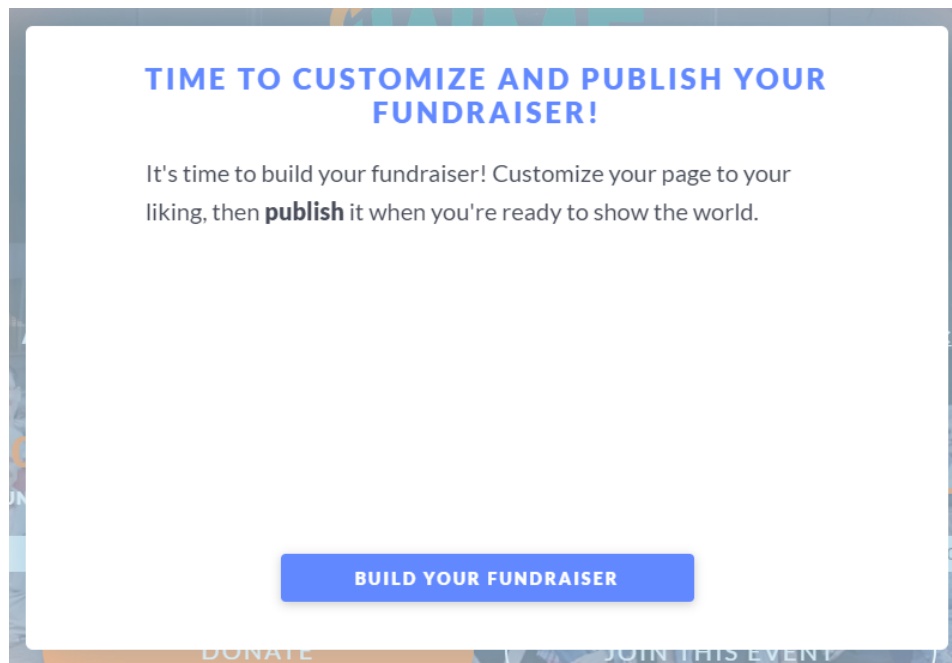
JOIN AN EXISTING TEAM

Create a fundraising Team

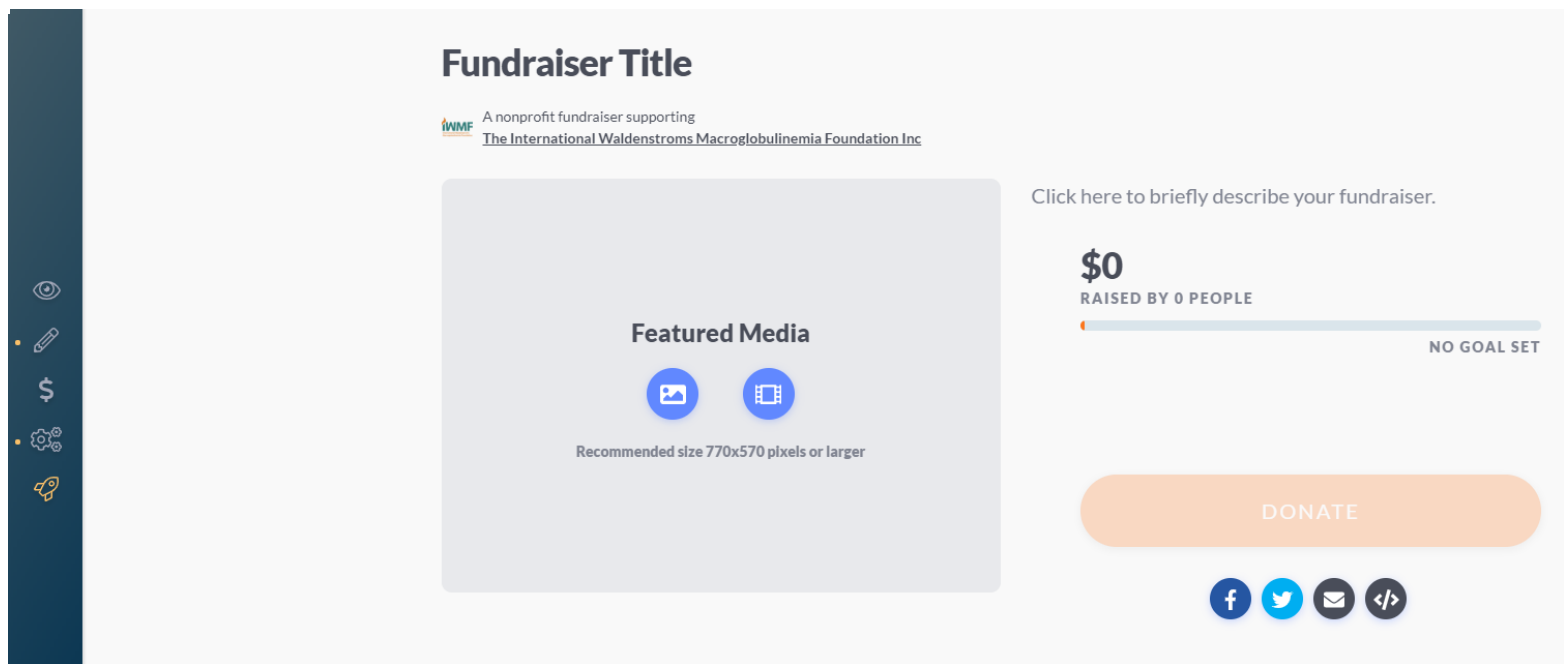
Teams put multiple individual campaigns on one page. Team pages have their own leaderboard for tracking progress among different campaigns, and the Team itself will be tracked (along with any competing Teams) on the Event page.

CREATE A TEAM

5. Once you have created a new account (or signed into your existing account) you can choose to “Start a New Fundraiser” to create your own individual fundraising page for the Walk for Waldenstrom’s, or you may want to join a fundraising team – A team may already exist for your company or organization. You can check out existing teams by clicking “Join an Existing Team.”



6. Once you decide to create your own fundraising page or join an existing fundraising team, you can begin to build your fundraising page – click “BUILD YOUR FUNDRAISER”



7. Follow the onscreen instructions for setting up your page. Be sure to add a fundraiser title, fundraising goal, and a picture. When you are finished, click the rocket ship icon on the left side of the screen to publish your page.

Your fundraiser is live!

Looks good, now tell people about it! Start sharing your page and raising money.

Increase your chances for success:

SHARE NOW



STEPS FOR SUCCESS

- ✓ Go fundraise! Spread the word with email and social media.
- ✓ Get that first donation from a friend to get the ball rolling.
- ✓ Use comments, likes, and updates to thank supporters.

[Read more about running an awesome fundraiser](#)

[VIEW YOUR FUNDRAISER](#)

8. Now that your fundraiser is live, click “VIEW YOUR FUNDRAISER” and copy the URL at the top of you page – now you can share your Walk for Waldenstrom’s page with your friends and family!

**Interested in helping an IWMF Support Group with their Walk for WM Fundraiser?
Simply navigate to the 2021 Walk for Waldenstrom's Leaderboard.
Select the appropriate support group.
Make a donation and/or share the page with your friends and family.**

Questions?

Contact Jeremy Dictor at JDictor@IWMF.com or 941-927-4963