


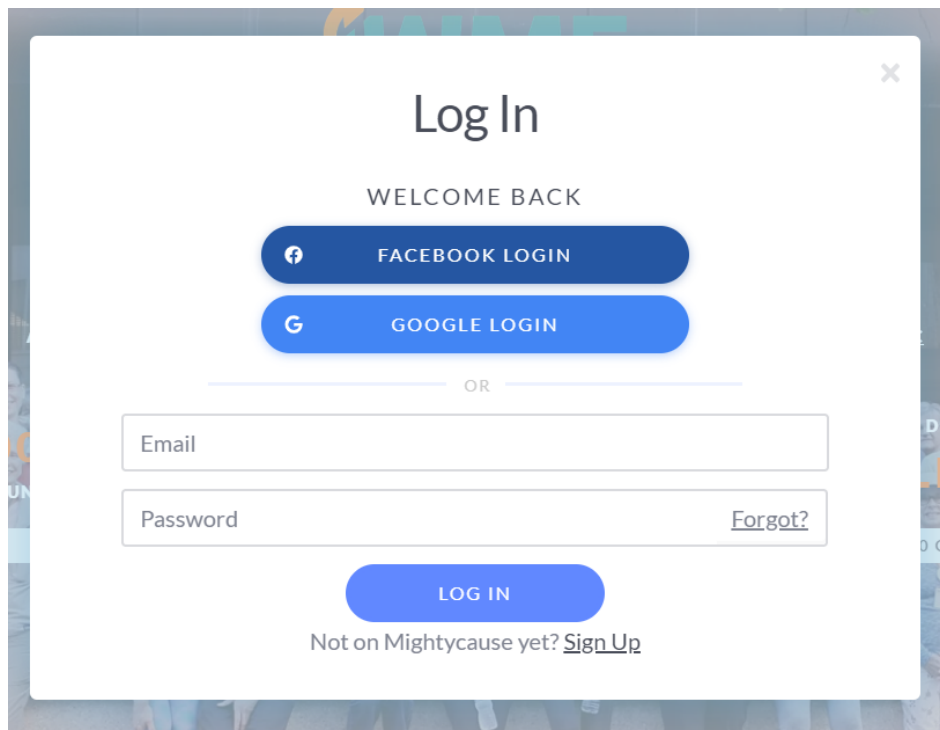
# How to create a fundraiser for the Walk for Waldenstrom's

1. Navigate to the Walk for Waldenstrom's page:

<https://www.mightycause.com/event/Walkforwm2020>



2. Click "JOIN THIS EVENT"



3. Log in (if you already have a MightyCause account)  
or click "Sign Up" to create a new account


Sign Up

WELCOME

First name Last name

Email

Password [Show](#)

I'm not a robot  reCAPTCHA  
Privacy - Terms

**SIGN UP**

OR

[Express sign up with Facebook](#)

[Express sign up with Google](#)

Already on Mightycause? [Log In](#)

#### 4. Fill out your information on the sign up form

**JOIN THIS EVENT**

How would you like to participate in this event?

**Start a fundraiser**

Start a fundraiser to create an individual campaign page which you can customize and share, and from which people can us make donations to a specific cause.

**START A FUNDRAISER**

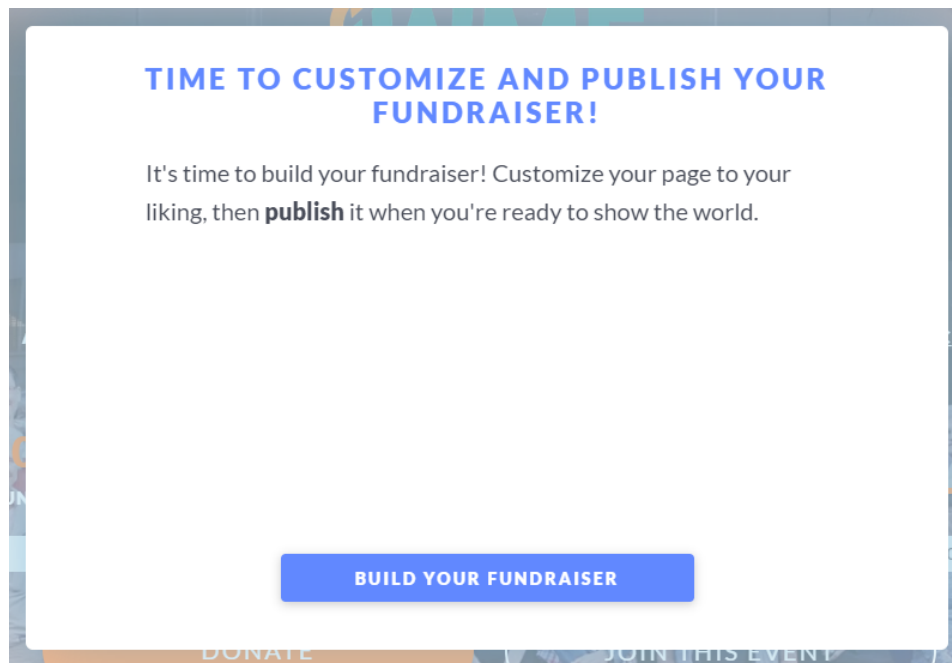
**JOIN AN EXISTING TEAM**

**Create a fundraising Team**

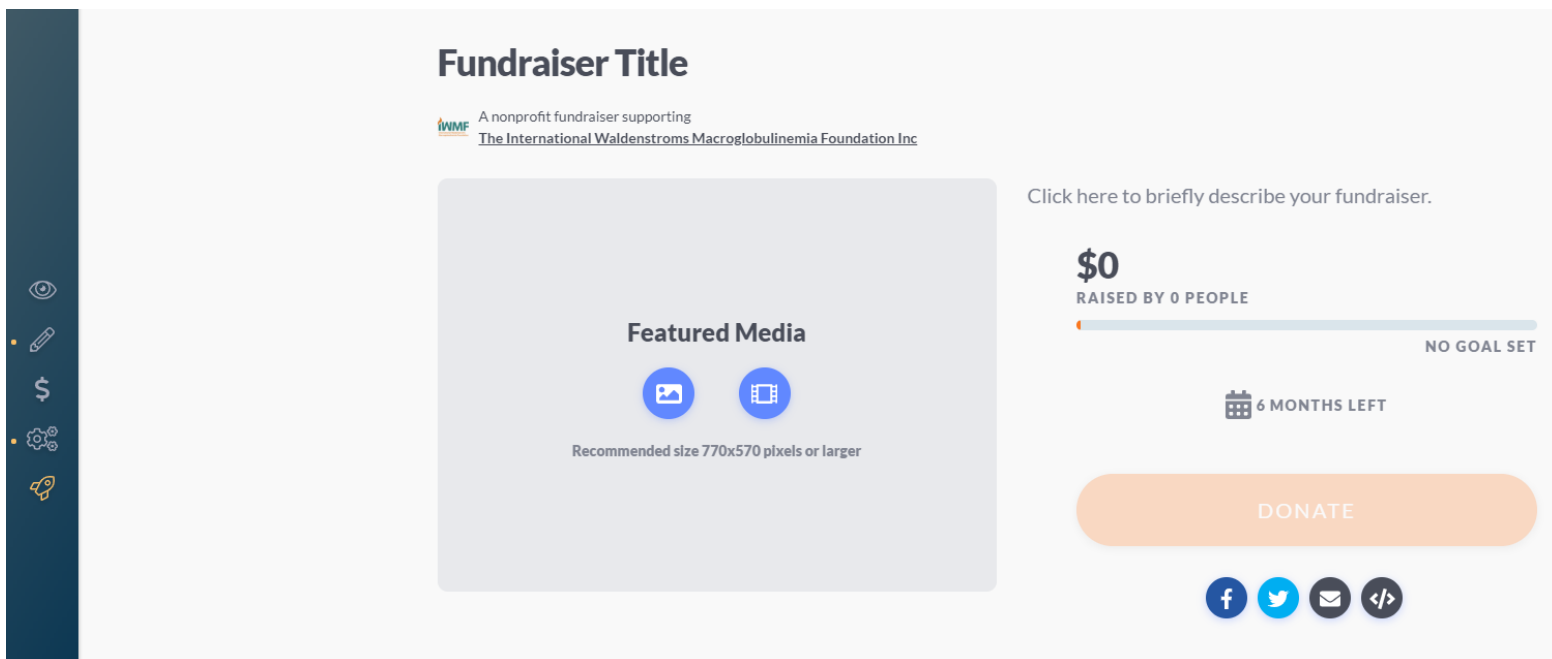
Teams put multiple individual campaigns on one page. Team pages have their own leaderboard for tracking progress among different campaigns, and the Team itself will be tracked (along with any competing Teams) on the Event page.

**CREATE A TEAM**

5. Once you have created a new account (or signed into your existing account) you can choose to “Start a New Fundraiser” to create your own individual fundraising page for the Walk for Waldenstrom’s, or you may want to join a fundraising team – A team may already exist for your local support group, company, or organization. You can check out existing teams by clicking “Join an Existing Team”



6. Once you decide to create your own fundraising page or join an existing fundraising team, you can begin to build your fundraising page – click “BUILD YOUR FUNDRAISER”



7. Follow the onscreen instructions for setting up your page. Be sure to add a fundraiser title, fundraising goal, and a picture. When you are finished, click the rocket ship icon on the left side of the screen to publish your page.

## Your fundraiser is live!

Looks good, now tell people about it! Start sharing your page and raising money.

Increase your chances for success:

### SHARE NOW



### STEPS FOR SUCCESS

- ✓ Go fundraise! Spread the word with email and social media.
- ✓ Get that first donation from a friend to get the ball rolling.
- ✓ Use comments, likes, and updates to thank supporters.

[Read more about running an awesome fundraiser](#)

[VIEW YOUR FUNDRAISER](#)

**8. Now that your fundraiser is live, click “VIEW YOUR FUNDRAISER” and copy the URL at the top of you page – now you can share your Walk for Waldenstrom’s page with your friends and family!**