



ALAMEDA COUNTY HOUSING SECURE

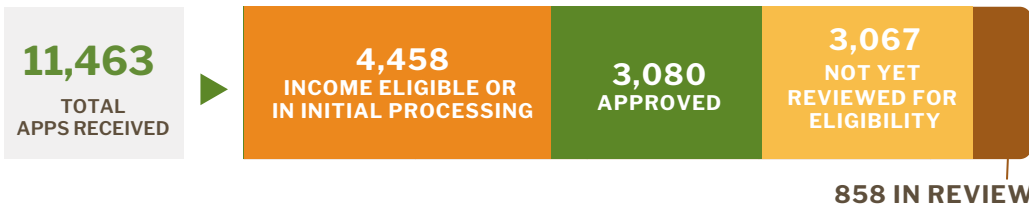
Alameda County Housing Secure was established by the Board of Supervisors in 2018 as an anti-displacement and eviction defense program. These services enable vulnerable county residents to stabilize their housing. The ACHS Emergency Rental Assistance Program (ERAP) is assisting those financially affected by the COVID-19 Pandemic.

EMERGENCY RENTAL ASSISTANCE PROGRAM ALL-CITY NEWSLETTER

DECEMBER 13, 2021

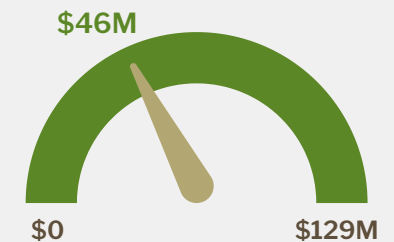
APPLICATION STATS

MID-MARCH - DECEMBER 13, 2021



The chart above reflects our application stats. Since the launch of the program in Mid-March, we have received 11,463 applications requesting assistance in back rent and utility payments.

RENTAL ASSISTANCE DISBURSEMENT PROGRESS



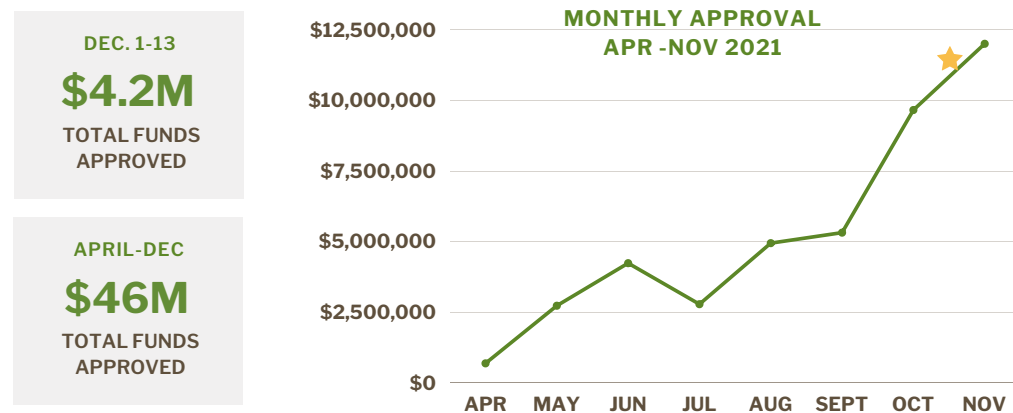
Alameda County has \$129M in available Federal and State funding for emergency rental assistance (ERAP). We have disbursed 35% so far. See our progress in the graphic above.

OVERSUBSCRIBED

We currently have more requests for funding than we have funds available. We applied for an additional \$100M in Federal funds November 2021. Which may be allocated from states that have not spent their funding.

CONTINUED ON NEXT PAGE

FINANCIAL ASSISTANCE FUNDS APPROVED

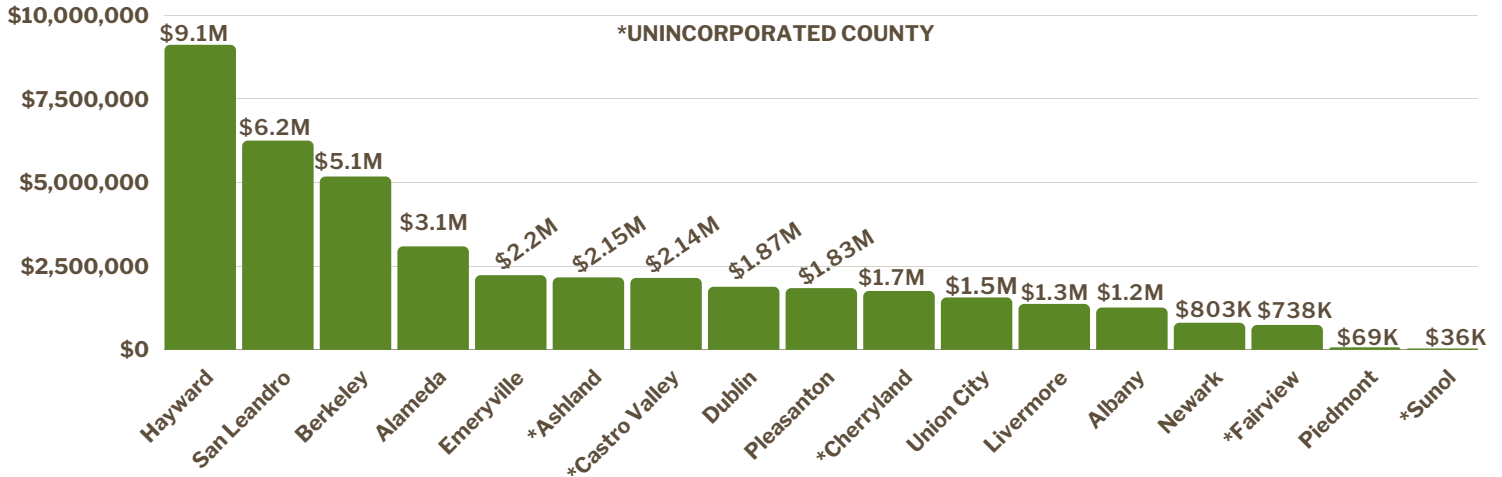


The chart above reflects approved disbursements by month. November was our highest producing month with \$12 million in emergency rental assistance and utility payments approved.

FUNDS DISBURSEMENT BY CITY

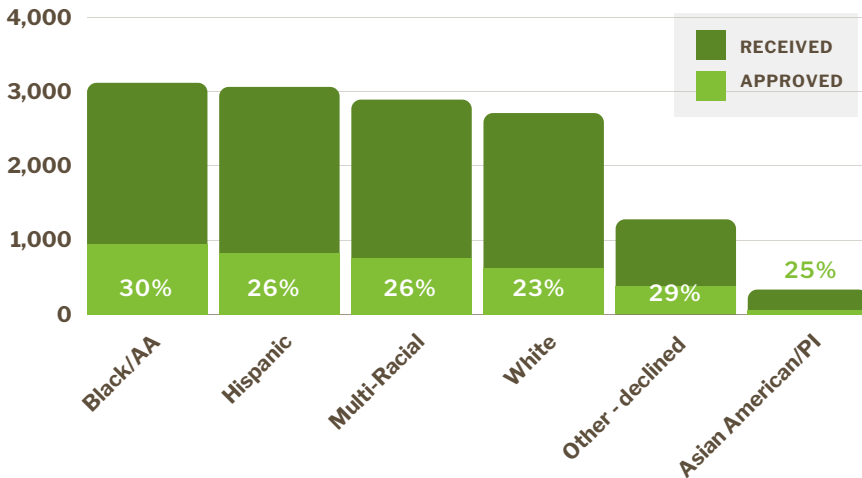
APRIL - DECEMBER 13, 2021

*UNINCORPORATED COUNTY



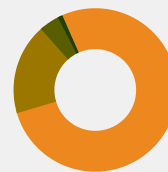
DEMOGRAPHICS RACE/ETHNICITY

APRIL - DECEMBER 13, 2021



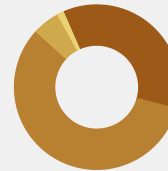
The chart to above reflects ERAP applications received and approved by Race/Ethnicity. We continue to demonstrate equality in percentage approved and the applications received. At least 23% of applications from each race has been approved.

ERAP APPROVAL DEMOGRAPHICS



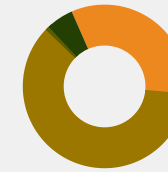
INCOME

77% ELI (<30% AMI)
18% VLI (30-50% AMI)
4% LI (50-80% AMI)
1% (>80% AMI)



AGE

57% 18-35 YEARS OLD
35% UNDER 18/OTHER
5% 35-64 YEARS OLD
1% OVER 65 OLD



GENDER

60% FEMALE
33% MALE
5% DECLINED TO STATE
1% TRANSGENDER OR NON-BINARY

UPDATES IN ERAP

PRIORITIZATION SCORES

Applicants can now see prioritization scores when checking their status through the portal. Scores are assigned from 0-17; the higher the score, the faster the application is assigned to a coordinator for processing. When an application is assigned, the status changes from "Application Received" to "Initial Processing".

WEBSITE UPDATES

There was a high demand for transparency on the application process and timeline. We launched a "What to Expect" page on our website that has received over 700 hits in the past month. Coming soon to the page will be the explanation of prioritization score and the meaning of each status.