



VOLUNTEER REGISTRATION

Central Missouri Regional

Dear Future Volunteer,

Please follow the directions below to sign up to volunteer for the Central Missouri Regional.

1. Go to the website: www.firstinspires.org/ways-to-help/volunteer

2. Click the blue **Register to Volunteer** button in the middle of the page.



Register to Volunteer

3. Click the **Start Volunteer Registration** button at the bottom of the page.

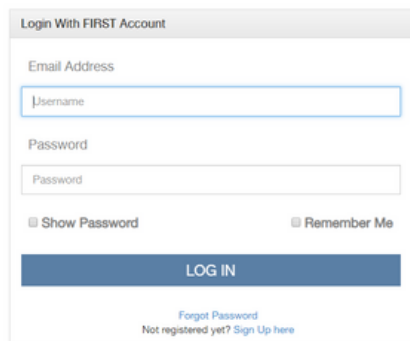


Start Volunteer Registration

4. This will bring you to the log in page,

a. If you already have an account login, then skip to step 10.

b. If you do not have an account, click the **Sign up here** (written in blue at the bottom of the screen)



Login With FIRST Account

Email Address

Username

Password

Password

☐ Show Password ☐ Remember Me

LOG IN

[Forgot Password](#)
Not registered yet? [Sign Up here](#)

5. Fill out the following information and click register at the bottom of the page.

6. After you have registered, they will send you an email to verify your account.

7. You should receive an email from accounts@usfirst.org

a. Give it a few seconds to come through, you may have to refresh your screen by clicking the refresh button second from the left of the URL at the top of the screen.

b. If the email is still not showing up, you may need to check your spam folder.



VOLUNTEER REGISTRATION

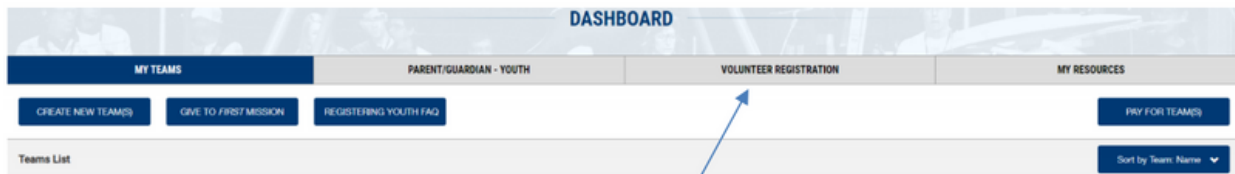
Central Missouri Regional

8. Once you have located the email, follow the hyperlink provided in the email to confirm your account.

9. Click the hyperlink, [Click here to Log in](#)

10. This should take you back to the login screen. Login to the dashboard.

11. You should see a dashboard similar to the one below, click the **Volunteer Registration Tab**. (Shown in picture below)



12. Click **Volunteer at an Event** button.

13. Please select the following filters shown in the picture to the right, to ensure that the **Central Missouri Regional** pops up.

14. Click the blue **Volunteer** button for the Central Missouri Regional Competition. This will bring you to your profile page; you will need to fill this out completely.

15. Please fill out the Volunteer Information List. If you have specific skills that will be beneficial to a specific job, please indicate this on the form.

16. **Very Important:** Please choose the jobs you would be interested in having or else you will get a job at random.

17. Once you are done with the Volunteer Registration form, you will be asked to go back to Dashboard or to register for another event. Click go **back to Dashboard**.



VOLUNTEER REGISTRATION

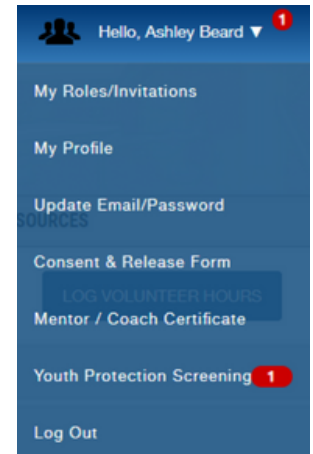
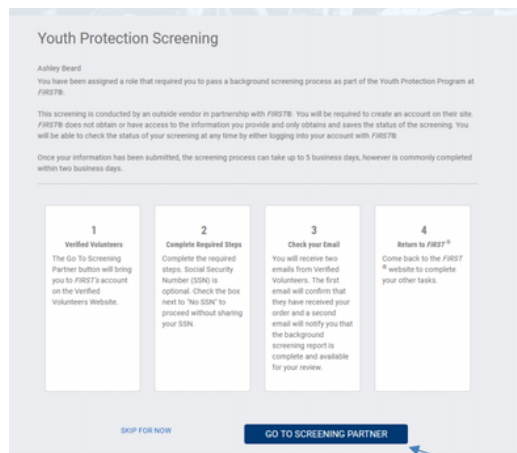
Central Missouri Regional

18. You should see a red notification on the top right hand of your screen.



19. Click the drop down arrow and then select Youth Protection Screening.

20. Your screen should look like the photo below.



21. Please follow the link Go to Screening Partner. Once you have completed the background check you are done!

22. You do **NOT** have to pay for the background fee. There is an option that you can select that allows FIRST to pay for it.

Thank you for volunteering, we could not host this amazing event without your help. If you have any questions about volunteering, registration, or the even in general please contact Michael Wright at one of the following:

Email: wrightm@sedalia200.org
Office: (660) 851-5327
Cell: (660) 580-0256

TEAM SCREAM