

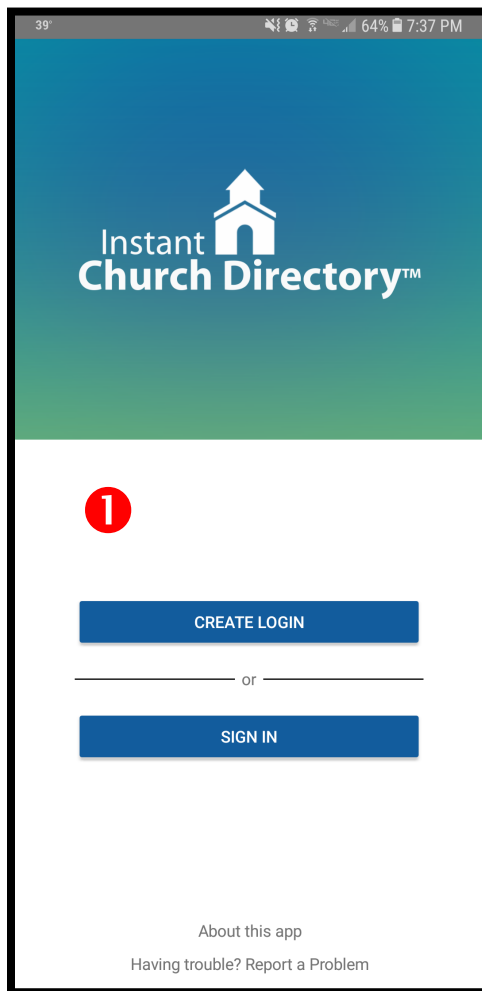


Updating the Directory App

For some of our members, you may have noticed your directory has stopped working. It appears that it is limited to Android users at this time but Apple users, your time is coming.

You will know you are having trouble if you see the screen to the right when opening up the app. Follow these steps for help getting back in.

1 Tap “Create Login”



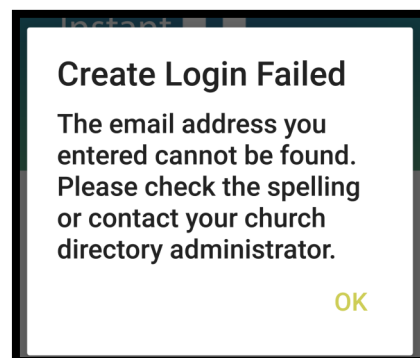
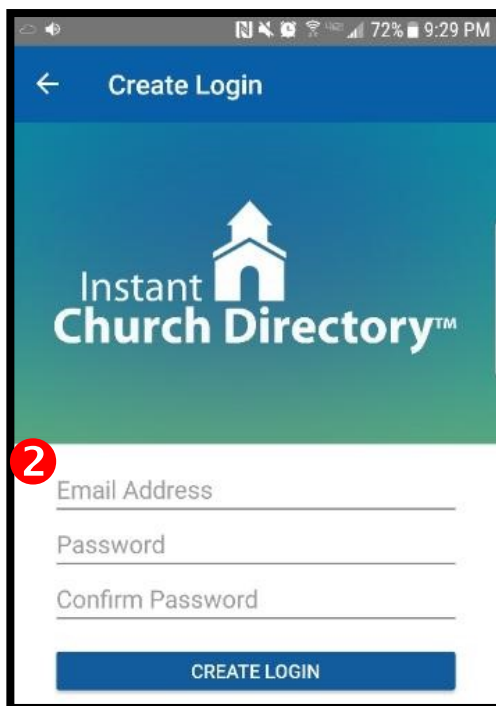
2 Type your email address as it is listed in our directory.

Chose a password, enter it in and then confirm it.

NOTE: You must include two of the three in your password:

- Capital letter
- Number
- Symbols

Tap “Create Login” when completed.

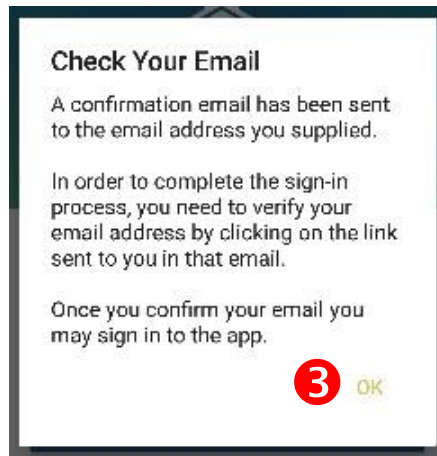


NOTE: If you get the following error, it means the email address you are trying to sign in with is not listed in our directory.

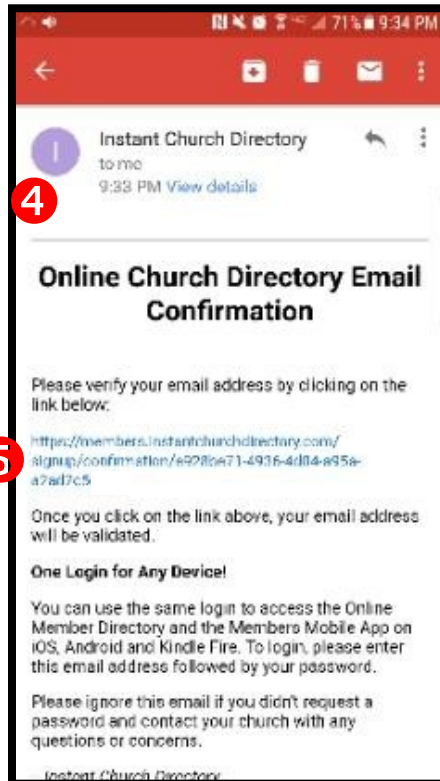
Please contact us to get your information entered so you will have access.

If your email address was found and the password you selected was accepted, you will see this notice.

3 Tap “OK”



4 Open your email and look for this message:

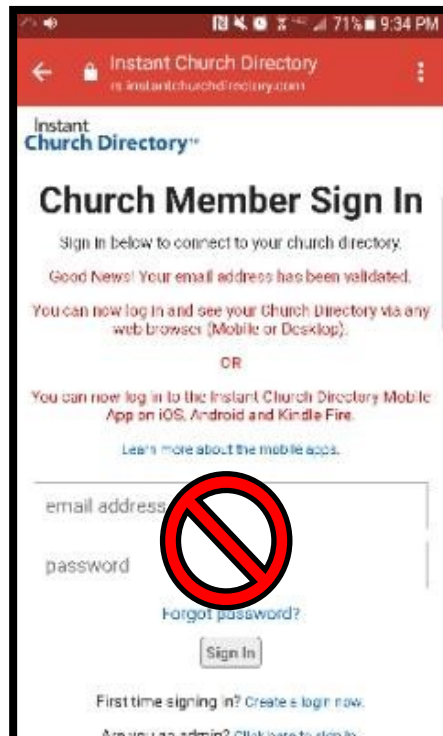


5 Tap the link in the email to verify your address.

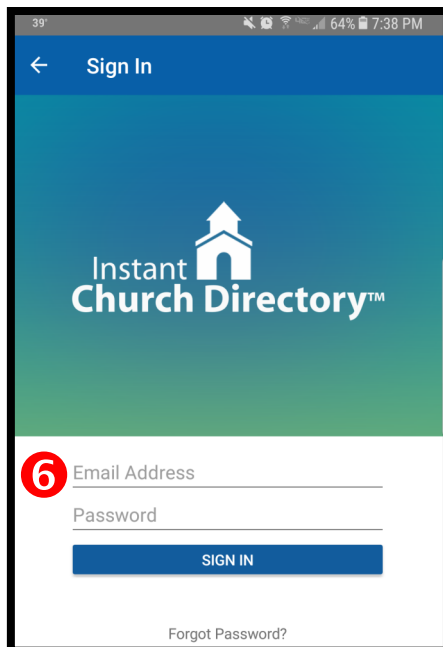
5

Once you are verified, you will get this confirmation message.

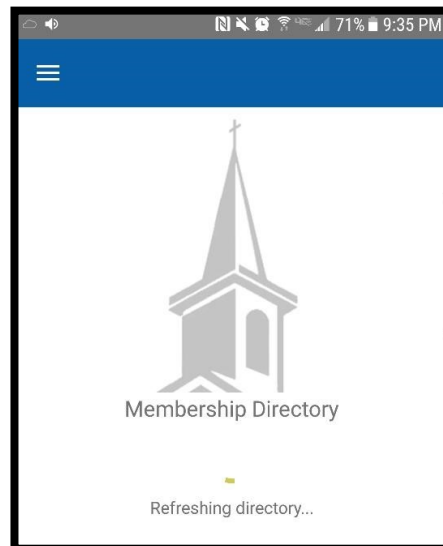
DO NOT use this space to sign in. Instead close your email and return to the Instant Church Directory app.



6 Use the email address and password you just registered with and tap "Sign In"

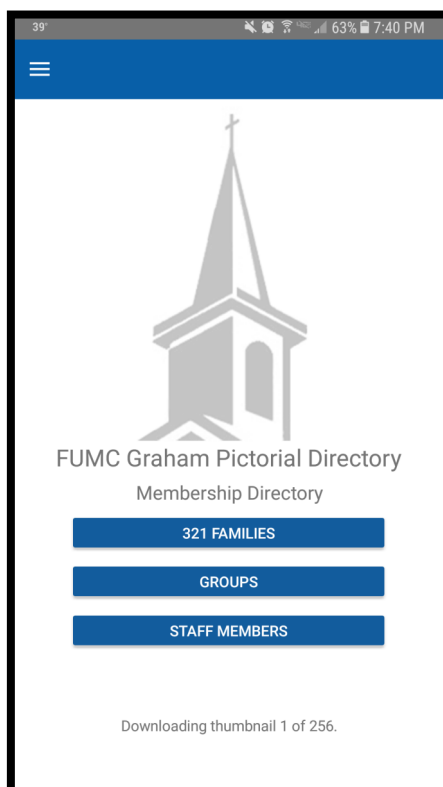


Once you get signed in, you will see this page while it loads.



It will then flip to this screen and you may start using the app.

NOTE: You will not need to login each time, it will save your information. This update they did not only makes your information safer, but it allows you to sign in on more than one device.



If you need assistance or have trouble signing in, see a member of God's Geek Squad or send us an email:
directory@fumcgraham-nc.org