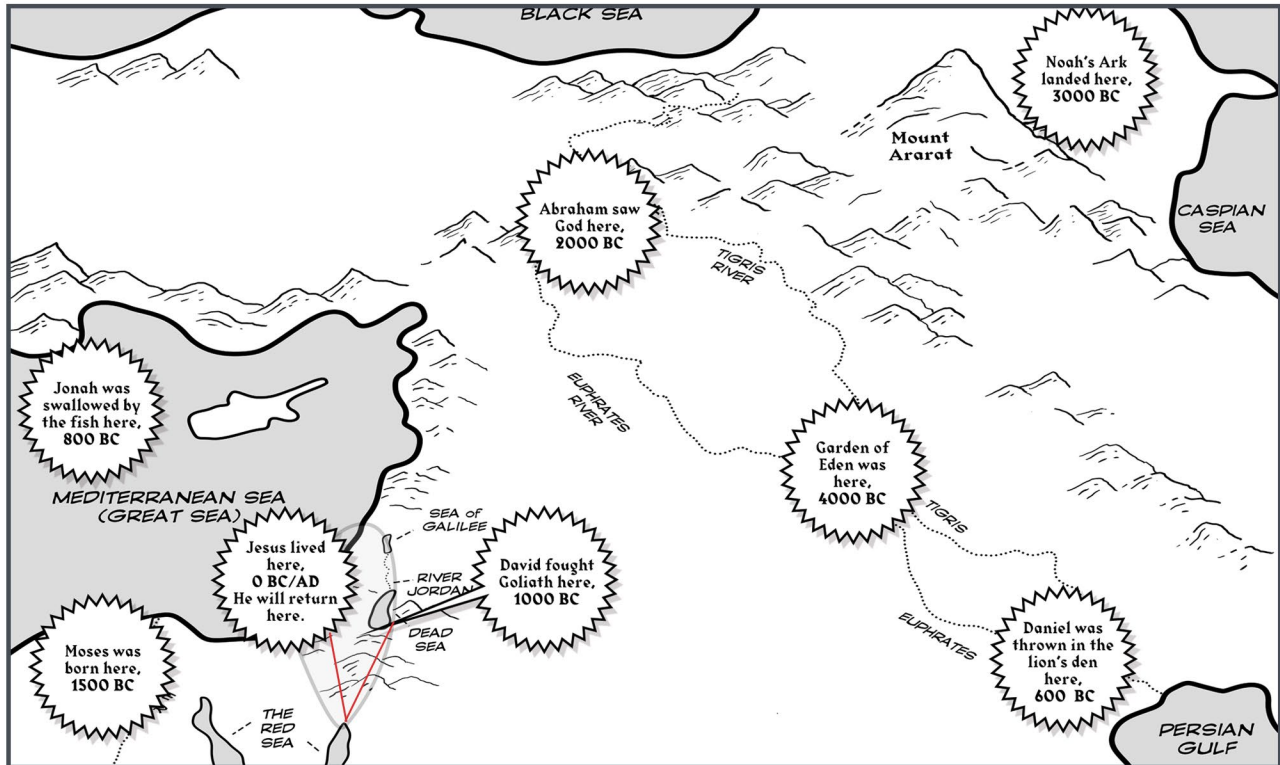



WORKSHEET 4 FOR STUDENTS: FAMOUS BIBLE PLACES

AT-A-GLANCE



This map will show you where some of the most famous Bible events happened.

All Bible history took place between 4,000 BC and just a few years after the year 0. Those marked are very famous.

 **Number** these events in the order they occurred, from earliest to latest. Don't forget: The numbers in BC go backwards! (In other words, Garden of Eden happened first because it has the biggest number.) Put #1 - #7 in or above each event box.


How big is Bible Land? The area between Jesus' box and the Garden of Eden's box is about 550 miles wide. That distance could fit across the United States **five** times.

 **Draw a line** from Jesus' box to the Garden of Eden's box. Write 550 miles on it.

And Israel is only a small part of this map!

 **Find the red lines** near where Jesus' box is. **Trace** around the red lines starting and ending at the Great Sea. **That is Israel!**

The modern-day country of Israel is about the same size as the state of New Jersey. New Jersey is the 4th smallest state in America.

 **Color** in the circles in light colors.