



Support our school just by shopping at Publix.

Publix Partners is donating to our school!
Here's how you can sign up and participate in just a few steps.



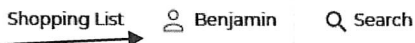
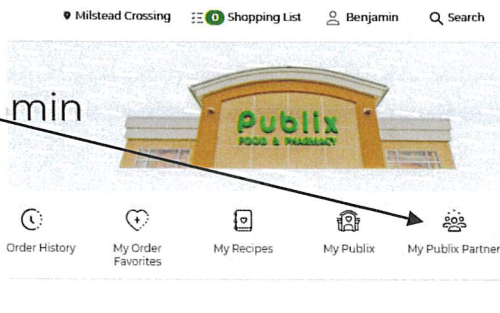

1. Enroll in Publix Partners by visiting **publix.com/partners** and selecting our school.
2. Enter your phone number every time you check out at Publix.
3. Publix will donate a portion of qualifying purchases to our school!

Publix Partners has contributed \$37.7 million to more than 4,600 schools across the Southeast.

Terms and conditions apply.



Signing Up for Publix Partners

Steps	Action	Screen Shot
1.	Go to www.publix.com/partners	
2.	Click on "Club Publix".	 <p>n up for Club Publix, click Publi: ise pay with the Publix app ever</p>
3.	- If you don't have an account – Fill in the required information and click "Join Now". - If you have an account – Click "Log In".	 <p>JOIN NOW LOG IN</p>
4.	Click on your name (top right corner) to take you to your profile.	 <p>Shopping List Benjamin Q Search</p>
5.	On the far-right side of the tool bar, click on "My Publix Partner". Note: You must have selected a store and provided an address for this option to appear.	 <p> Miltstead Crossing Shopping List Benjamin Q Search min Order History My Order Favorites My Recipes My Publix My Publix Partner </p>
6.	Enter your schools name, city or zip code in the search field.	 <p>My Publix Partner</p> <p>Help earn money for your school by using your Publix Partners card at participating Publix Super Markets.</p> <p>LEARN ABOUT PUBLIX PARTNERS</p> <p>Select a school to be your Publix Partner. You can search by school, city, or zip code.</p> <p>Q Search by school, city, or zip code</p> <p>SAVE</p>

7.	Choose your school and click "Save".	<p>My Publix Partner</p> <p>Help earn money for your school by using your Publix Partners card at participating Publix Super Markets.</p> <p>LEARN ABOUT PUBLIX PARTNERS</p> <p>Select a school to be your Publix Partner. You can search by school, city, or zip code.</p> <p>Q Search by school, city, or zip code</p> <p>SAVE</p>
8.	<p>You should see your school's name listed as your Publix Partner.</p> <p>Note: You can change or remove this at any time.</p>	<p>My Publix Partner SIGN OUT</p> <p>Help earn money for your school by using your Publix Partners card at participating Publix Super Markets.</p> <p>LEARN ABOUT PUBLIX PARTNERS</p> <p>School</p> <p>Mauldin High School Mauldin, SC 29662 CHANGE REMOVE</p> <p>VIEW SCHOOL TOTALS</p>
9.	If your school is not listed, go back to publix.com/partners and scroll down to the "Get Resources" link and bring the downloadable application form to your school to fill out.	<p>If your school is not yet participating, you can use this page to:</p> <ul style="list-style-type: none"> • Learn how the program works. • Get resources to help your school sign up.
10.	Once the form has been received by Publix and processed, you can instruct parents to follow the steps above.	