

Public Infrastructure Project Funding CPRA Program Overview

ACEC Louisiana
Fall Conference
November 21, 2019

Bren Haase
Executive Director
Coastal Protection & Restoration Authority



Coastal Protection and
Restoration Authority of Louisiana



committed to **our coast**

CPRA's Annual Plan

- Updated every year
- Serves as implementation vehicle for Master Plan
- Provides 3-year outlook on project schedules and expenditures

<http://coastal.la.gov/our-plan/annual-plan/>




The background of the slide is an aerial photograph of a coastal wetland. It shows a mix of green marshland, dark water channels, and some sandy areas. In the bottom left, a small orange boat is visible in the water. A large, semi-transparent grey silhouette is overlaid on the center of the image. This silhouette depicts a group of approximately 12 people of various ages and builds. Some are holding long poles or fishing rods, and one person is using a telescope on a tripod. The silhouette is positioned over a map of the state of Florida, which is also semi-transparent. The text 'Our Projects' is written in white on a blue horizontal band across the middle of the slide. Below the silhouette, the text 'committed to our coast' is written in black.

Our Projects

committed to **our coast**

Active Projects

- 103 Active Projects
(83 in PLN/E&D, 20 in CON)
- 60 Restoration Projects
(\$5.8B, benefitting 142K acres)
 - 4 Barrier Island
 - 36 Marsh Creation
 - 4 Diversion
 - 4 Hydrologic Restoration
 - 5 Shoreline Protection
 - 1 Oyster Barrier Reef
 - 6 Other
- 32 Hurricane Protection
(\$8B, improving 209 miles of levee)
- 11 Recreational Use Projects (\$29M)



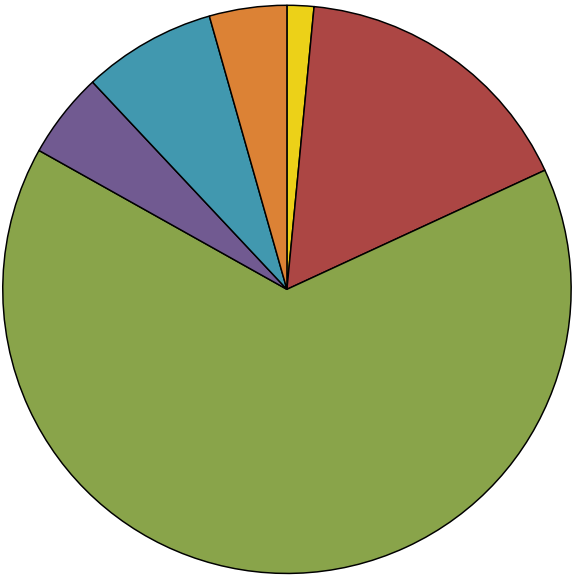


Our Forecast



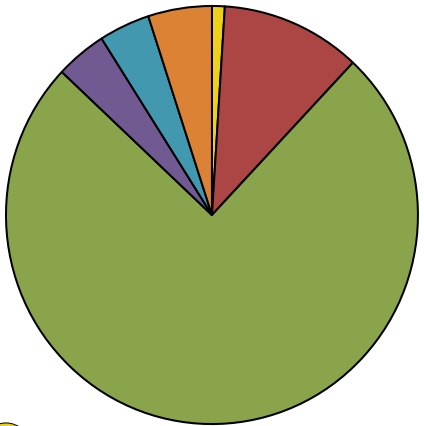
committed to our coast

Projected FY20-22 Expenditures by Project Phase

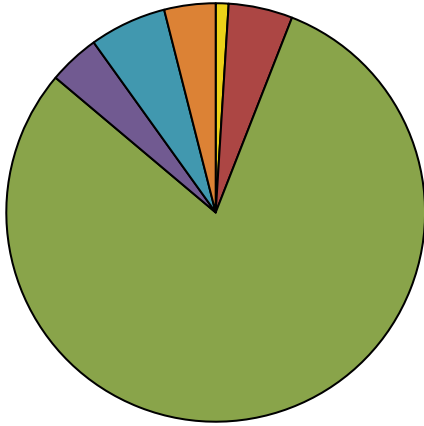


**FY 2020 TOTAL
Projected Expenditures
\$748M**

**FY 2021 TOTAL Projected
Expenditures
\$788M**



**FY 2022 TOTAL Projected
Expenditures
\$945M**



-  Planning
-  Construction
-  Operation, Maintenance and Monitoring
-  Engineering and Design
-  Operating Costs
-  Ongoing Programs and Initiatives

6-Month Construction Forecast- New Starts

- Bayou Chene Floodgate (GOMESA)- \$80M*
- Rosethorne Tidal Protection (State/GOMESA)- \$24.9M*
- Grand Bayou Floodgate (GOMESA)- \$18.5M*
- HNC Lock Phase 1 (RESTORE)- ~\$30M*
- Cameron Meadows Marsh Creation (CWPPRA)- \$32M
- N.O. Landbridge Shoreline/Marsh Creation (CWPPRA)- \$17.8M
- Caminada Back Barrier Marsh Creation (CWPPRA)- \$32.3M
- 9 HP Projects (GOMESA/State)- \$35M*
- 8 Rec Use Projects (NRDA)- \$17.6M
- **24 projects – total value ~\$288M**
- First large-scale *DWH* Oil Spill Projects anticipated to begin CON in Spring 2020**

* Externally led contract

** See Annual Plan for full listing: <http://coastal.la.gov/our-plan/annual-plan/>

3-Year Dredging Forecast

[illegible]



Doing Business with CPRA



committed to our coast

Engineering, Surveying, and Geotechnical Services – IDIQs

- 33 General and Coastal Engineering Services contracts
- 7 Limited Engineering Services contracts
- 6 Geotechnical Engineering Services contracts
- 7 Surveying Services contracts

Amount Tasked:

Category	Contract Value	Amt. Tasked	%
Engineering	\$78,500,000	\$26,744,488	34%
Geotech	\$10,000,000	\$4,847,654	48%
Surveying	\$11,250,000	\$5,941,695	53%



Connect with us!

Website & Email sign up:

www.coastal.la.gov

Facebook: **@LouisianaCPRA**

Instagram **@la_cptra**

#Our Coast

