

## Measured Impacts since July 2015

400

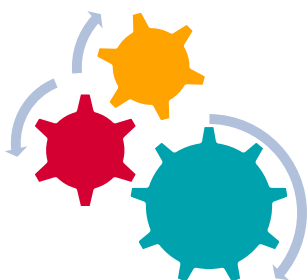
Approximate number of participants who attended **seven** professional development opportunities

83

Number of partners and project staff trained in **two** evidenced-based teen

661

Number of youth that participated in Draw the Line/Respect the Line and Making Proud Choices programming




19

Sectors identified as areas of focus by the Coalition, serving as a tool to identify agency representation and sector gaps

2

Summits held with **460** total participants who gave feedback such as...

***"The Summit was powerful and the networking and resource fair were valuable. I was also impressed with the organization of the Summit. This is how every conference should be in regards to quality of content and organization."***



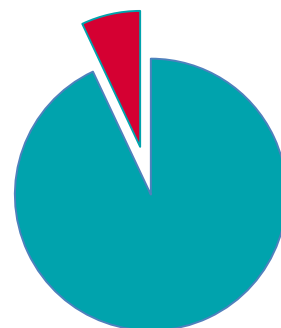
52

Total agencies involved in the Coalition.

93 – 100%

Of Coalition members said they "Strongly Agree" or "Agree" with the following statements:

- *I feel the content/topics covered in this meeting can be applied in my work*
- *I believe we can improve the wellbeing of Maricopa County Adolescents*
- *I believe we are making progress toward the goals and objectives of the Collective STEP for Youth*





# Messages that Matter: Storytelling & Communicating for Impact

The Office of Adolescent Health (OAH) Teen Pregnancy Prevention (TPP) Program funds grants to communities working to prevent teen pregnancy. Between September 2010 – August 2015, the OAH TPP Program served half a million youth with evidence-based and new and innovative TPP programs and funded 41 rigorous evaluations of TPP programs. Helping young people avoid pregnancy can improve educational attainment, reduce poverty, and increase opportunity.



BETWEEN FY2010 & 2014  
the teen birth rate in the U.S.  
**DECLINED 29%**

Teen birth rates are at historic lows  
and there have been substantial  
declines in all 50 states and **among  
all racial/ethnic groups**

Despite impressive progress, **great  
disparities in teen birth rates persist—**  
Hispanic and black teens continue to  
have disproportionately high rates

## In the US

In the U.S., teen childbearing cost  
taxpayers **\$9.4 billion** in 2010

**2X** SONS OF TEEN  
MOTHERS ARE **TWICE**  
AS LIKELY TO END UP  
IN PRISON

DAUGHTERS OF YOUNG TEEN  
MOTHERS ARE **3 TIMES**  
MORE LIKELY TO BECOME  
TEEN MOTHERS THEMSELVES



**8 out of 10** teen fathers don't marry  
the mother of their child

## In Arizona

Teen birth rate (births per 1,000), 2014

TOTAL	ARIZONA	UNITED STATES
Females aged 15 - 19	29.9	24.2
FEMALES AGED		
15 – 17	13.4	10.9
18 – 19	55	43.8

**12<sup>th</sup>**

ARIZONA WAS RANKED  
**12 OF 51** (US + DISTRICT  
OF COLOMBIA) ON FINAL  
2014 TEEN BIRTH RATES  
(1 REPRESENTING THE  
HIGHEST RATE)

In Arizona, teen childbearing cost  
taxpayers **\$240 million** in 2010

**51%**

PERCENTAGE OF WOMEN  
IN ARIZONA OVERALL  
WHO DESCRIBED THEIR  
PREGNANCY AS UNPLANNED