

Raider Reading Journal



Summer 2021

Directions, Requirements, & Grading:

Welcome to your Raider Reading Journal! Use this journal to reflect, document, create, and analyze your book while you read this summer. Although many of the books are fictional and prompts may refer to “characters,” the prompts are meant to also work for any of the nonfiction texts; therefore, those reading the nonfiction books can consider “character” to be the author or narrator of their book.

You can complete pages as you read, but you must finish the journal once you finish your book. Follow the instructions for each page; however, you can complete the pages in whatever order you would like. Have fun with it!

Requirements for all students:

- **Decorate the front cover—it can connect to the book specifically or just reflect your own personal style and preference. Either way, the front cover should at least include your book’s title and your name somewhere. Try to fill the space fully.**
- **All students must complete 10 of the provided pages. This means that you get to choose which prompts you want to skip. Cross out any pages you will not answer.**

Plagiarism Statement:

As a student at Cardinal High School, you understand that all work in this journal should follow our school Plagiarism policy and should be authentically your own. Plagiarism of work by another student or an outside source will result in a zero on this assignment, as well as a school detention.

This journal belongs to:

WRITE YOUR NAME HERE

WRITE YOUR SUMMER READING BOOK TITLE HERE

WRITE YOUR FAVORITE CHARACTER'S NAME HERE

WRITE YOUR GRADE HERE

WRITE YOUR ENGLISH TEACHER'S NAME HERE - Wait until school begins to include this.

WRITE YOUR FAVORITE FOOD HERE

WRITE YOUR DREAM PROFESSION HERE

**Your journal is due Monday, August 30 by 3:05 to your English teacher.
You will be able to turn your journal in the first week of school.**

Grading Explanation:

English class (weight will be determined by the student's English teacher):

***All task scores will be determined by their completeness, creativity, effort, and relevance to the book. Students should strive to show their knowledge of the book by the thoroughness with which they complete each task.**

Your journal is due on Monday, August 30 to your English teacher.

Check off each task when finished

_____ Task 1 Front cover is decorated to fit book or student's personality _____/10%

_____ Task 2 Completed the required number of pages (10) _____ /40%

- Missing 2 pages = 30%
- Missing 3 pages = 25%
- Missing 4 pages = 20%
- Missing 5 pages = 15%
- Missing 6 pages = 10%
- Missing 7 + pages = 5%

_____ Task 3 Turned in on time _____/5%

Late policy = -10% per day late

Effort, textually accurate details, and relevant support for each task show strong student understanding of the text. _____/45%

- 45% - ALL tasks were completed fully, thoroughly, creatively, and following all directions with textually accurate details.
- 40% - Most tasks were (possibly had 1-2 areas that could use more work).
- 35% - Many tasks were . . . (3-4 areas could use more work)
- 30% - Some tasks were . . . (5-6 areas could use more work)
- 20% - Few tasks were . . . (7-9 areas could use more work)
- 10% - Hardly any tasks were . . .

Note: Any student who changes books *past* the deadline or *without* permission of the English Department will lose 20% of their grade on the assignment for not following directions.

Read Directions Carefully.

- 1. Read your book.**
- 2. Use this journal to document your reading.**
- 3. Follow the instructions on every page.**
- 4. Order of completion is not important.**
- 5. Don't hold back!**

POST IT!

Fill this whole page with different post-it notes about your book. Questions, facts, summarizations, comments, and predictions are just a few ideas that you could use! You must have page #s and full sentences.

Facemask:

Draw a facemask or add a picture of a facemask that you think a character from your book would wear. Be sure to include why you chose this particular face mask and which character would wear this mask.

Add a New Character


Add a new character to your book.

Describe this new character:

How would this new character's inclusion in the story change the ending?

Casting Director

If you were to make a movie about your book who would you hire to play the main characters and why? List all of the main characters, the actors you would hire and your justification in the space below. After you've cast your film, in the space provided create a movie poster with your cast.

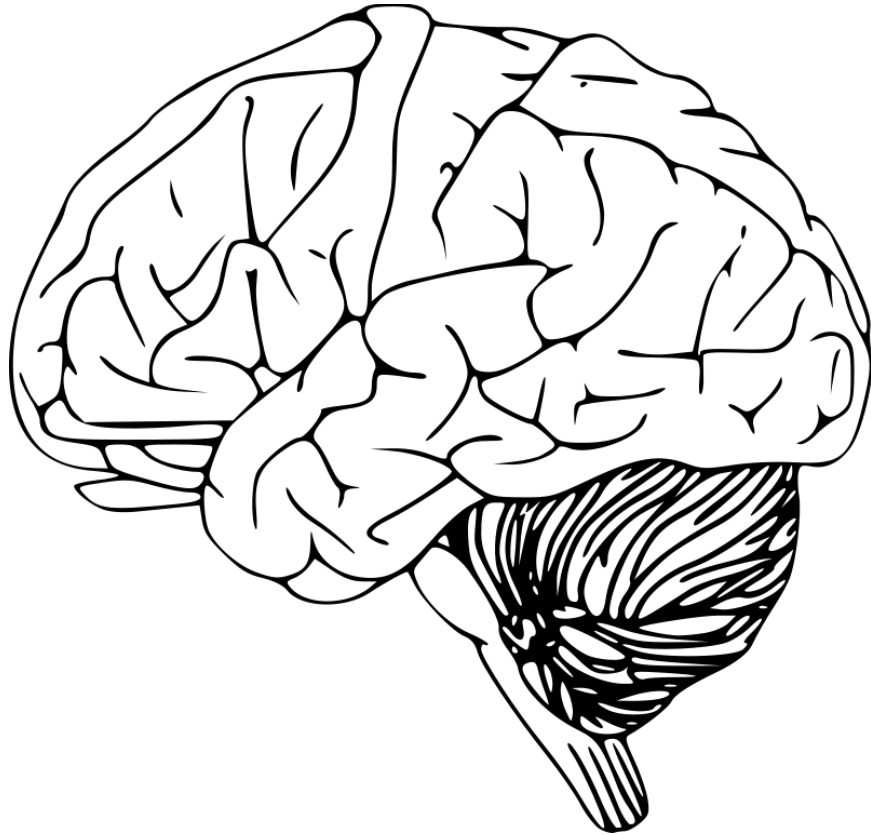


JOURNAL ENTRY:

WRITE AN ENTRY FROM YOUR CHARACTER'S PERSPECTIVE.

1. PROVIDE CONTEXT CLUES TO PROVE THAT THE ENTRY WAS WRITTEN DURING AN EVENT IN THE NOVEL.
2. LENGTH: 200 - 300 WORDS
3. CHOOSE A FONT OR HAND WRITING TO MATCH YOUR CHARACTER'S PERSONALITY.
4. INCLUDE YOUR CHARACTER'S IMPLIED FEELINGS AND THOUGHTS ABOUT THE EVENT.

A spiral-bound notebook with a yellow cover and lined pages. The notebook is open to a blank page with horizontal ruling lines. The spiral binding is on the left side. The page is divided into two columns by a vertical line, with the wider column on the right.




Think of Me

[How has this book changed your thinking? Inside the brain, write one word or phrase that has changed for you after reading your book. In the space below in a 5-9 sentence paragraph, explain how this book made you question or rethink this word or phrase.]

Therapist questions: you have been asked to observe one character in the book, noting his/her actions and feelings towards him/herself and others.

-Write a paragraph analysis of this character's personality, followed by a list of at least three questions you would ask that character in an interview.



1.

2.

3.

REWRITE:


You get the opportunity to rewrite the ending of the book for future readers! Pick up where the author left off, or identify a moment in the text that you see as a possible turning point, and then describe the direction you wish the book had taken.

Write 1 paragraph using specific details. Then write 1 paragraph explaining why your ending would be better.

A spiral-bound notebook page with a vertical line down the center and horizontal lines for writing. The page is yellowed and has a spiral binding on the left side.

Snapchat the Story

Create a Snapchat from one of the characters sent at some point in the book. Make sure you include a picture and text; the reader should be able to tell who is sending the Snapchat and in what scene the Snapchat was taken.



Character 4 Square

Choose one character from the book and fill in the boxes according to the directions for that particular square.

Character's Name _____


Write at least six adjectives that describe your character.

What is your character's greatest desire (or goal) in life?

Draw symbols that represent your character or your character's struggle. Include at least 2.

What does your character need most?

Pick a scene in which you disagreed with how a character handled a situation. Rewrite that scene in the way you think it should have happened, or write a letter to your character explaining how he or she should have handled the situation. Be sure to include your character's name and specific details about what situation was handled poorly.



Our Best Face Forward

Sometimes characters show the world a different person than who they truly are. Draw a line down the center of this page. On the left side, draw or include pics, words, phrases, that represent or symbolize what your character looks like on the outside. On the right side of the line, illustrate what your character is truly like by including pics, words, phrases that present your character's true self.

Bible Verse

Find a Bible verse that would help your character get over a conflict or might encouragement to the character.

Bible Verse: (Write out)

Bible Book Name:

Chapter:

Verse:

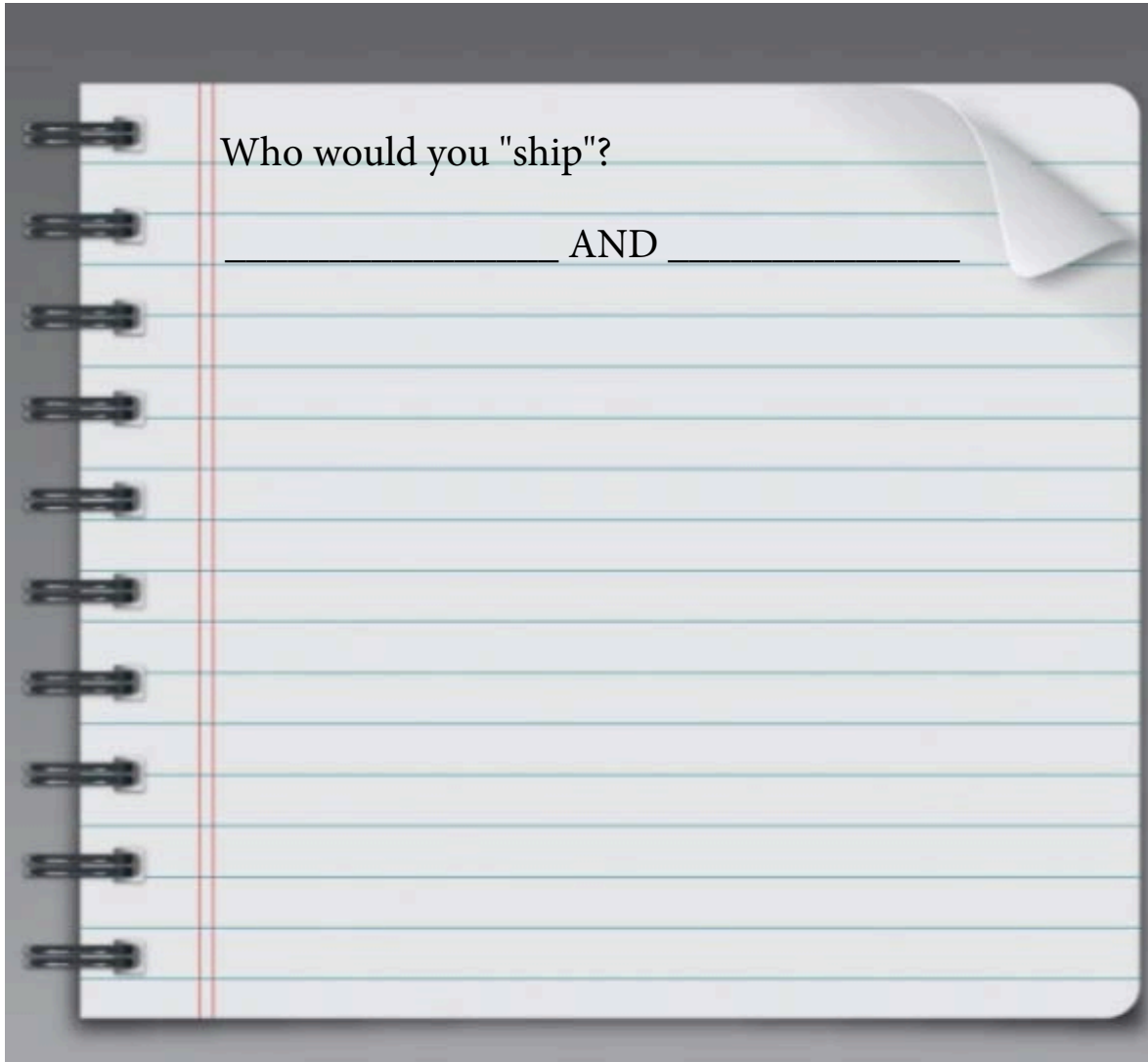
Write two sentences that explain why you chose this verse.

Poetry

Choose at least 10 direct quotes (phrases or parts of a line) to create a poem. Your poem should represent a character, event, or theme from your novel. After each line, include the page number where the words were found.


Who would you "ship"? Lots of people would choose different character relationships if they were to rewrite a novel. How would you create a relationship or change a relationship between characters that are already in your book?

Suggestions: mentorship/romantic relationship/friendship/rivalry




- What is the existing relationship in the book?
- Explain the new relationship you would create.
- Why would you change the existing relationship to your new idea?
Include the answers to these questions on the notebook paper above.

Create a "Wanted" Poster (with a picture) from the perspective of one of the characters in your book. Then, write at least three sentences explaining why the character would want this item.



Graphic Novel: Choose a favorite or memorable scene from your novel. Use the squares provided below to illustrate the scene. You may paraphrase. Each box must contain a description or dialogue. When you are finished, number the boxes.



Create Your Own Page

What type of prompt did you want to do that was not included? Now you get to make that page. Your page will be graded on creativity, effort, description of what you are doing, and evidence of close reading. You never know - your idea might be part of next year's summer reading journal.

You may choose to write something or draw something below.

Directions for my page:

Sample Answer: