



To download WeChat for iPhone

1. Open the app store on your phone, and select “Search” on the bottom right hand corner (magnifying lens image)



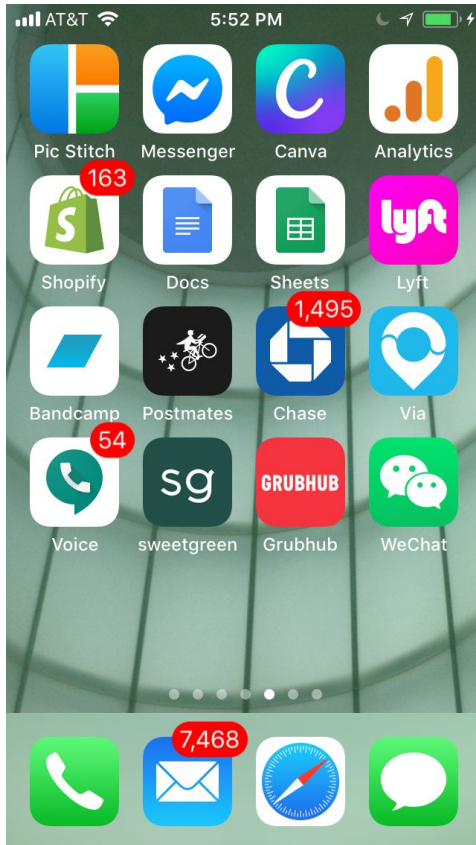
2. Search “WeChat” and click the green icon with the white chat bubbles.



3. The screen you see above should pop up



4. Select the download button (it's the blue cloud icon with the downward facing arrow)
5. Once the download is complete, return to the homescreen
 - a. If your iPhone has a home button (the circular button towards the bottom of the device), click the button once
 - b. If your iPhone doesn't have a home button, swipe up

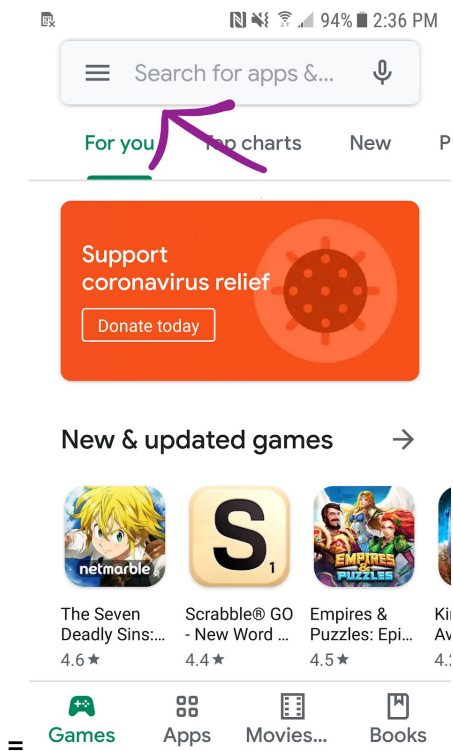


6. Your screen should look like the screen above
7. Click on the green WeChat icon on the bottom right
8. When you open the app, it will prompt you to register as a user

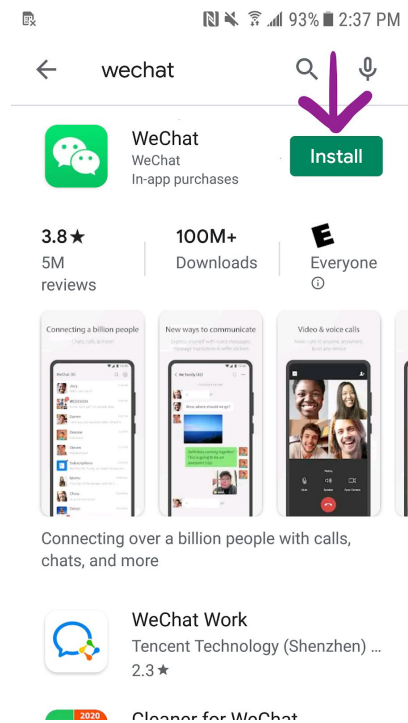
Once downloaded, contact emma@askumbrella.com or call 973-200-4499 to get assistance with your account creation.

To download WeChat for Android

1. Open the Google Play Store app 



2. Search “WeChat” and select the green icon with the white chat bubbles



3. Select the green “Install” button to download

Once downloaded, contact emma@askumbrella.com or call 973-200-4499 to get assistance with your account creation.