

Create Your 2 Free Custom Yearbook Pages For Augustine Christian Academy



Add Photos

Add your favorite photos from your phone, computer, Instagram, Facebook, Google or Dropbox account, and have them printed in your copy of the yearbook.



Sign Books

Make your friends smile by sending them a message (can include a photo or sticker) that they can add to their custom pages or ask them to send you one!



Add Memories

Answer questions about your year and capture your very best moments. You can even include a photo to go along with them.



Design Your Page

Add all of your memories to your two free personal pages that will be printed in your unique copy of the yearbook. Need more room? You can add more pages!

To purchase & customize your yearbook:

Must be a parent or student 13 years or older.

- 1 Go to www.treering.com/validate
- 2 Enter your school's passcode:
1014725638033905

Yearbook Price: **\$39.55**

*Does not include sales tax, if applicable

Deadline: **Apr 1**

Need help? Contact www.treering.com/help

TreeRing

How to Create your Custom Yearbook Pages for Augustine Christian Academy

1

1. Go to www.treering.com
2. Enter our school's passcode:
1014725638033905


Email:


Password:


[Log In](#)


2


Click **Build Custom Pages** on the right side of the screen.

 TREERING SCHOOL

 Yearbooks


 Signatures

 Shared Photos

[Build Custom Pages](#)

3

Add **Photos**.




Drag and drop your photos here

[Next](#)

4

Add **Memories**.

 Add Photos

My favorite memory from spring break was...

[Add your answer here!](#)

5

Click the **Build Pages** in the top, right side of the screen.

[Build Pages >](#)

6

Add photos and memories by the deadline to ensure they print in your copy of the yearbook.
No need to set pages to Print Ready!

Deadline: **Apr 1**