

Getting a Unique Entity ID (UEI) on SAM.gov

August 4, 2022



U.S. Small Business
Administration

John Dicus, *U.S. Small Business Administration (SBA)*

Janie Sacco, *U.S. Small Business Administration (SBA)*



Kate Hoy, *Washington State Office of Procurement
Technical Assistance Center (PTAC)*



**Official U.S. Government Website**
100% Free

The Official U.S. Government System for:

Contract Opportunities
(was fbo.gov)

Contract Data
(Reports ONLY from fpds.gov)

Wage Determinations
(was wdol.gov)

Federal Hierarchy
Departments and Subtiers

Assistance Listings
(was cfda.gov)

Entity Information
Entities, Disaster Response Registry, and
Exclusions

Entity Reporting
SCR and Bio-Preferred Reporting

[Learn More](#)

Register Your Entity or Get a Unique Entity ID

Register your entity or get a Unique Entity ID to get started doing business with the federal government.

Get Started

Renew Entity

 Check Registration Status

Already know what you want to find?

Select Domain...

e.g. 1606N020Q02

What is a Unique Entity ID (UEI)?

- As of April 4, 2022, all entities receiving federal funds via contracts, grants, etc. must have a UEI
- Working Washington 5 (WW5) is a state grant program, however the **funding for WW5 comes from the federal government**
- A UEI is the **unique 12-character (alpha numeric) ID** assigned by the federal government via SAM: System for Award Management, [SAM.gov](https://sam.gov)

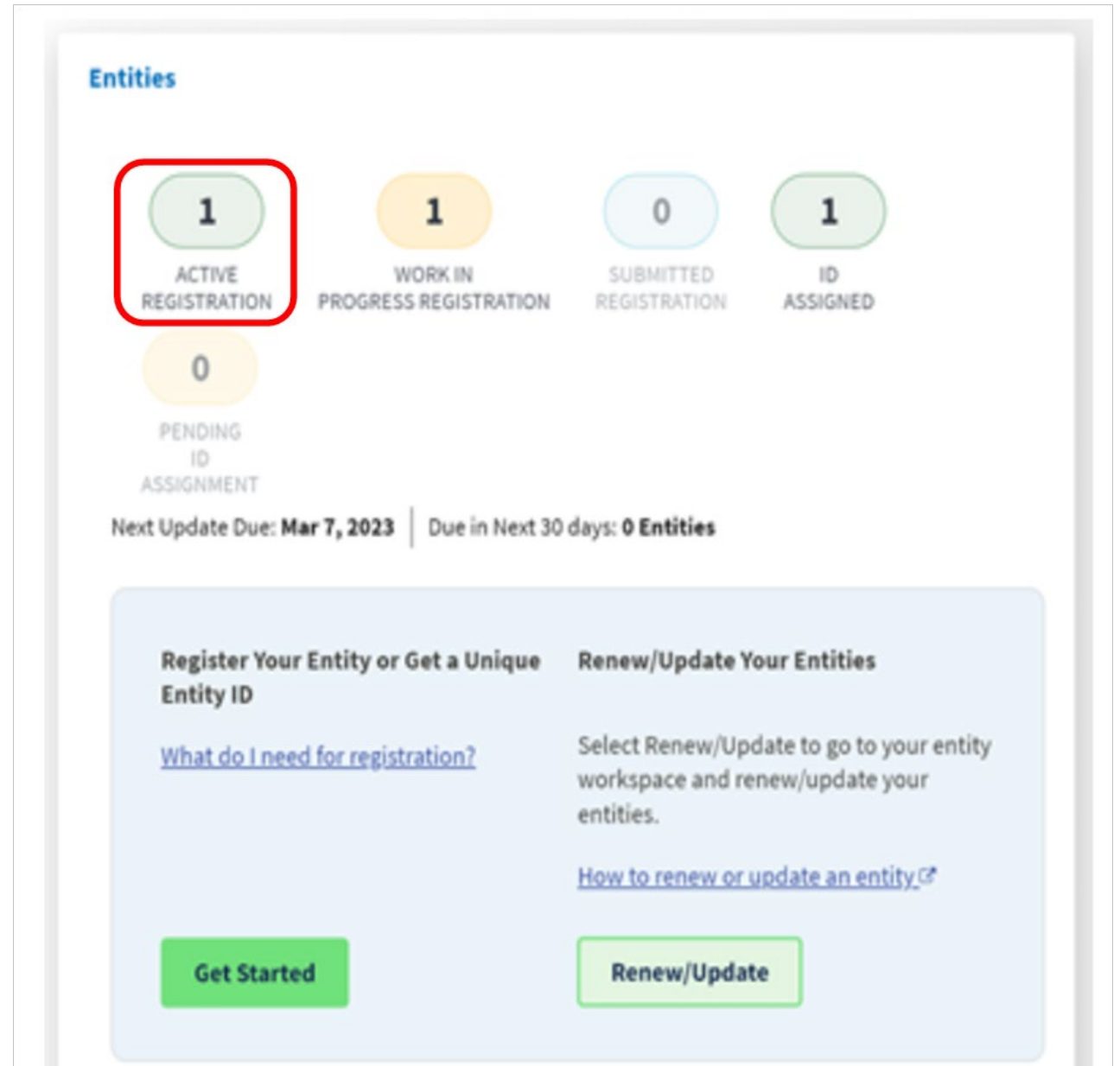
Already Registered in SAM.gov

- If your entity is registered in SAM.gov, you already have a Unique Entity ID (UEI) that is viewable in SAM.gov
- This includes inactive registrations
- Your UEI is located on your SAM.gov entity record

View Your UEI in SAM.gov

Log in to SAM.gov.

In the Entities section of your Workspace, select the numbered bubble above “Active Registration”



The screenshot displays the 'Entities' section of the SAM.gov workspace. At the top, there are five colored bubbles representing different registration statuses: 'ACTIVE REGISTRATION' (green, 1), 'WORK IN PROGRESS REGISTRATION' (yellow, 1), 'SUBMITTED REGISTRATION' (light blue, 0), 'ID ASSIGNED' (green, 1), and 'PENDING ID ASSIGNMENT' (yellow, 0). The 'ACTIVE REGISTRATION' bubble is highlighted with a red rectangle. Below the bubbles, a status bar indicates 'Next Update Due: Mar 7, 2023' and 'Due in Next 30 days: 0 Entities'. At the bottom, there are two columns of action links: 'Register Your Entity or Get a Unique Entity ID' with a link 'What do I need for registration?' and a 'Get Started' button; and 'Renew/Update Your Entities' with instructions to select 'Renew/Update' to go to the entity workspace and a link 'How to renew or update an entity?' with a 'Renew/Update' button.

Status	Count
ACTIVE REGISTRATION	1
WORK IN PROGRESS REGISTRATION	1
SUBMITTED REGISTRATION	0
ID ASSIGNED	1
PENDING ID ASSIGNMENT	0

Next Update Due: Mar 7, 2023 | Due in Next 30 days: 0 Entities

Register Your Entity or Get a Unique Entity ID

[What do I need for registration?](#)

Get Started

Renew/Update Your Entities

Select Renew/Update to go to your entity workspace and renew/update your entities.

[How to renew or update an entity?](#)

Renew/Update

View Your UEI in SAM.gov

Your Unique Entity ID (UEI) will be displayed below your Entity Name

The screenshot displays the SAM.gov interface for a user's workspace. On the left, a sidebar contains a dropdown menu titled "Show Workspace For Non-Federal Entities" with options for "Non-Federal Entities", "BioPreferred Reporting", and "Service Contract Reporting". Below this is a "Filter By" section with three search options: "Search by Keyword", "Search By Entity", and "Search By Status". At the bottom of the sidebar, there are four checkboxes for registration status: "Work in Progress Registration", "Submitted Registration", "Active Registration" (which is selected and highlighted with a blue border), and "Inactive Registration".

The main content area shows a list of entities. The first entity is "LLC" with a green dot indicating "Active Registration". Below the entity name, the "Unique Entity ID:" is displayed, and this field is highlighted with a red rectangular box. A red arrow points from the right side of the box to the UEI value. Below the UEI, the "CAGE/NCAGE:" is shown as "(blank)".

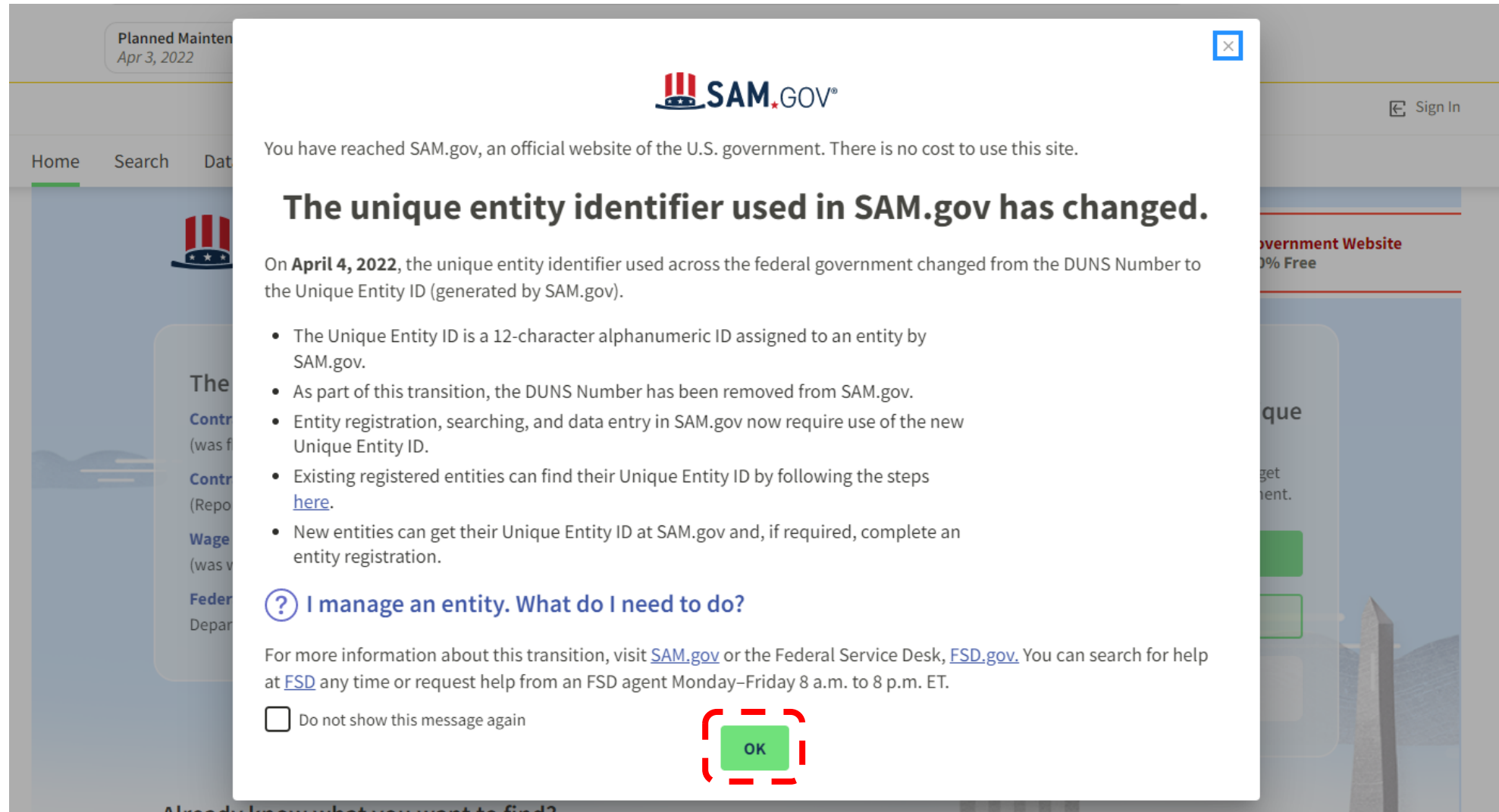
On the right side of the main content area, there are two sections: "Purpose of Registration:" which is "Federal Assistance Awards", and "Physical Address:" which is "Brooklyn, NY USA".

At the top right of the main content area, there is a pagination bar showing "1 of 1" results and a "Results per page" dropdown set to "25".

Obtaining a Unique Entity ID (UEI) from SAM.gov

Go to
www.SAM.gov

Review the
updates to the
system and hit
“OK”



The screenshot shows the SAM.gov website interface. A modal dialog box is centered on the screen, containing the following information:

SAM.GOV®

You have reached SAM.gov, an official website of the U.S. government. There is no cost to use this site.

The unique entity identifier used in SAM.gov has changed.

On **April 4, 2022**, the unique entity identifier used across the federal government changed from the DUNS Number to the Unique Entity ID (generated by SAM.gov).

- The Unique Entity ID is a 12-character alphanumeric ID assigned to an entity by SAM.gov.
- As part of this transition, the DUNS Number has been removed from SAM.gov.
- Entity registration, searching, and data entry in SAM.gov now require use of the new Unique Entity ID.
- Existing registered entities can find their Unique Entity ID by following the steps [here](#).
- New entities can get their Unique Entity ID at SAM.gov and, if required, complete an entity registration.

? I manage an entity. What do I need to do?

For more information about this transition, visit SAM.gov or the Federal Service Desk, FSD.gov. You can search for help at [FSD](#) any time or request help from an FSD agent Monday–Friday 8 a.m. to 8 p.m. ET.

☐ Do not show this message again

OK

Registering Your Entity with SAM.gov

Click on the
“Get Started”
button twice

The screenshot shows the SAM.gov homepage. At the top right, there is a 'Sign In' link. The navigation bar includes 'Home', 'Search', 'Data Bank', 'Data Services', and 'Help'. The SAM.gov logo is prominently displayed. A badge on the right states 'Official U.S. Government Website 100% Free'. The main content area is divided into two columns. The left column, titled 'The Official U.S. Government System for:', lists several services: 'Contract Opportunities (was fbo.gov)', 'Contract Data (Reports ONLY from fpds.gov)', 'Wage Determinations (was wdol.gov)', and 'Federal Hierarchy (Departments and Subtiers)'. The right column, titled 'Register Your Entity or Get a Unique Entity ID', includes a 'Learn More' link, a description of the registration process, and three buttons: 'Get Started' (highlighted with a red dashed box), 'Renew Entity', and 'Check Registration Status'. At the bottom, there is a search bar with the text 'Already know what you want to find?' and a dropdown menu for 'Select Domain...' with the example 'e.g. 1606N020Q02'.

Home Search Data Bank Data Services Help

SAM.GOV®

Official U.S. Government Website
100% Free

The Official U.S. Government System for:

- Contract Opportunities**
(was fbo.gov)
- Contract Data**
(Reports ONLY from fpds.gov)
- Wage Determinations**
(was wdol.gov)
- Federal Hierarchy**
Departments and Subtiers
- Assistance Listings**
(was cfda.gov)
- Entity Information**
Entities, Disaster Response Registry, and Exclusions
- Entity Reporting**
SCR and Bio-Preferred Reporting

[Learn More](#)

Register Your Entity or Get a Unique Entity ID

Register your entity or get a Unique Entity ID to get started doing business with the federal government.

Get Started

Renew Entity

Check Registration Status

Already know what you want to find?

Select Domain... ▼ e.g. 1606N020Q02

Accept the Terms to Sign Into SAM.gov

The image shows a screenshot of the SAM.gov website. At the top left is the SAM.gov logo. To the right is a 'Sign In' link. Below the logo is a navigation bar with links: Home, Search, Data Bank, Data Services, and Help. The main heading is 'Get Started with Registration and the Unique Entity ID'. Below this is a sub-heading 'Submitting a registration and getting a U...'. On the left, there is a section titled 'Before You Get Started' with a progress indicator showing step 1 'About Registration' and step 2 'Set up Account'. The main content area is partially obscured by a modal window. The modal window has the SAM.gov logo at the top and contains the following text: 'You must accept the U.S. Government System terms to sign into this website', 'This is a U.S. General Services Administration Federal Government computer system that is "FOR OFFICIAL USE ONLY." This System is subject to monitoring. Individuals found performing unauthorized activities are subject to disciplinary action including criminal prosecution.', a warning icon followed by 'Using another person's email address and password to access SAM is strictly prohibited.', and 'Keep your login information confidential.' At the bottom of the modal are two buttons: 'Cancel' and 'Accept'. The 'Accept' button is highlighted with a red dashed border. On the right side of the background, there is a button 'Entity Information Home' and a section titled 'Your Entity or Get a Unique Entity ID' with buttons 'Get Started', 'Renew Entity', and 'Check Registration Status'.

SAM.GOV®

Home Search Data Bank Data Services Help

Get Started with Registration and the Unique Entity ID

Submitting a registration and getting a U...

Before You Get Started

Review these steps to choose which and apply for federal awards or you having to complete a registration.

1 About Registration 2 Set up Account

You must accept the U.S. Government System terms to sign into this website

This is a U.S. General Services Administration Federal Government computer system that is "FOR OFFICIAL USE ONLY."
This System is subject to monitoring.
Individuals found performing unauthorized activities are subject to disciplinary action including criminal prosecution.

Using another person's email address and password to access SAM is strictly prohibited.

Keep your login information confidential.

Cancel Accept

Entity Information Home

Your Entity or Get a Unique Entity ID

entity or get a Unique Entity ID to ng business with the federal

Get Started

Renew Entity

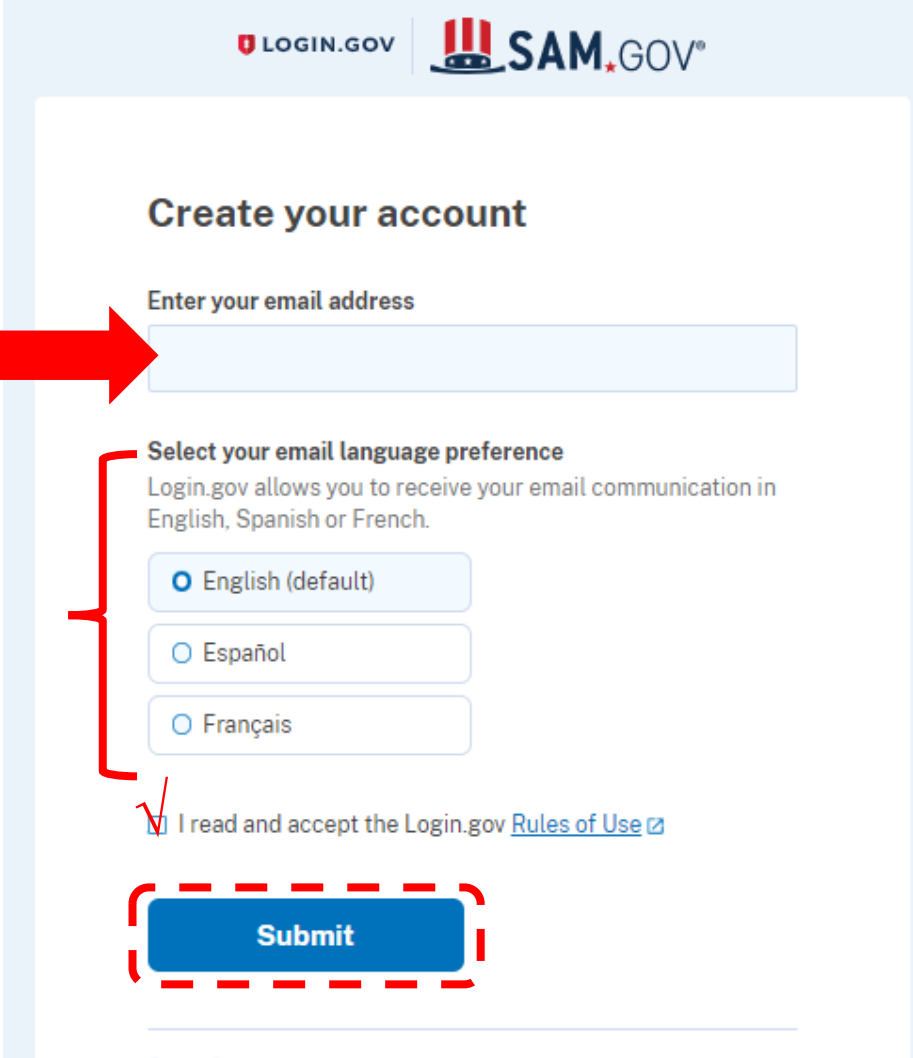
Check Registration Status

Already Registered?

Signing up with Login.gov

To sign into
www.SAM.gov you
will first need a
login.gov account

*You can select to receive
email communications in
English, Spanish or French*



The screenshot shows the 'Create your account' page on Login.gov. A large red arrow points from the text 'login.gov account' to the 'Enter your email address' input field. A red bracket groups the language selection options, with a red checkmark next to the 'I read and accept the Login.gov Rules of Use' checkbox. The 'Submit' button is highlighted with a red dashed border.

LOGIN.GOV | SAM.GOV®

Create your account

Enter your email address

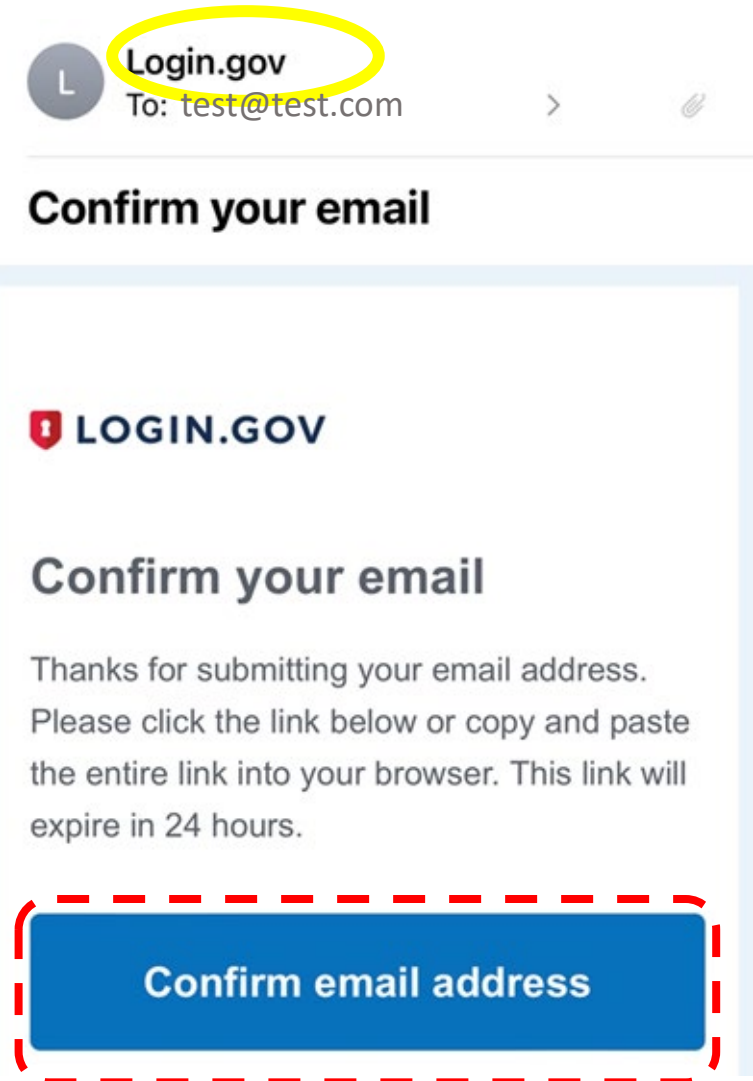
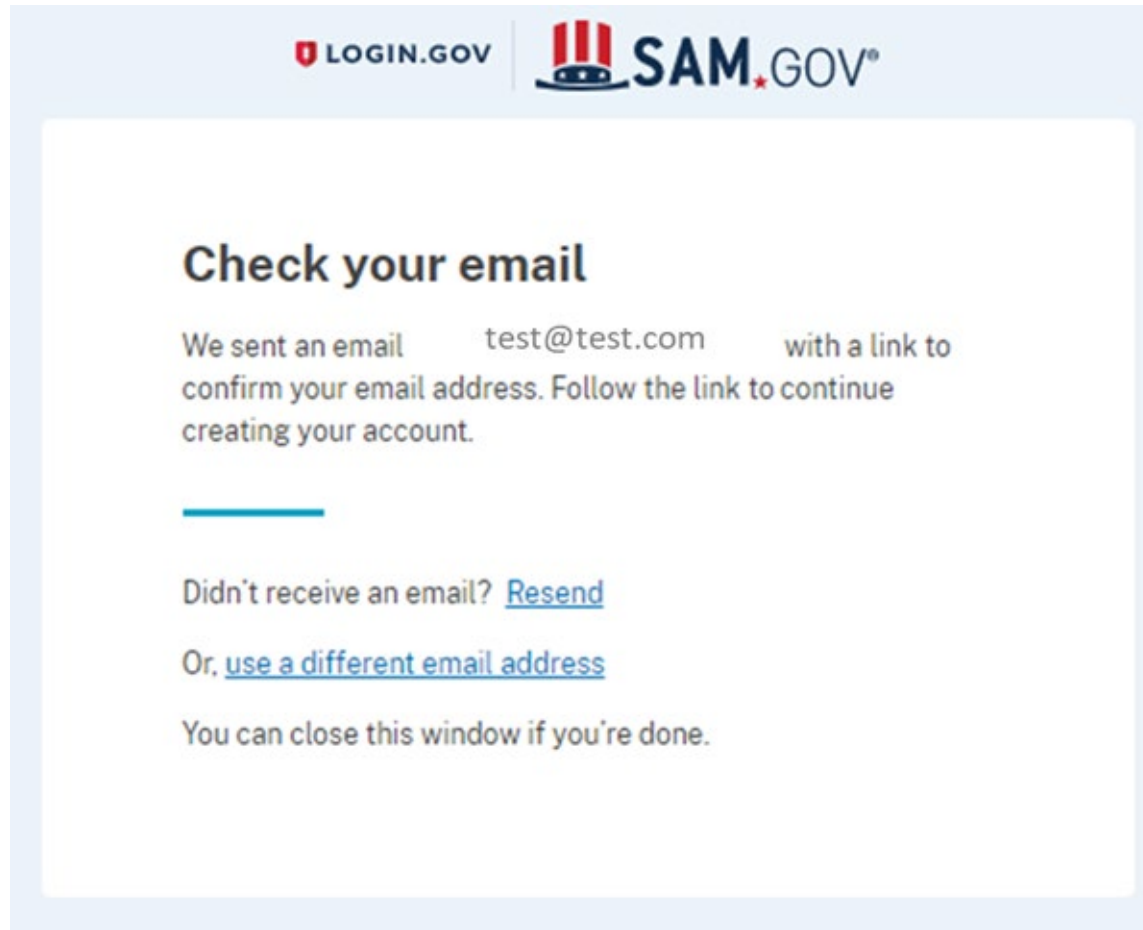
Select your email language preference
Login.gov allows you to receive your email communication in English, Spanish or French.

☒ English (default)
☐ Español
☐ Français

☒ I read and accept the Login.gov [Rules of Use](#)

Submit

Check and Confirm Your Email



Create a Password for Login.gov


✓ You have confirmed your email address

Create a strong password

It must be at least 12 characters long and not be a commonly used password. That's it!

☒ Show password

Password





Password strength: **Great!**

Continue


NOTE:
Password must be at
least 12 characters long


Set-up Authentication for Login.gov





Authentication method setup


Add another layer of security by selecting a multi-factor authentication method. We recommend you select at least (2) two different options in case you lose one of your methods.

☐  **Security key**
A physical device, often shaped like a USB drive, that you plug in to your device.



☐  **Government employee ID**
PIV/CAC cards for government and military employees. Desktop only.


☐  **Authentication application**
Download or use an authentication app of your choice to generate secure codes.

☒  **Text or voice message**
Receive a secure code by (SMS) text or phone call.

☐  **Backup codes**
A list of 10 codes you can print or save to your device. When you use the last code, we will generate a new list. Keep in mind backup codes are easy to lose.

Continue






Send your security code via text message (SMS) or phone call

We'll send you a security code **each time you sign in**.

Message and data rates may apply. Do not use web-based (VOIP) phone services or premium rate (toll) phone numbers.

Phone number
Example: (201) 555-0123

 (123) 123-4567

How should we send you a code?
You can change this selection the next time you sign in. If you entered a landline, please select "Phone call" below.

☒ Text message (SMS) ☐ Phone call


[Mobile terms of service](#)


Send code

[Choose another option](#)

Login.gov → SAM.gov

LOGIN.GOV

SAM.GOV®



**You've created an account with
Login.gov**

We'll share this information with sam.gov:

✓ Email address


test@test.com


sam.gov will only use this information to connect to your account.

⚠ [Add a second authentication method.](#) You will have to delete your account and start over if you lose your only authentication method.

Agree and continue

LOGIN.GOV

SAM.GOV®



**sam.gov is using Login.gov to allow
you to sign in to your account
safely and securely.**

You are already signed in with the following email:

✓ Email address

test@test.com

Continue

Or

Switch emails

Get Started in SAM.gov



Requests Notifications Workspace Sign Out

Home Search Data Bank Data Services Help

Get Started with Registration and the Unique Entity ID

Submitting a registration and getting a Unique Entity ID are FREE.

Before You Get Started

Review these steps to choose which option is right for you. You can register to bid and apply for federal awards or you can request a Unique Entity ID only without having to complete a registration.



1 About Registration

If you want to apply for federal awards as a prime awardee, you need a **registration**.

A registration allows you to bid on government contracts and apply for federal assistance. As part of registration, we will assign you a Unique Entity ID.

To see comprehensive instructions and checklist for entity registration, download our [Entity Registration Checklist](#).

If you do not want to apply directly for awards, then you do not need a registration. If you only conduct certain types of transactions, such as reporting as a sub-awardee, you may not need to complete a registration. You may only need a **Unique Entity ID**.

Entity Information Home

Register Your Entity or Get a Unique Entity ID

Register your entity or get a Unique Entity ID to get started doing business with the federal government.

Get Started

Renew Entity



Check Registration Status

Already Registered?

You must renew your registration every 365 days to keep it active. You can make updates to your registration anytime or during renewal. If you're already registered, you already have a Unique Entity ID.

You will return to the Get Started screen, but this time from within your new profile

Get a Unique Entity ID Only

The information required for the **Get a Unique Entity ID Only** option is minimal

The system will validate your organization's business name and address

What do you want to do?

Choose what you need and we will show you what information to prepare.

☐ Register for Financial Assistance Awards Only

- To apply for grants and loans as described by 2 CFR 200. [go](#)
- Includes getting a Unique Entity ID and entity registration.



☐ Register for All Awards

- To bid on federal contracts and other procurements, as described by the Federal Acquisition Regulation (FAR). [go](#)
- To apply for grants and loans as described by 2 CFR 200. [go](#)



☒ Get a Unique Entity ID Only

- May be required to report subawards, such as federal subcontracts or sub-grants
- You will get a Unique Entity ID. This is NOT an entity registration.



[What's the difference between getting a UEI only and registration?](#)



What do I need for registration?
Download our guide.

[Download](#)



Is your entity based outside of the United States?

If you are registering an entity based outside of the United States, you must get an NCAGE Code before starting a registration. [Go to NCAGE Request](#) [go](#) to submit a request.



Previous



Cancel



Next

Enter Entity Information

Enter your Legal Business Name and Physical Address and hit next

The system will search for a match for your information

1 Get Started 2 **Get Unique Entity ID** 3 Done

Enter Entity Information

All the following information will be used to validate your entity, unless marked as optional.

Legal Business Name
If you are acting on behalf of a limited partnership, LLC, or corporation, your legal business name is the name you registered with your state filing office.


Test Account

Doing Business As (Optional)
Doing business as is the commonly used other name, such as a franchise, licensee name, or acronym. Leave blank if not applicable.

Physical Address
Your physical address is the street address of the primary office or other building where your entity is located. A post office box may not be used as your physical address.

Country

UNITED STATES



We are searching millions of records to find a match for your entity.
Thank you for your patience.

98101

City State

Seattle Washington

Previous Cancel **Next**

Validate Your Entity Information

Review your entity matches and select an option:

- **My entity is listed and all details are correct**
- **My entity is not listed**
- **My entity is listed, but some details are incorrect**
 - My legal business name is incorrect
 - My physical address is incorrect
 - My legal business name and physical address are incorrect

1Get Started

2Get Unique Entity ID

3Done

Validate Entity Information

The information you provided matches the following entities. Select your entity from the matches, and then select **Next** to continue.

YOU ENTERED

Test Account
1234 Test Avenue
Seattle, Washington 98101
UNITED STATES

1. Select an option

☐ My entity is listed and all details are correct.

- Legal business name
 - Including INC, LLC, LLP, etc.
- Physical address
 - Including suite, room, floor, etc.
- Doing business as (if applicable)

☐ My entity is not listed. For example

- My department or branch is missing
- There is a similar entity name, but we have never used the address
- The address is the same, but we have never used the name

☐ My entity is listed, but some details are incorrect.

- Select -

2. Select an entity

Showing 1 - 10 of 15 results

☐ **TEST ACCOUNT**
1234 Test Avenue
Seattle, WA 98101
USA

☐ **OXYFRESH TEST ACCOUNT**
701 5TH AVE
SEATTLE, WA 98104-7097
USA

☐ **TEST VENDOR ACCOUNT**
3101 WESTERN AVE
SEATTLE, WA 98121-3017
USA

☐ **TEST CORP**
123 TEST
TAMPA, FL 33604 USA

<Previous

✕Cancel

Next>

My Entity is Listed and All Details Are Correct

Click on the Entity and Address match

Select the first option: My Entity is listed, and all details are correct

1

2

3

Get StartedGet Unique Entity IDDone

Validate Entity Information

The information you provided matches the following entities. Select your entity from the matches, and then select **Next** to continue.

YOU ENTERED

Test Account
1234 Test Avenue
Seattle, Washington 98101
UNITED STATES

1. Select an option

☒ My entity is listed and all details are correct.

- Legal business name
 - Including INC, LLC, LLP, etc.
- Physical address
 - Including suite, room, floor, etc.
- Doing business as (if applicable)

☐ My entity is not listed. For example

- My department or branch is missing
- There is a similar entity name, but we have never used the address
- The address is the same, but we have never used the name

☐ My entity is listed, but some details are incorrect.

- Select -

2. Select an entity

Showing 1 - 10 of 15 results

☒ **TEST ACCOUNT**
1234 Test Avenue
Seattle, WA 98101
USA

☐ **OXYFRESH TEST ACCOUNT**
701 5TH AVE
SEATTLE, WA 98104-7097
USA

☐ **TEST VENDOR ACCOUNT**
3101 WESTERN AVE
SEATTLE, WA 98121-3017
USA

☐ **TEST CORP**
123 TEST
TAMPA, FL 33604 USA

<X>

PreviousCancelNext

Validate Additional Information

Select
State of Incorporation

1

2

3

Get StartedGet Unique Entity IDDone

Validate Additional Information

You have selected the following entity.

SELECTED ENTITY

TEST ACCOUNT
1234 Test Avenue
Seattle, WA 98101
USA

Enter the state of incorporation for your entity.

State of Incorporation

Washington

If you have an entity that is not incorporated, provide the state in which your entity legally began doing business.

State of Incorporation could be where

- your organization is located
- you filed your certificate or articles of formation
- you file taxes

All Details Are Correct Receive Unique Entity ID

Make your listing private by
unchecking the **Include in public
search box**

**Certify you are authorized to
conduct transactions on behalf of
the entity**

1

2

3

Get StartedGet Unique Entity IDDone

Request Unique Entity ID

You have validated the following entity.

VALIDATED ENTITY

TEST ACCOUNT

1234 Test Avenue
Seattle, WA 98101
USA

☒ **Include in public search**

This means your registration status, legal business name, physical address, and other non-sensitive information can be displayed on SAM.gov to any authenticated user. If you feel the public display of your basic entity information poses a security threat or danger to you or your organization, you can restrict the public viewing of your registration record in SAM.gov by deselecting the checkbox.

If you choose to restrict your information from public view, it will also not be visible to other non-federal entities or state and local governments who may wish to do business with you. Certain programs may require you to be included in public search. Either way, your non-sensitive entity information remains available to federal government users and is available through public data services. [Learn more about SAM.gov public search.](#)

Before requesting your Unique Entity ID, please certify under penalty of law that you are authorized to conduct transactions for this entity to reduce the likelihood of unauthorized transactions. Then select **Receive Unique Entity ID**.

☒ certify that I am authorized to conduct transactions on behalf of the entity.

Receive Unique Entity ID

SDAELFKTLSY7

VERIFIED SAM RECORD

TEST ACCOUNT

**1234 Test Avenue
Seattle, WA 98101
USA**

**State of Incorporation
Washington**

You can [go to your Workspace](#) to view your Unique Entity ID or update your entity record.

This entity does not have a registration in [SAM.gov](#), it only has a Unique Entity ID. This means you may not be eligible for some awards. You can choose to register your entity now or in the future. [Learn more about the difference between only getting a Unique Entity ID and registering your entity.](#)

[Go to Homepage](#)[Go to Workspace](#)

My Entity is Not Listed

Select **My Entity is Not listed**

Click on the
Verify Entity Details button

Validate Entity Information

The information you provided matches the following entities. Select your entity from the matches, and then select **Next** to continue.

YOU ENTERED

Test Account

1234 Test Avenue
Seattle, Washington 98101
UNITED STATES

1. Select an option

- ☐ My entity is listed and all details are correct.
- Legal business name
 - Including INC, LLC, LLP, etc.
 - Physical address
 - Including suite, room, floor, etc.
 - Doing business as (if applicable)
- ☒ My entity is not listed. For example
- My department or branch is missing
 - There is a similar entity name, but we have never used the address
 - The address is the same, but we have never used the name
- ☐ My entity is listed, but some details are incorrect.

- Select -

2. Select an entity

Showing 1 - 10 of 15 results

☐ **TEST ACCOUNT**
5207 5TH AVE NE
SEATTLE, WA 98105-3718
USA

☐ **OXYFRESH TEST ACCOUNT**
701 5TH AVE
SEATTLE, WA 98104-7097
USA

☐ **TEST VENDOR ACCOUNT**
3101 WESTERN AVE
SEATTLE, WA 98121-3017
USA

☐ **TEST CORP**
123 TEST
TAMPA, FL 33604 USA

Select **Verify Entity Details** to complete your entity validation.

Try Again

Verify Entity Details

My entity is listed, but some information is incorrect

Click on the **Entity** listing that is closest to a match

Select **My entity is listed, but some of the information is incorrect**. Choose the relevant dropdown options

- My legal business name is incorrect
- My physical address is incorrect
- My legal business name and physical address are incorrect

Click **Verify Entity Details** button

Validate Entity Information

The information you provided matches the following entities. Select your entity from the matches, and then select **Next** to continue.

YOU ENTERED

Test Account

1234 Test Avenue
Seattle, Washington 98101
UNITED STATES

1. Select an option

- ☐ My entity is listed and all details are correct.
- Legal business name
 - Including INC, LLC, LLP, etc.
 - Physical address
 - Including suite, room, floor, etc.
 - Doing business as (if applicable)
- ☐ My entity is not listed. For example
- My department or branch is missing
 - There is a similar entity name, but we have never used the address
 - The address is the same, but we have never used the name
- ☒ My entity is listed, but some details are incorrect.

My physical address is incorr

2. Select an entity

Showing 1 - 10 of 15 results

- ☒ **TEST ACCOUNT**
5207 5TH AVE NE
SEATTLE, WA 98105-3718
USA
- ☐ **OXYFRESH TEST ACCOUNT**
701 5TH AVE
SEATTLE, WA 98104-7097
USA
- ☐ **TEST VENDOR ACCOUNT**
3101 WESTERN AVE
SEATTLE, WA 98121-3017
USA
- ☐ **TEST CORP**
123 TEST
TAMPA, FL 33604 USA

Select **Verify Entity Details** to complete your entity validation.

Try Again

Verify Entity Details

Verify Entity Details

The Federal Service Desk (FSD) will help to resolve your issue

You will need to attach documents and provide additional details

Watch for emails from
**General Services
Administration Federal**
<fsdsupport@gsa.gov>

Verify Entity Details

The Federal Service Desk will review your entity search history to help resolve your issue requesting a unique entity identifier. You may add attachments and enter any additional details for customer service below.

1. Review official documentation requirements.

[Read the list of acceptable documents and file types.](#)

Official documentation must contain your:

- Legal business name and physical address in the same document. The document must be less than 5 years old.
- Legal business name and date of incorporation in the same document
- U.S. state of incorporation (U.S. entities only)
- National identifier (non-U.S. entities only)

2. Attach documents.

You must attach documents that prove your current, correct information to complete entity validation.

Drag file here or [choose from folder](#)

Attachment Name	File Size (kB)	Upload Date	Virus Scan	Action
No Attachments				

3. Provide specific details.

Please describe your specific situation. For example:

- My current registration is correct and I've provided supporting documents.
- My legal business name has changed and I've provided supporting documents.
- My physical address has changed and I've provided supporting documents.

500 characters allowed

Cancel

Submit

Acceptable Documents to Validate Your Info

- Certified copies of Share certificates, Articles of organization/incorporation, Tax returns/filings*, Certificate of formation, Articles of formation, or Certificate of organization
- Utility bills
- Bank statements*
- “Doing business as” documentation
- Stock ownership
- Employer Identification Number documentation from IRS
- Tax ID confirmation documents from IRS
- Company bylaws
- Operating agreements
- Non-expired driver’s license (does not need to be a REAL ID)—sole proprietors and individuals doing-business-as only

Sample Documents

Acceptable for:

- ✓ Legal business name
- ✓ Physical address
- ✓ Shows it was officially accepted by an authoritative source (e.g. a seal, stamp, etc.)

Acceptable for:

- ✓ This is an approved document type
- ✓ Legal business name
- ✓ Physical address (if it's the same as the Service Location on this sample statement)

Electronic Articles of Organization For Florida Limited Liability Company

Article I

The name of the Limited Liability Company is:

ACME, LLC

Article II

The street address of the principal office of the Limited Liability Company is:

123 Main St.
Anytown, FL
12345

The mailing address of the Limited Liability Company is:

Article III

The name and Florida street address of the registered agent is:

Having been named as registered agent and to accept service of process for the above stated limited liability company at the place designated in this certificate, I hereby accept the appointment as registered agent and agree to act in this capacity. I further agree to comply with the provisions of all statutes relating to the proper and complete performance of my duties, and I am familiar with and accept the obligations of my position as registered agent.

Registered Agent Signature:

FILED 8:00 AM
February 25, 2014
Sec. Of State

ComEd
An Exelon Company

Visit ComEd.com

Customer Service / Power Outage

English

1.877.4COMED1 (1.877.426.6331)

Español

1.800.95.LUCES (1.800.955.8237)

Hearing/Speech Impaired

1.800.572.5789 (TTY)

Your Usage Profile
13-Month Usage (Total kWh)



Electric Usage

Month	kWh
Feb-21	1594
Mar-21	1675
Apr-21	1595
May-21	1555
Jun-21	1386
Jul-21	2142
Aug-21	2344
Sep-21	2343
Oct-21	2333
Nov-21	1674
Dec-21	1630
Jan-22	1799
Feb-22	1959

Month Billed	Average Daily kWh	Temp
Last Year	53.1	29
Last Month	51.4	38
Current Month	59.4	23

Page 1 of 2

Account Number 9999999999

Name COMED COMMERCIAL CUSTOMER

Service Location 100 MAIN ST CHICAGO

Phone Number 999-999-9999

Issue Date January 31, 2022

Bill Summary

Previous Balance	\$301.63
Total Payments - Thank You	\$301.63
Amount Due on February 15, 2022	\$332.82

Meter Information

Read Dates	Meter Number	Load Type	Reading Type	Previous	Meter Reading Present	Difference	Multiplier	Usage
12/29-1/31	999999999	General Service	Total kWh	77101 Actual	79060 Actual	1959	1	1959
12/29-1/31	999999999	General Service	On Pk kW	0.00 Actual	10.82 Actual	10.82	1	10.82
12/29-1/31	999999999	General Service	Off Pk kW	0.00 Actual	11.17 Actual	11.17	1	11.17

Service from 12/29/2021 to 1/31/2022 - 33 Days

Commercial Demand - 0 to 100 kW

Electricity Supply Services

\$164.08

Electricity Supply Charge	1,959 kWh	X	0.06522	127.77
Transmission Services Charge	1,959 kWh	X	0.01353	26.51
Purchased Electricity Adjustment				9.80

Delivery Services - ComEd

\$116.19

Customer Charge				17.32
Standard Meter Charge				5.75
Distribution Facilities Charge	10.82 kW	X	8.38000	90.67
Electric Distribution Charge	1,959 kWh	X	0.00125	2.45

Taxes and Other

\$52.55

Environmental Cost Recovery Adj	1,959 kWh	X	0.00053	1.04
Renewable Portfolio Standard	1,959 kWh	X	0.00502	9.83
Zero Emission Standard	1,959 kWh	X	0.00195	3.82
Energy Efficiency Programs	1,959 kWh	X	0.00363	7.11
Energy Transition Assistance	1,959 kWh	X	0.00082	1.61

For Electric Supply Choices visit

Creating an Incident:

Attach Documents and Complete the Text Box

- Clearly state what is not correct or state that no matches were presented
- Include the correct name, address, or other data for which you are providing documentation. Provide the name (electric bill, articles of incorporation. etc.) of the document(s) you are including
- Providing as much detail as possible will help the validation agents to resolve your issue

“There were no matches for my entity. I have included a recent utility bill to show my legal business name and physical address.”

“My entity’s physical address does not show in any of the matches presented. My correct name and address is _____. I have included a recent utility bill with my correct legal business name and physical address for evidence.”

Tips for Validation Tickets

- If you run into issues **this process can take a while**, so visit SAM.gov and work on getting your Unique Entity ID (UE) as soon as possible.
- **Only create one Help Ticket/Incident per entity**, creating multiple tickets does not speed up handling of your issue and actually slows down the overall process.
- **Do not call or start a chat with the helpdesk at FSD.gov about entity validation.** The specialists that handle entity validations are on a different team and can only communicate with you through your created help ticket/incident.



Working Washington 5 Grant

Application Walk Through

Thursday, August 18, 2022
9:00 a.m. - 10:30 a.m.

Register today:

<https://bit.ly/WW5web2>

SMALL BUSINESSES & NONPROFITS

\$70 MILLION

In pandemic relief funds are now available

Learn more about the grant program including eligibility requirements at: <https://www.arts.wa.gov/ww5/>



Washington State
Department of
Commerce



One Eastside
SPARK



OneEastside
SPARK

Assistance | 보조 | 协助 | Asistencia |
ПОМОЩЬ

Email & phone support in English,
Spanish, Chinese (Mandarin), Russian
Starting August 17th



Washington State
Department of
Commerce

PHONE: (888) 242-0169

EMAIL: commercegrants@Submittable.com

All applicants are encouraged to email for the quickest response!



OneEastside
SPARK

Assistance

보조 | 协助 | Asistencia | помощь

OneEastside SPARK

OneEastside SPARK will be offering a series of in-person, small group meetings to assist organizations in East King County with their applications starting the week of August 22. Please stay tuned for more information.

CONTACT:

info@oneeastside.org



OneEastside
SPARK

Assistance

보조 | 协助 | Asistencia | помощь

African Chamber of Commerce of the Pacific NW

The African Chamber of Commerce (ACCPNW) is available to assist organizations with linguistic and technical support for the Working Washington 5 Grant



CONTACT:

Emmanuel G. V. Dolo, gvdolo@gmail.com

Director of Programs

African Chamber of Commerce of the Pacific Northwest



OneEastside
SPARK

Assistance

보조 | 协助 | Asistencia | помощь

BigHug / Korean American Resource Center (KARC)



주 상무부제공 제5차 월킹 와싱턴 신청서 지원은 빅허그 봉사자들이 도움을 드릴것 입니다. 언어나 온라인 신청서 작성시 어려움이 있으면 빅허그 로 전화주세요. (425) 477-9279, 1 – 5 p.m.

BigHug Volunteers will help with the Working Washington 5 Grant application. If you have any difficulties with language or filling out the online application form, please contact BigHug.

CONTACT: BigHug (425) 477-9279, 1– 5 p.m.



OneEastside
SPARK

Assistance

보조 | 协助 | Asistencia | помощь

Centro Cultural Mexicano

Si necesitas ayuda para clarificar dudas acerca de los lineamientos y requisitos de la subvención, El Centro Cultural Mexicano puede asistirte.



If you need help clarifying guidelines and the requirements of the grant, Centro Cultural Mexicano can assist you.

CONTACT: Marissa Corona, marissa@centroculturalmexicano.org, or Mayra Muñoz mayra@centroculturalmexicano.org 425-896-7067, 16300 Redmond Way, Suite 100, Redmond, WA 98052 www.centroculturalmexicano.org



OneEastside
SPARK

Assistance

보조 | 协助 | Asistencia | помощь

Chinese Chamber of Commerce in Washington State

CCCWA 华盛顿州中国总商会做为此次活动的协办单位之一，
供中文服务。



CCCWA

Chinese Chamber of Commerce
in Washington State

联系方式：电话 (206) 228-4158（如果没有马上接通电话，
请留言，总商会工作人员会尽快回复。） 微信：lili2999

The Chinese Chamber of Commerce of Washington State (CCCWA) is a
resource for businesses to contact if they have questions about WW5.

CONTACT: Lili Lu, (206) 228-4158, WeChat: lili2999 *NOTE: If not connected, you can
leave a message and we will reply as soon as possible*



OneEastside
SPARK

Assistance

보조 | 协助 | Asistencia | помощь

El Centro de la Raza

El Centro de la Raza is available to help with the Working Washington 5 grant opportunity



CONTACT:

Victor Cerdeneta

Business Opportunity Center Specialist, Federal Way

(360) 986-7022

vcerrato@elcentrodelaraza.org



OneEastside
SPARK

Assistance

보조 | 协助 | Asistencia | помощь

Indian American Community Services

Indian American Community Services (IACS) is available to help business owners and nonprofit leaders with the Working Washington 5 grant opportunity including getting your UEI.



CONTACT:

directorcommunity@iaww.org

(253) 234-9989 #5



OneEastside
SPARK

Assistance

보조 | 协助 | Asistencia | помощь

Muslim Association of Puget Sound (MAPS) Small Business Resiliency Network (SBRN)

MAPS SBRN is available to assist organizations interested in the WW5 grant opportunity. They will be hosting a session on Thursday, August 19 from 2-5 p.m. for those needing hands-on assistance.



SBRN
Small Business
Resiliency Network

CONTACT:

MAPS SBRN at smallbiz@mapsredmond.org



OneEastside
SPARK

www.OneEastside.org/SPARK