

United Way of Florence County SC 211 Traffic Overview



Total Calls
2,428
7%*



Total Referrals
8,632
58%*



Total Texts
242



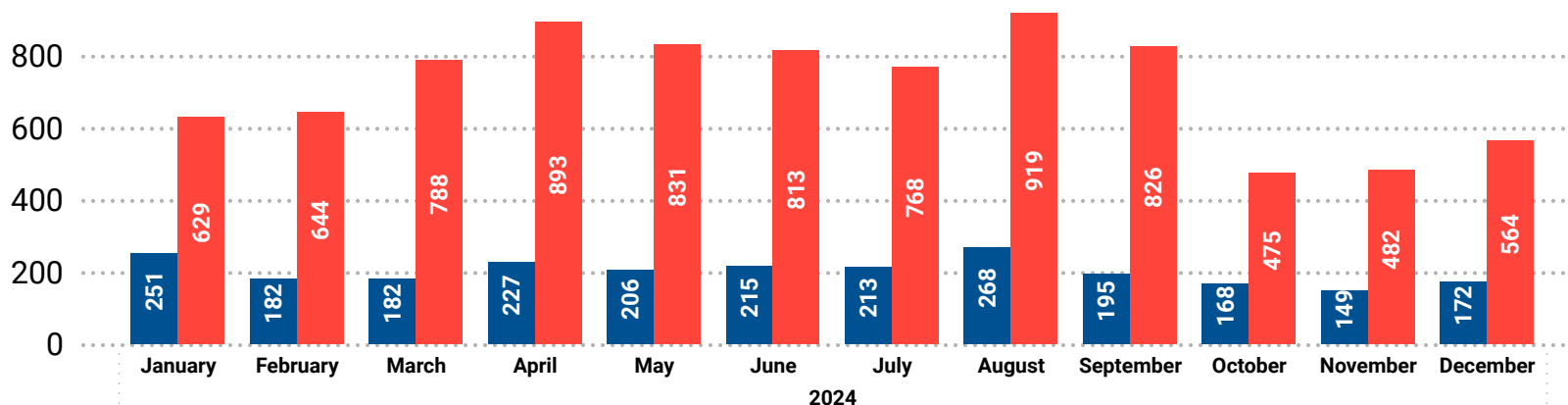
Website Visits
2,876
-5%*

Total Contacts: 5,546

United Way of Florence County Calls and Referrals by Month

Jan-Dec 2024

● Calls ● Referrals



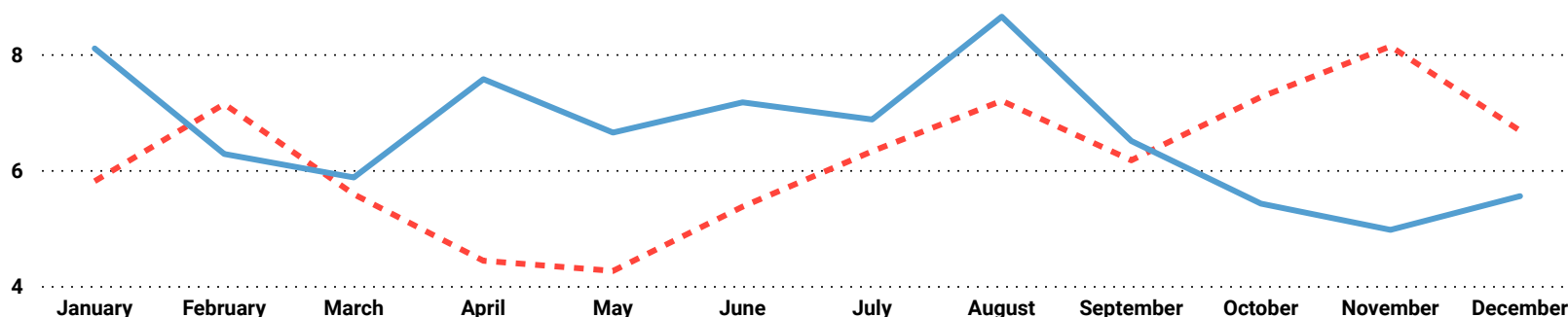
In 2024, calls to 211 generally followed seasonal patterns. Calls fluctuated in the Spring and rose during the Summer. **Calls were up 7%** compared to 2023. Referrals increased significantly, partly because referrals were provided per service rather than per organization. This allows for a more accurate record of referred programs and services than the previous method.

Additionally, 2024 call volume exceeded 2023 call volume in most months, aside from February, March, October, November, and December.

Average Daily Calls

Jan-Dec 2023 v. Jan-Dec 2024

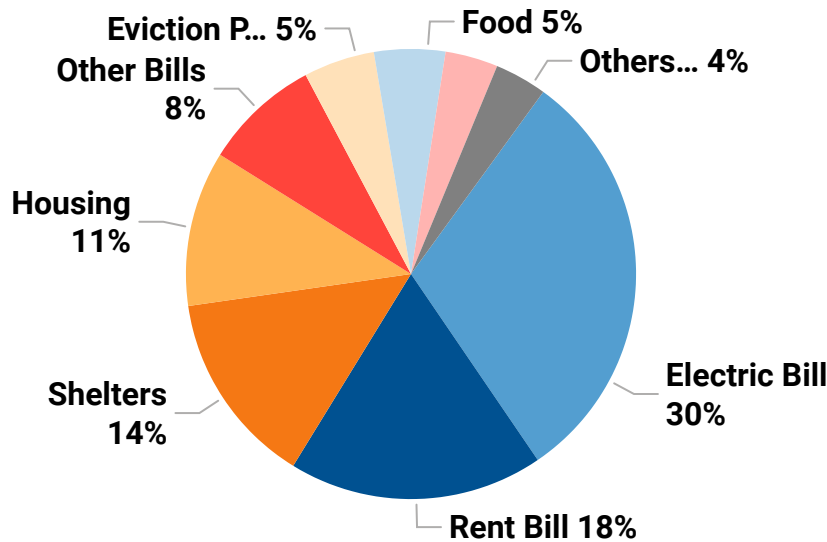
--- Average calls per Day in 2023 — Calls in 2024 average per Day



United Way of Florence County Needs Breakdown

Needs Breakdown

Based on Calls, Jan-Dec 2024



Needs	Calls	Calls YoY%*	Referrals	Referrals YoY%*
Electric Bill	740	-1%	2,428	17%
Rent Bill	444	2%	1,576	38%
Shelters	339	13%	1,649	140%
Housing	271	25%	621	100%
Other Bills	203	53%	320	58%
Eviction Prevention	124	80%	127	81%
Food	124	2%	621	68%
Home Rehab.	92	28%	107	970%

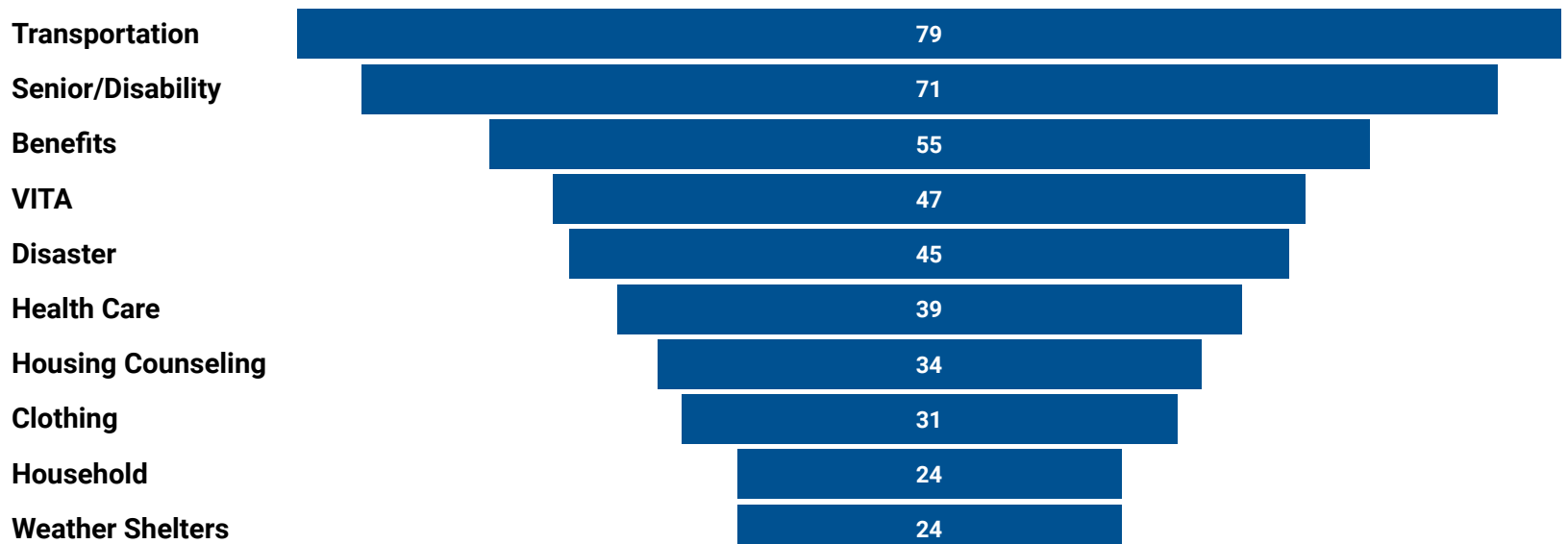
***See below for further information

Rent and Electric Assistance remained the top requested needs, making up 48% of all caller requests. Requests for Rent Assistance were up slightly compared to 2023, while requests for Electric Assistance were slightly lower. Related categories like Eviction Prevention, Other Bills, Affordable Housing, and Shelters saw increases from 2023, with Other Bills and Eviction Prevention seeing the largest increases.

Breakdown of Other Needs

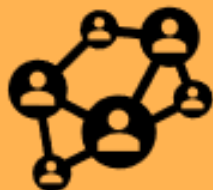
Based on Calls, Jan-Dec 2024

Included in the "Other" category are additional needs presented by 211 callers that fall outside the top categories listed above. Below is a breakdown of the next most frequently requested needs. Calls for VITA Programs, Transportation, Senior & Disability Needs, Disaster, and Benefits Assistance consist of the majority of "Other" needs.

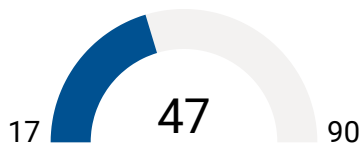


*Compared to previous year's calls, same period

United Way of Florence County 211 Demographics



Average Age



Caller Type

	Calls	%*
Self	2,280	93.90%
Friend/Relative	102	4.20%
Community Agency/Organization	43	1.77%
Business	2	0.08%
Church	1	0.04%

Income Brackets

	Calls	%*
No Income	149	30.91%
\$1-\$14,999	145	30.08%
\$15,000-\$24,999	99	20.54%
\$25,000-\$34,999	44	9.13%
\$35,000-\$49,999	34	7.05%
\$50,000-\$74,999	10	2.07%
\$100,000-\$149,999	1	0.21%

Education Level

	Calls	%*
GED/High School	201	48.2%
Some college	101	24.2%
Less than GED/High School	61	14.6%
Associate's degree	32	7.7%
Bachelor's degree or higher	22	5.3%

Public Assistance

	Calls	%*
No Assistance	297	52.2%
Has Assistance	272	47.8%
SNAP	126	22.1%
Multiple	71	12.5%
Other	64	11.2%
Not Collected	5	0.9%
WIC	3	0.5%
Section 8	2	0.4%
TANF	1	0.2%

Gender

	Calls	%*
Female	422	75.49%
Male	137	24.51%

Race-Ethnicity

	Calls	%*
Two or More Races	896	63.55%
Black/African American	423	30.00%
White	81	5.74%
Race/Ethnicity Not Listed	4	0.28%
Hispanic or Latino	3	0.21%
American Indian or Alaskan Native	2	0.14%
Native Hawaiian or Other Pacific Islander	1	0.07%

Household Composition

	Calls	%*
Single Female with Children	170	32.3%
Single Female	142	26.9%
Single Male	71	13.5%
Couple with children	59	11.2%
Couple without children	47	8.9%
Grandparent with children	19	3.6%
Single Male with Children	19	3.6%

Employment Status

	Calls	%*
Unemployed	168	33.6%
Employed	158	31.6%
Full-time	117	23.4%
Part-time	41	8.2%
Disabled	115	23.0%
Retired	49	9.8%
Self-Employed	10	2.0%

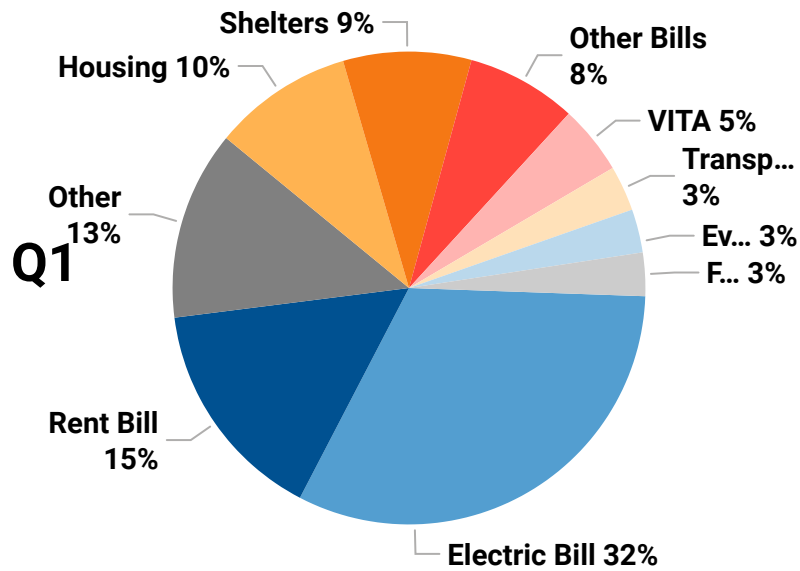
Veteran Status

	Calls	%*
No	528	96.17%
Yes - Veteran	18	3.28%
Yes - Retired	3	0.55%

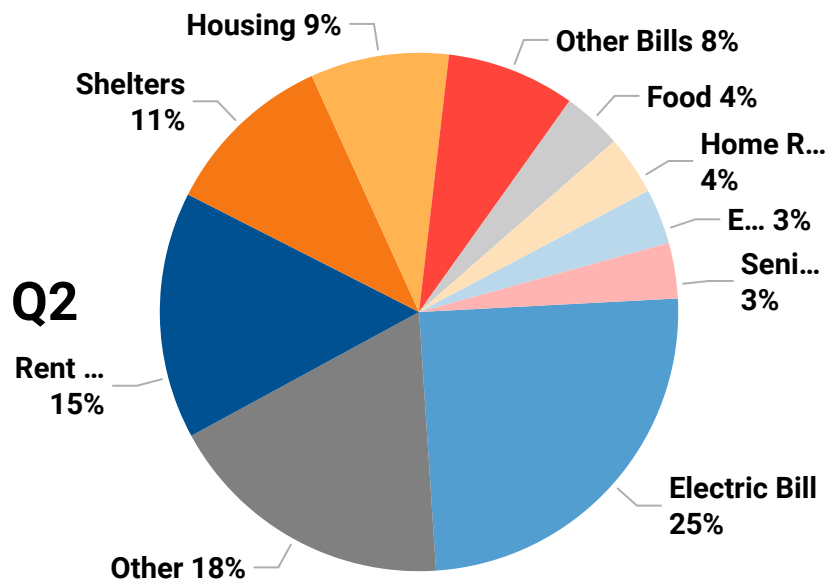
Health Insurance

	Calls	%*
Yes	339	71.8%
No	133	28.2%

United Way of Florence County Quarterly Top Needs Overview



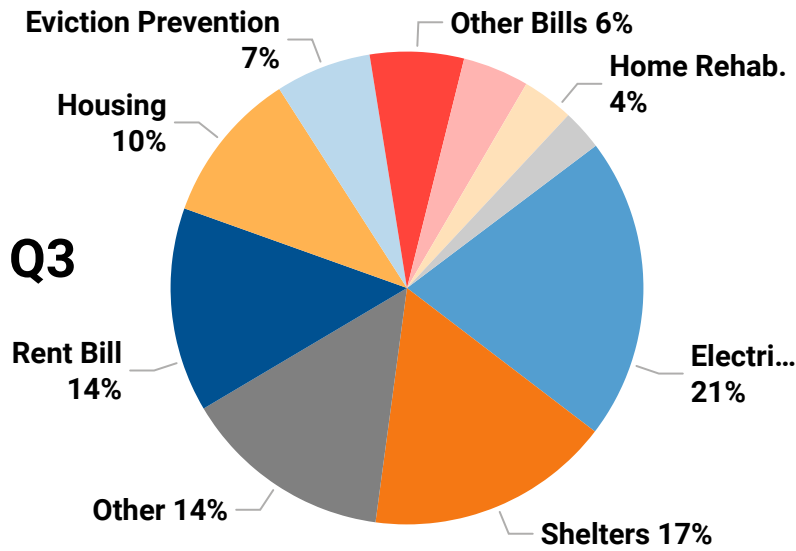
Needs	Calls	Calls YoY%*	Referrals	Referrals YoY%*
Electric Bill	238	35%	740	49%
Rent Bill	114	37%	385	78%
Housing	71	65%	161	160%
Shelters	65	14%	275	155%
Other Bills	56	87%	80	82%
VITA	35	-57%	34	-58%
Transportation	23	229%	30	2900%
Eviction Prevention	22	38%	28	75%
Food	22	-27%	103	32%



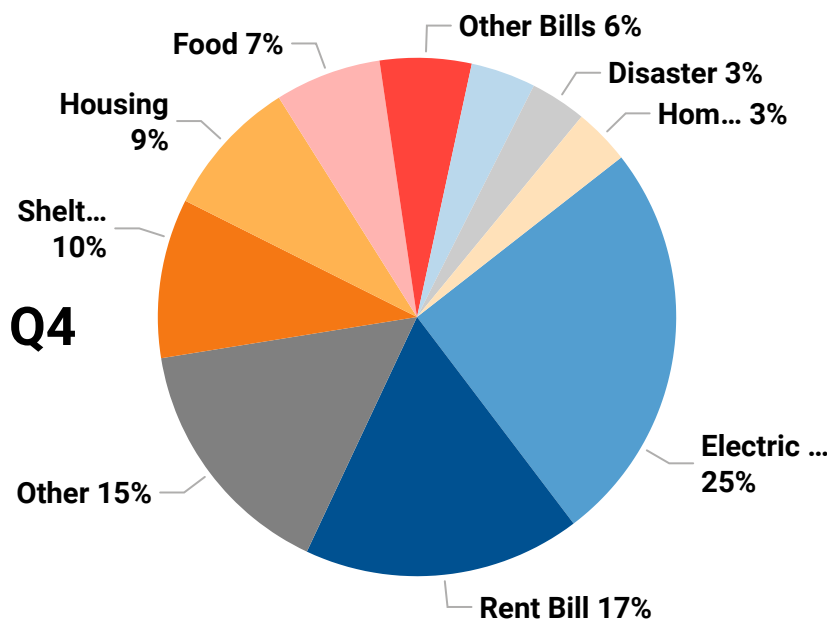
Needs	Calls	Calls YoY%*	Referrals	Referrals YoY%*
Electric Bill	201	72%	682	102%
Rent Bill	125	18%	465	80%
Shelters	87	24%	461	278%
Housing	70	84%	178	230%
Other Bills	65	124%	91	112%
Food	30	36%	144	182%
Home Rehab.	30	76%	29	*****
Eviction Prevention	28	47%	36	80%
Senior/Disability	28	300%	57	533%

*Compared to previous year's calls, same time period
*****No data from previous year for comparison

United Way of Florence County Quarterly Top Needs Overview



Needs	Calls	Calls YoY%*	Referrals	Referrals YoY%*
Electric Bill	164	-15%	576	11%
Shelters	133	56%	698	336%
Rent Bill	111	-26%	420	7%
Housing	83	36%	219	161%
Eviction Prevention	52	225%	39	144%
Other Bills	51	50%	85	93%
Food	36	24%	182	122%
Home Rehab.	28	47%	36	*****
Transportation	22	69%	23	229%



Needs	Calls	Calls YoY%*	Referrals	Referrals YoY%*
Electric Bill	137	-47%	430	-40%
Rent Bill	94	-2%	306	12%
Shelters	54	-38%	215	-28%
Housing	47	-36%	63	-43%
Food	36	-10%	192	21%
Other Bills	31	-23%	64	-10%
Eviction Prevention	22	22%	24	33%
Disaster	19	375%	20	150%
Home Rehab.	19	19%	27	170%

*Compared to previous year's calls, same time frame
*****No data from previous year for comparison.

United Way of Florence County Overdue Bill Amount Overview

Callers requesting Rent, Mortgage, Utility, or other forms of financial assistance may opt in to tell 211 the dollar amount they are overdue on payments. Average overdue bills fluctuated throughout the year. Average utility bills were highest in Q3, corresponding with the hottest months of the year. Average rent bills were highest in Q4 which may result from limited funds due to the holiday season. Total overdue bill amounts and averages increased greatly from 2023 to 2024. Alongside ongoing rent increases, many power providers have planned rate increases starting in 2025.

Quarter 1

Top Needs	Calls	Callers w/ Stated Debt	Average Overdue Bill	Total Overdue
Electric Service Payment Assistance	238	89	\$2,914	\$259,302
Mortgage Payment Assistance	10	3	\$4,925	\$14,774
Rent Payment Assistance	114	24	\$4,253	\$102,078
Rental Deposit Assistance	21	4	\$2,613	\$10,450
Water Service Payment Assistance	10	5	\$312	\$1,558
Total	341	113	\$3,435	\$388,162

Quarter 2

Top Needs	Calls	Callers w/ Stated Debt	Average Overdue Bill	Total Overdue
Electric Service Payment Assistance	201	102	\$4,478	\$456,770
Mortgage Payment Assistance	15	6	\$2,820	\$16,921
Rent Payment Assistance	125	48	\$4,188	\$201,007
Rental Deposit Assistance	17	5	\$758	\$3,790
Water Service Payment Assistance	8	5	\$646	\$3,230
Total	326	151	\$4,515	\$681,718

Quarter 3

Top Needs	Calls	Callers w/ Stated Debt	Average Overdue Bill	Total Overdue
Electric Service Payment Assistance	164	70	\$5,026	\$351,785
Mortgage Payment Assistance	7	4	\$2,869	\$11,474
Rent Payment Assistance	111	56	\$5,075	\$284,218
Rental Deposit Assistance	17	4	\$1,626	\$6,502
Water Service Payment Assistance	15	6	\$1,869	\$11,211
Total	282	122	\$5,452	\$665,190

Quarter 4

Top Needs	Calls	Callers w/ Stated Debt	Average Overdue Bill	Total Overdue
Electric Service Payment Assistance	136	61	\$3,930	\$239,738
Rent Payment Assistance	94	41	\$5,444	\$223,221
Rental Deposit Assistance	17	4	\$1,037	\$4,149
Water Service Payment Assistance	5	3	\$262	\$786
Total	234	102	\$4,587	\$467,894

2024 Total Amount

All Needs	Calls	Callers w/ Stated Debt	Average Overdue Bill	Total Overdue
Automobile Payment Assistance	8	1	\$200	\$200
Electric Service Payment Assistance	739	322	\$4,061	\$1,307,595
Gas Service Payment Assistance	9	4	\$1,868	\$7,473
Internet Service Payment Assistance	4	2	\$400	\$800
Mortgage Payment Assistance	36	14	\$4,869	\$68,169
Rent Payment Assistance	444	169	\$4,796	\$810,524
Rental Deposit Assistance	72	17	\$1,464	\$24,891
Water Service Payment Assistance	38	19	\$883	\$16,785
Total	1,196	490	\$4,564	\$2,236,437

2023 Total Amount

All Needs	Calls	Callers w/ Stated Debt	Average Overdue Bill	Total Overdue
Electric Service Payment Assistance	745	230	\$3,145	\$723,261
Gas Service Payment Assistance	13	3	\$748	\$2,244
Mortgage Payment Assistance	26	4	\$3,164	\$12,656
Rent Payment Assistance	434	106	\$3,820	\$404,932
Rental Deposit Assistance	45	6	\$962	\$5,769
Water Service Payment Assistance	57	21	\$543	\$11,393
Total	1,181	325	\$3,570	\$1,160,254

United Way of Florence County 211 Top Needs



Top Needs	Calls	Calls YoY%*	Referrals	Referrals YoY%*
Electric Bill	740	-1%	2,428	17%
Rent Bill	444	2%	1,576	38%
Shelters	339	13%	1,649	140%
Housing	271	25%	621	100%
Other Bills	203	53%	320	58%
Eviction Prevention	124	80%	127	81%
Food	124	2%	621	68%
Home Rehab.	92	28%	107	970%
Transportation	79	103%	83	419%
Senior/Disability	71	25%	141	66%
Benefits	55	62%	89	147%
VITA	47	-44%	46	-45%
Disaster	45	181%	71	223%
Health Care	39	11%	87	102%
Housing Counseling	34	580%	77	1440%
Clothing	31	0%	96	153%
Household	24	140%	36	140%
Weather Shelters	24	380%	24	167%
Legal Aid	23	-62%	36	-45%
Employment	21	110%	76	171%
Baby	18	260%	28	833%
Mental Health	18	29%	47	74%
Accessible Home Construction	17	325%	17	467%
Administrative Entities	17	21%	17	31%
Substance Abuse	13	117%	52	206%
Weatherization	13	8%	25	92%
Holiday Programs	8	33%	8	0%
Ex-Offender	6	*****	13	*****
Hygiene	6	*****	5	*****
211 Systems	5	-17%	5	67%
Air Conditioners	5	-29%	0	*****
Heaters	5	-29%	0	*****
Legal Information Services	5	*****	5	*****
Other Tax Help	4	100%	5	150%
Thrift Shops	4	300%	6	*****
Appliances	3	-57%	3	-50%
Case/Care Management	3	200%	8	700%
Directory Assistance	3	50%	3	50%
Domestic/Family Violence Legal Services	3	200%	0	*****
Lawyer Referral Services	3	200%	3	200%
School Supplies	3	*****	0	*****

*Compared to previous year's calls, same time frame
****No data from previous year for comparison.


United Way of Florence County 211 Community Impact Needs Breakdown

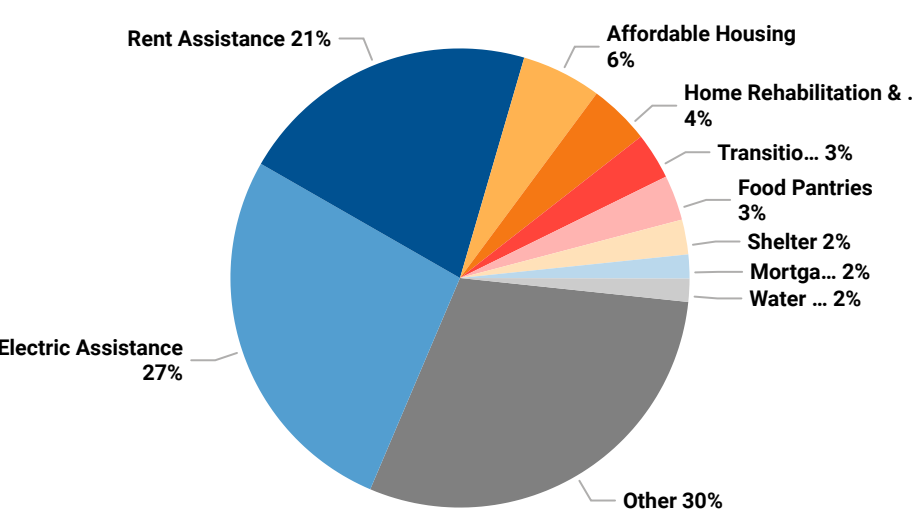
Community Impact Top Needs	Calls
Housing	1,023
Rent Payment Assistance	444
Community Shelters	231
Transitional Housing/Shelter	157
Low Income/Subsidized Private Rental Housing	124
Homeless Motel Vouchers	107
Home Rehabilitation Programs	92
Public Housing	92
Rental Deposit Assistance	72
Housing Search and Information	66
Housing Related Coordinated Entry	60
Rapid Re-Housing Programs	59
Homelessness Prevention Programs	58
Section 8 Housing Choice Vouchers	42
Subsidized Home Acquisition	41
Emergency Shelter	38
Low Income/Subsidized Rental Housing	38
Eviction Prevention Assistance	37
Mortgage Payment Assistance	37
Homeless Permanent Supportive Housing	36
Homeless Shelter	35
Housing Counseling	34
Day Shelters	31
Landlord/Tenant Assistance	31
Senior Housing Information and Referral	27
Family Crisis Shelters	22
Homeless Drop In Centers	21
Domestic Violence Shelters	18
Accessible Home Construction	17
Youth Shelters	16
Weatherization Programs	13
Independent Living Communities/Complexes	11
Utility Assistance	769
Electric Service Payment Assistance	740
Electric Bill Payment Plan Negotiation Assistance	63
Water Service Payment Assistance	38
Gas Service Payment Assistance	9
Food/Meals	132
Food Pantries	114
Home Delivered Meals	17
Soup Kitchens	11
Food Stamps/SNAP	9
Transportation	68
Bus Fare	26
Non-Emergency Medical Transportation	22
Gas Money	18
Long Distance Transportation	13
Disability Related Transportation	12
Senior Ride Programs	10
Indigent Transportation	9
Ride App Services	9

Community Impact Top Needs	Calls
Income Support/Assistance	64
VITA Program Sites	43
Undesignated Temporary Financial Assistance	21
Clothing/Personal/Household Needs	55
General Clothing Provision	26
Furniture	17
Diapers	16
Individual, Family and Community Support	51
Benefits Screening	41
In Home Assistance	10
Disaster Services	43
Extreme Weather Shelters	22
Disaster Relief/Recovery Organizations	21
Legal, Consumer and Public Safety Services	23
General Legal Aid	23
Health Care	19
Prescription Expense Assistance	11
Medical Equipment/Supplies	9
Other Government/Economic Services	17
Administrative Entities	17
Employment	16
Job Finding Assistance	16

United Way of Florence County 211 Website Statistics Overview

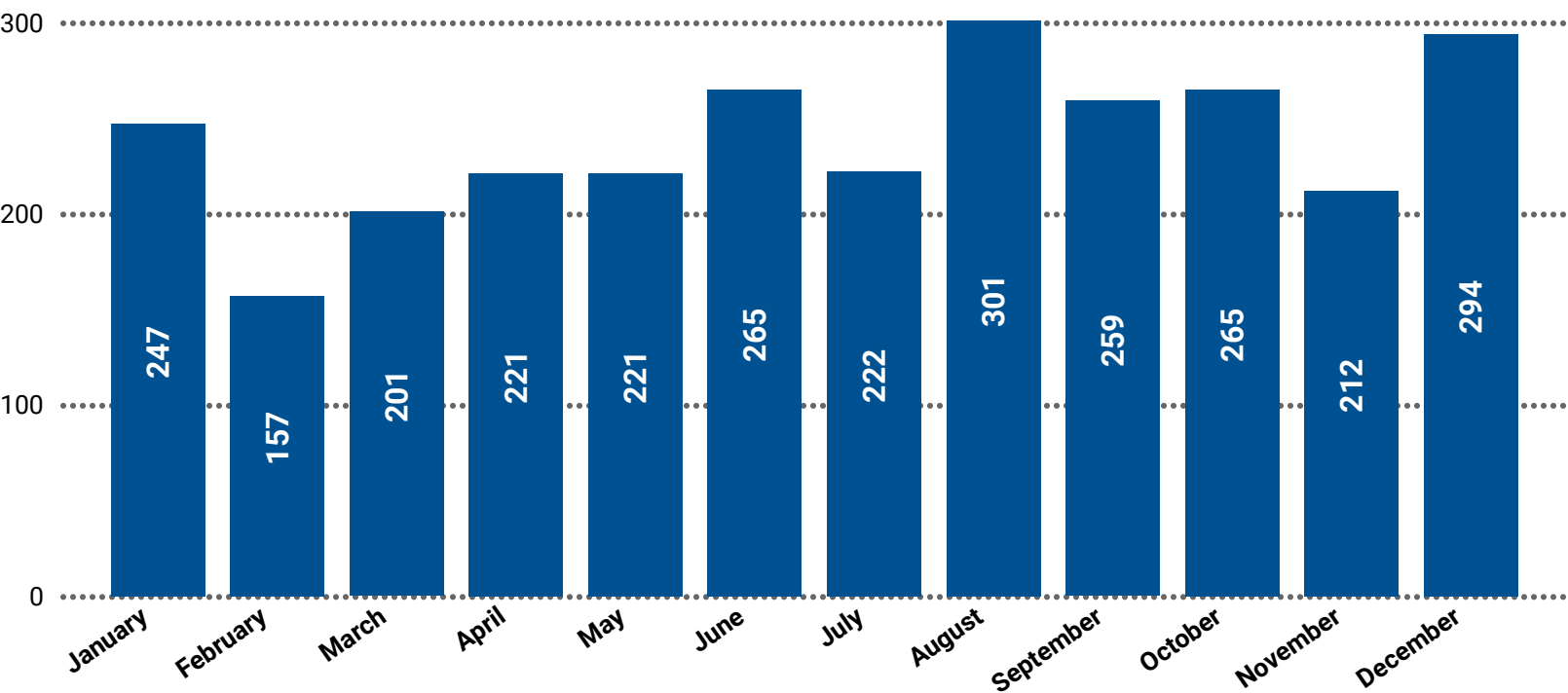
In November of 2023, 211 launched a new website. This website allows for further insight into user interactions with 211. Website traffic constitutes over double the call volume to 211 and, as illustrated below, attracts users with different needs. While Rent and Electric Assistance remain in the top highest needs, Internet Assistance ranks high for website users. A full list of guided search results can be found on the next page, as well as summary of top keyword searches.

	Total Website Visits 2,876	Total Guided Result Searches 2,631	Total Keyword Searches 334
--	--------------------------------------	--	--------------------------------------



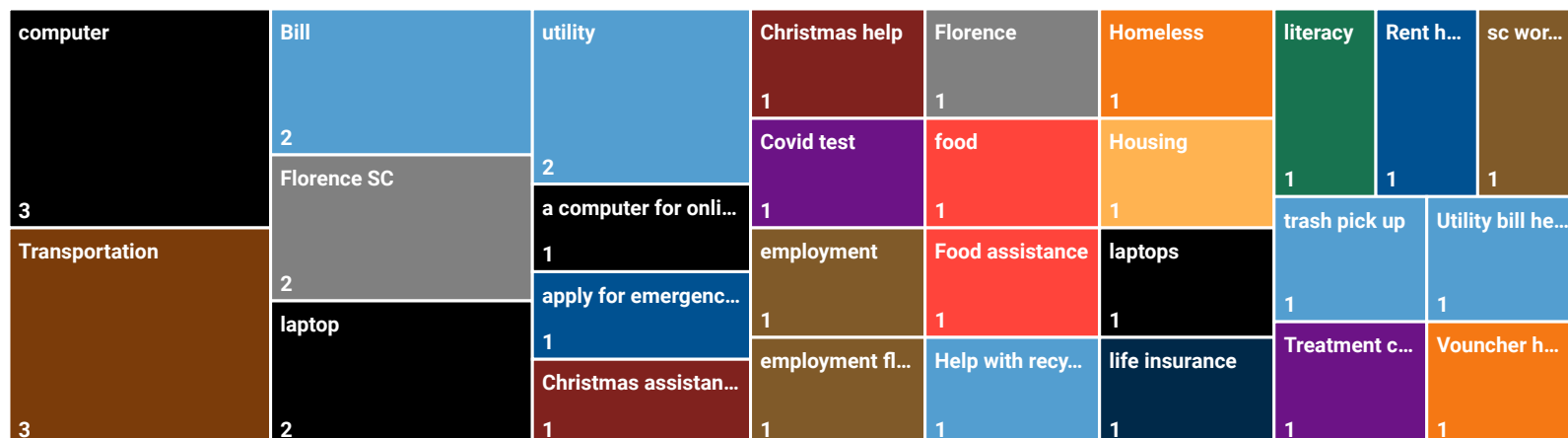
Top Guided Search Results	
Top Needs	Website Hits
Electric Assistance	845
Rent Assistance	667
Affordable Housing	177
Home Rehabilitation & Accessibility	135
Transitional Housing	103
Food Pantries	100
Shelter	77
Mortgage Assistance	53
Water & Sewer Assistance	51

Total Website Hits by Month



United Way of Florence County 211 Website Search Statistics

Top Keyword Searches



Top Guided Search Results

Guided Result Categories	Website Hits	Guided Result Categories	Website Hits	Guided Result Categories	Website Hits
Electric Assistance	845	Eviction Prevention Legal Assistance	11	Assistive Technology	4
Rent Assistance	667	Medical Transportation	11	Autism	4
Affordable Housing	177	Free Clinics	10	Disaster Clean Up	4
Home Rehabilitation & Accessibility	135	Home Accessibility and Ramp Construction	10	Discrimination Legal Assistance	4
Transitional Housing	103	Home Delivered Meals	10	Medicaid & Medicare	4
Food Pantries	100	Rehabilitation and Substance Abuse Services	10	Senior Centers	4
Shelter	77	Unemployment	10	Senior Ride Programs	4
Mortgage Assistance	53	Childcare Voucher	9	Sexual Health	4
Water & Sewer Assistance	51	Special Diet and Nutritional Foods	9	Social Security	4
Eviction Prevention	40	Benefits Screening	8	Soup Kitchen	4
Food Banks	34	Long Distance Transportation	8	TANF	4
Job Search	34	Medical and Prescription Expense Assistance	8	Crisis Shelters	3
Clothing	30	Transportation Information	8	Domestic Crisis Hotlines	3
Disability Services	29	Detoxification	7	Domestic Violence, Sexual Assault, & Pregnancy Shelters	3
Children Clothing & Diapers	27	Disaster Relief	7	Ex-Offender Re-entry Programs	3
Food for Seniors	27	Crime and Victim Services	6	Holiday Assistance	3
Dental and Vision Care	21	Disaster Recovery	6	Internet Access	3
Furniture and Household Supplies	21	Identification Documentation	6	Phone Assistance	3
Internet Assistance	20	Mental Health Evaluations	6	Senior Services and Legal Aid	3
Transportation Financial Assistance	20	Senior Housing	6	Temporary Financial Assistance	3
Job Training	19	Tax Assistance	6	Thrift Stores	3
Other Transportation Needs	19	Weatherization	6	Veteran Assistance Programs	3
Furniture & Household Supplies	18	Maternity Needs	5	Veteran Benefites	3
Gas Assistance	18	Respite Care and Support Groups	5		
GED & Adult Education	17	SNAP	5		
Personal Care Needs	16				
Employment Transportation	15				
Family Law	15				
General Legal Assistance	15				
Counseling and Mental Health Services	14				
Food for Babies and Children	13				
Food Assistance (SNAP, WIC, TANF, etc.)	12				
Local Transportation	12				
Transportation to Medical Appointments	12				

United Way of Florence County 211 Top Providers by Categories



Top Housing Providers

Referrals

Pee Dee Community Action Partnership	756
Salvation Army of the Pee Dee Region, The	702
Lighthouse Ministries	491
House of Hope of the Pee Dee	330
Eastern Carolina Housing Organization	324
Florence Housing Authority	248



Top Utility Providers

Referrals

Pee Dee Community Action Partnership	767
Lighthouse Ministries	751
Salvation Army of the Pee Dee Region, The	707
Shelter and Nutrition for All Children	118
Wateree Community Actions	90
Eastern Carolina Housing Organization	71



Top Food Providers

Referrals

The Manna House	83
Majority Baptist	73
Immanuel Apostolic Church	71
Salvation Army of the Pee Dee Region, The	71
Greater Morning Star Apostolic Ministries 7 Food Pantry	67
Greenwood Baptist Church Food Pantry	52

Top Legal Providers

Referrals

South Carolina Legal Services	57
South Carolina Bar	40
Pee Dee Community Action Partnership	35
Eastern Carolina Housing Organization	18
Able South Carolina	7
Housing Discrimination Hotline	7

United Way of Florence County 211 Top Providers



Top Providers

Referrals

Top Providers	Referrals
Pee Dee Community Action Partnership	1,598
Salvation Army of the Pee Dee Region, The	1,538
Lighthouse Ministries	1,258
Eastern Carolina Housing Organization	416
House of Hope of the Pee Dee	343
Wateree Community Actions	283
Florence Housing Authority	248
Shelter and Nutrition for All Children	247
Courtney McGinnis Graham Community Shelter	172
Resurrection Restoration Center For The Homeless	172
Helping Florence Flourish	89
Pee Dee Coalition Against Domestic and Sexual Assault	89
The Manna House	83
Majority Baptist	73
Immanuel Apostolic Church	71
Greater Morning Star Apostolic Ministries 7 Food Pantry	67
The Greater Lake City Community Resource Center	63
South Carolina Legal Services	58
Alston Wilkes Society	57
Greenwood Baptist Church Food Pantry	52
Sisters 4 the Future	49
Homeless No More	47
SC Thrive	47
South Carolina Bar	45
South Carolina Department of Disabilities and Special Needs	40
South Carolina Department of Social Services	39
Senior Citizens Association in Florence County	38
South Carolina Department of Health and Human Services	36
New Beginnings Shelter	28
United Way of Florence County	28
Navy-Marine Corps Relief Society	27
Project Care Inc	27

United Way of Florence County 211 Top Providers with Needs

Top Providers	Referrals
Pee Dee Community Action Partnership	1,598
Other Bills	767
Housing Expense Assistance	446
Shelters	205
At Risk/Homeless Housing Related Assistance Programs	57
Eviction Prevention	35
Housing Counseling	34
Personal Goods/Services	26
Home Improvement/Accessibility	12
Medical Expense Assistance	8
Household	5
Home Purchase/Construction Financing/Refinancing	2
Food	1
Salvation Army of the Pee Dee Region, The	1,538
Other Bills	707
Housing Expense Assistance	463
Shelters	239
Food	71
Personal Goods/Services	25
Household	17
Disaster	12
Thrift Shops	3
Volunteer Opportunities	1
Lighthouse Ministries	1,258
Other Bills	751
Housing Expense Assistance	484
Personal Goods/Services	15
Home Improvement/Accessibility	7
Volunteer Opportunities	1
Eastern Carolina Housing Organization	416
Shelters	117
At Risk/Homeless Housing Related Assistance Programs	79
Other Bills	71
Housing	52
Housing Expense Assistance	41
Supportive Housing	35
Eviction Prevention	18
Substance Abuse	2
Benefits	1
House of Hope of the Pee Dee	343
Shelters	330
Substance Abuse	3
Thrift Shops	3
Volunteer Opportunities	3
Case/Care Management	2
Employment	1
Literacy Programs	1
Wateree Community Actions	283
Housing Expense Assistance	179
Other Bills	90
Home Improvement/Accessibility	13
Employment	1
Florence Housing Authority	248
Residential Housing Options	232
Supportive Housing Placement/Referral	16

Top Providers	Referrals
Shelter and Nutrition for All Children	247
Other Bills	118
Housing Expense Assistance	87
Shelters	40
Food	2
Courtney McGinnis Graham Community Shelter	172
Shelters	171
Volunteer Opportunities	1
Resurrection Restoration Center For The Homeless	172
Shelters	172
Helping Florence Flourish	89
Home Improvement/Accessibility	89
Pee Dee Coalition Against Domestic and Sexual Assault	89
Shelters	87
Crime Prevention	1
Volunteer Opportunities	1
The Manna House	83
Food	83
Majority Baptist	73
Food	73
Immanuel Apostolic Church	71
Food	71
Greater Morning Star Apostolic Ministries 7 Food Pantry	67
Food	67
The Greater Lake City Community Resource Center	63
Personal Goods/Services	33
Food	24
Food Collection and Storage	6
South Carolina Legal Services	58
Eviction Prevention	31
Legal Aid	22
Senior/Disability	2
Family Law	1
Insurance Law	1
Volunteer Opportunities	1
Alston Wilkes Society	57
Other Bills	25
Housing Expense Assistance	23
At Risk/Homeless Housing Related Assistance Programs	4
Supportive Housing	2
Ex-Offender	1
Food	1
Transportation	1
Greenwood Baptist Church Food Pantry	52
Food	52
Sisters 4 the Future	49
Food	37
Meals	10
Child Care	1
Mental Health	1



United Way of Florence County 211 Top Providers with Needs Continued

Top Providers	Referrals
Homeless No More	47
At Risk/Homeless Housing Related Assistance Programs	23
Shelters	23
Residential Housing Options	1
SC Thrive	47
Benefits	39
Nutrition Related Public Assistance Programs	5
Medical Public Assistance Programs	2
Other Tax Help	1
South Carolina Bar	45
Eviction Prevention	26
Legal Aid	11
Information Sources	5
Lawyer Referral Services	3
South Carolina Department of Disabilities and Special Needs	40
Senior/Disability	12
Transportation	11
Residential Housing Options	10
Benefits	4
Case/Care Management	2
Employment	1
South Carolina Department of Social Services	39
Benefits	14
Protective Services	8
Nutrition Related Public Assistance Programs	6
Food	5
Household Related Public Assistance Programs	4
Basic Income Maintenance Programs	1
Family Law	1
Senior Citizens Association in Florence County	38
Meals	16
Transportation	10
Multipurpose Centers	6
Senior/Disability	6
South Carolina Department of Health and Human Services	36
Home Improvement/Accessibility	17
Health Care	6
Meals	4
Medical Public Assistance Programs	3
Senior/Disability	2
Benefits	1
Case/Care Management	1
Family Support Recruitment/Referral	1
Medical Expense Assistance	1
New Beginnings Shelter	28
Shelters	27
Volunteer Opportunities	1
United Way of Florence County	28
Tax Preparation Assistance	25
Household Related Public Assistance Programs	1
Other Bills	1
Transportation	1
Navy-Marine Corps Relief Society	27
Other Bills	16
Housing Expense Assistance	11
Project Care Inc	27
Supportive Housing	26
Health Education	1