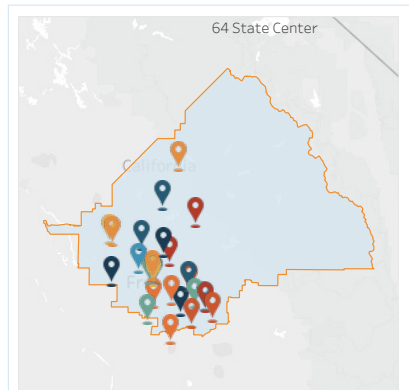
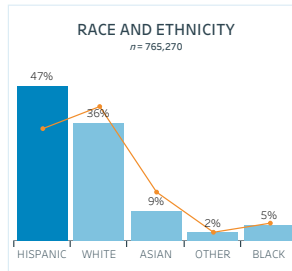
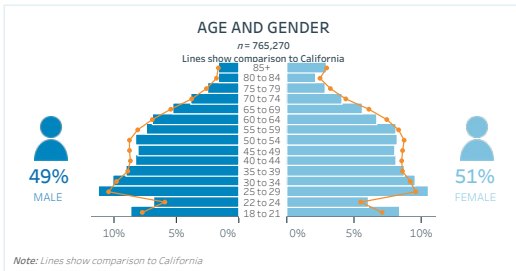


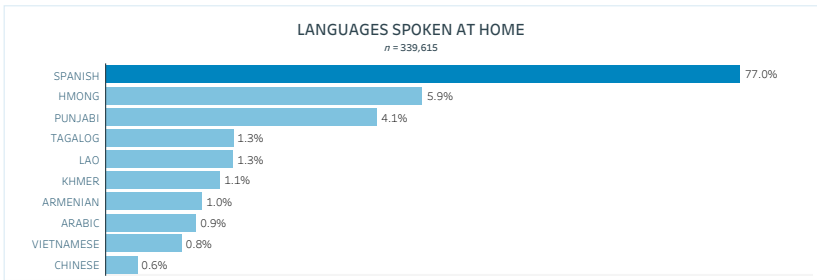
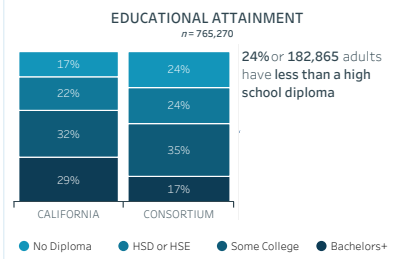
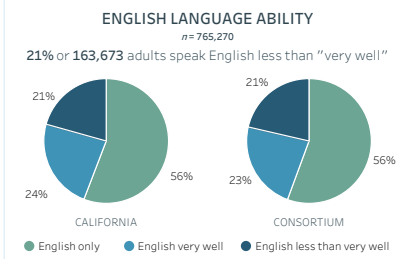
AT-A-GLANCE

- 765,270**
POPULATION 18+
- 182,865**
NO DIPLOMA
- 163,673**
LIMITED ENGLISH
- 46,446**
UNEMPLOYED
- 210,597**
FOREIGN-BORN
- 322,890**
NEAR POVERTY OR LESS
- 135,193**
ADULTS W/ DISABILITIES
- 44,551**
VETERANS



The State Center Adult Education Consortium, serves Fresno, Madera and the northern edge of Tulare county. The major metropolitan area of Fresno is surrounded by a number of smaller farming communities. Members of the consortium include 14 school districts, the Fresno County Superintendent of Schools, the Valley Regional Occupational Program Joint Powers Authority and the State Center Community College District. The region is home to California State University- Fresno, a leader in agricultural innovation, and attracts a variety of agricultural technology businesses. However, the basis of the economy is agricultural production and food processing, which creates a small, but stable manufacturing sector. Madera and Fresno counties regularly rank amongst the state's counties with the highest unemployment, lowest per capita income and highest poverty rates, as well as low levels of high school graduation. This region has a large population of immigrants and english acquisition is a significant obstacle for many of them.

Source: State Center Consortium 2014 Three-Year Plan. Adapted from http://educateandelevateca.org/regional_profiles, courtesy of Full Capacity Marketing.



Looking for **Student Progress** data? **Access to the LaunchBoard Adult Education Data Pipeline is now open to the public**, meaning that any consortium member, regardless of whether its institution has an MOU with CalPASS, can access consortium- or institution-level data for planning and program improvement.

LaunchBoard Adult Education Data Pipeline



Source: U.S. Census. 2013 - 2017 American Community Survey Public Use Microdata Sample (PUMS).