

Name _____


Date _____

EASTER




ALL ABOUT EASTER

1. Easter is a spring holiday. It is a Christian holiday. It is always on a Sunday. This year, Easter is on _____.



2. Christians say Jesus died on Good Friday. On the third day, he rose from the dead. He became alive again.




3. Christians go to church on Easter Sunday. They go at sunrise. They sing and pray.



4. They think about a new life after death. It is a very happy day.



5. Flowers, chicks, eggs, and rabbits are all signs of Easter. They are signs of new life.



6. People are ready for spring. They are happy that winter is over. In some cities, people show their new clothes in an "Easter Parade."




ALL ABOUT EASTER (continued)


7. Little children believe in the Easter Bunny. The Easter Bunny has many baskets.



8. He fills the baskets with colored eggs and candy. Then he hides the baskets.




9. On Easter morning, the children hunt for their baskets.



10. Children color eggs too.



11. They play games with the eggs. They roll eggs up a hill. They have Easter egg or jelly bean hunts.



12. Families eat a big dinner on Easter Sunday.



EASTER: EXERCISES AND ACTIVITIES

- I. Do you know these words? Find these words in the story. Draw a line under them. Copy the words. Write the meanings.

Easter	death	Easter Parade
spring	flowers	children
Christian	chicks	Easter Bunny
always	eggs	baskets
Jesus	rabbits	fills
die/died	signs	colored eggs
third	are ready for	hide/hid
rise/rose	winter	hunt for
dead	to be over	games
church	wear	roll
sing	clothes	up hill
pray	show	family/families
life		

- II. Choose the best answer:

1. Easter is a _____ holiday. (Jewish, Christian, Muslim)
2. It is always on a _____. (Sunday, Tuesday)
3. Christians go to _____ on Easter Sunday. (church, school)
4. People are ready for _____. (winter, spring)
5. Flowers, chicks, eggs, and rabbits are all signs of _____.
(Easter, Christmas)
6. Little children believe in the Easter _____. (Flower, Bunny)
7. The Easter Bunny fills baskets with colored _____ and
_____. (eggs, candy; marbles, flowers)
8. On Easter morning, children hunt for their _____. (clothes, baskets)

EASTER: EXERCISES AND ACTIVITIES (continued)

III. MATCH:

A. rabbit

B. basket

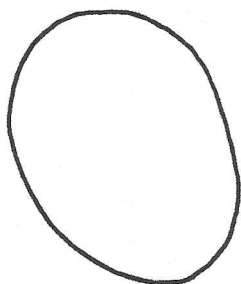
C. chick

D. egg


E. cross

F. flower


1




2



3




4



5





6



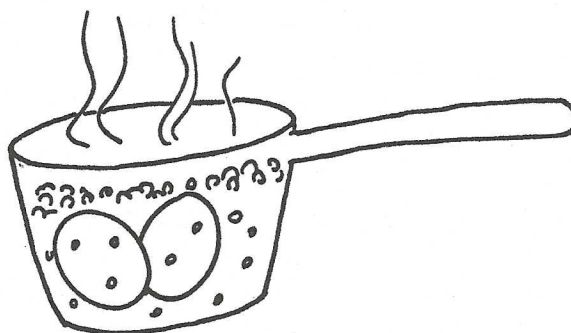
GETTING READY TO COLOR EASTER EGGS

We will color Easter eggs. Bring this page home to get ready.


1. We will color eggs for Easter.



2. Bring two hard-boiled eggs to school on _____.
(Cook the eggs gently in water for 15 minutes.)



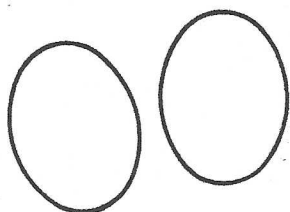
3. Carry the eggs in part of an egg carton. Wrap the eggs carefully so they will not break.



COLORING EASTER EGGS

Do you want to color eggs for Easter? You need:


fresh white eggs



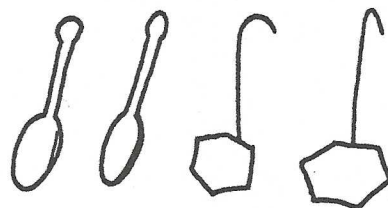
a pot
(not aluminum)




five cups



spoons or dippers




food coloring





vinegar



paper towels



colored markers (nontoxic)



1. Place the eggs in a pot of cold water and bring the water to a boil. Boil the eggs *gently* for 15 minutes. Let eggs cool.

2. Wash your hands. Dirty hands will make dirty eggs.



3. Fill each cup half way with hot water.



4. Place one tablespoon of vinegar in each cup.



5. Add 5-10 drops of food coloring to each cup.

6. Gently put an egg into the colored water. Let it stay in the water for one minute or longer.



7. Take the egg out and put it onto paper towels to dry. Be careful. Don't let the egg roll away.

8. If you want to make a two-tone egg, use a dipper. Hold the egg half way in the colored water.



9. When the eggs are dry, draw pictures on them with colored markers. You can draw faces, flowers, bunnies, or chicks. You can make designs on the eggs.

10. If you buy Easter egg coloring kits, follow the directions on the kit. Have fun.



COLORING EASTER EGGS: EXERCISES

- I. Do you know these words? Find these words in the story. Draw a line under them. Copy the words. Write the meanings.

color	boil	drop
eggs	gently	stay
fresh	minute	dry
pot	cool	be careful
spoon	dirty	two-tone
dipper	fill	design
food coloring	half way	kit
vinegar	hot	
paper towel	tablespoon	

- II. What do you do first? Write number 1 on the line next to the sentence. What do you do next? Write number 2, then 3, 4, and 5 next to the sentences where they belong.

- _____ Draw pictures on the colored eggs.
- _____ Let the eggs cool.
- _____ Boil the eggs.
- _____ Put the eggs into the colored water.
- _____ Put vinegar and drops of food coloring in the cups.

- III. Color and decorate these eggs.

