

Esther Paper Doll

Summer


... And Esther won the favor of everyone who saw her. (Esther 2:15)

This doll is perfect to use to retell the story of Esther saving her people.

Directions


1. Color and cut out the patterns.
2. Fold on the dashed lines.
3. Put clothes on the doll.

*Optional: Glue the doll onto lightweight cardboard, and cut out again.



Color by Number for Esther and the King


Color each section by the colors shown in the list at the bottom of the page. There might be small pieces of an item such as hands and feet or small areas which do not have a number. Choose the best color for those. If you don't have all of the colors listed, make your best color choice.



1. Light purple 2. Light yellow 3. Dark Skin 4. Dark Blue 5. Light Green 6. Light Blue 7. Yellow 8. Purple 9. Light Green
10. Dark Green 11. Orange 12. Brown 13. Pink 14. Light Skin

Color by Number for Esther and the King

Color each section by the colors shown in the list at the bottom of the page. There might be small pieces of an item such as hands and feet or small areas which do not have a number. Choose the best color for those. If you don't have all of the colors listed, make your best color choice.



1. Light purple 2. Light yellow 3. Dark Skin 4. Dark Blue 5. Light Green 6. Light Blue 7. Yellow 8. Purple 9. Light Green
10. Dark Green 11. Orange 12. Brown 13. Pink 14. Light Skin