

Virtual Q&A via *NABE Connect* App

The NABE Connect app is available on [Apple/iOS](#) and [Google/Android](#). Sign in using your NABE.com username and password; familiarize yourself with the app using this [guide](#). If you do not have a NABE.com account, or if you experience any issues logging in or using the app, please contact nabe@nabe.com.

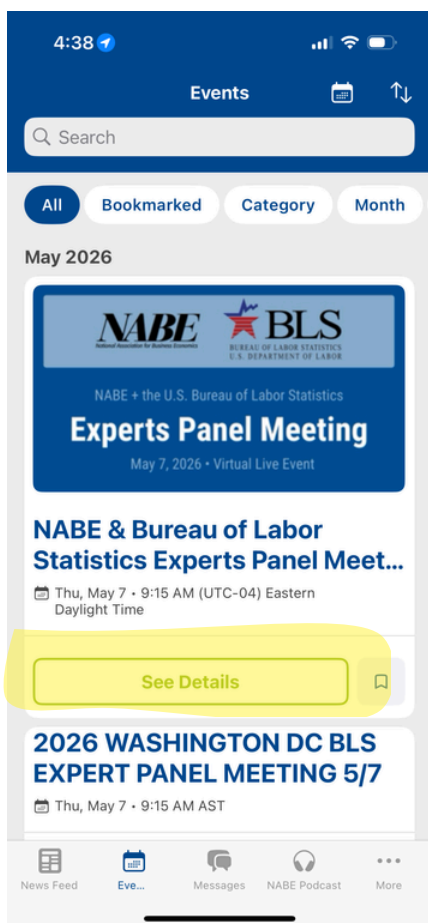
Common troubleshooting note: you will be able to access the event and Q&A even if your account does not show that you've been registered for the event.



For iPhone users, the *NABE Connect* App will automatically open to the events tab, with the top event being the Expert Panel. From here, tap the “See Details” button access the event directly.

For Android users, the app will open directly into the Expert Panel event itself.

iPhone Users:



Android Users:

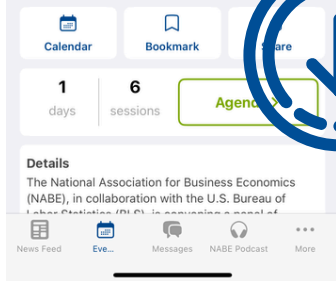




NABE & Bureau of Labor Statistics Experts Panel Meeting

Thu, May 7 • 9:15 AM – Thu, May 7 • 1:45 PM
(UTC-04) Eastern Daylight Time

Live Online



Scroll down

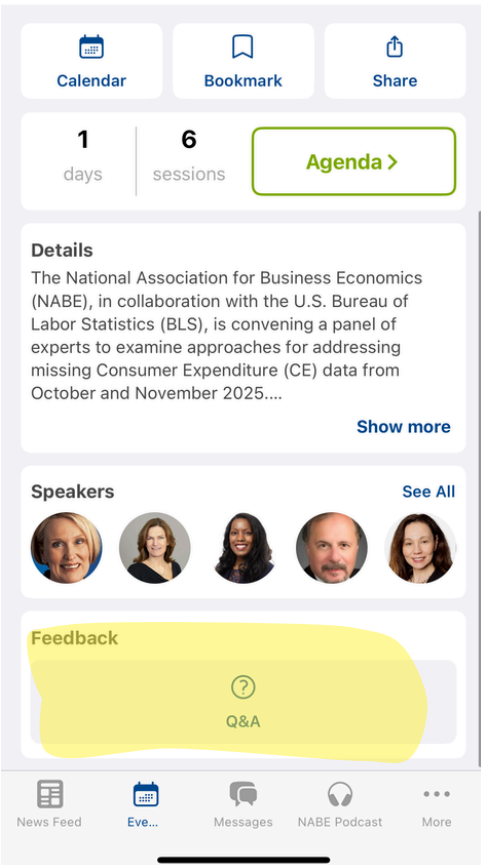
2

Once in the event itself, you'll see this interface with the speakers and the event description. Simply scroll down from here to access the Q&A.

Note: you may explore speakers, agenda, and add the event to your calendar in this page.

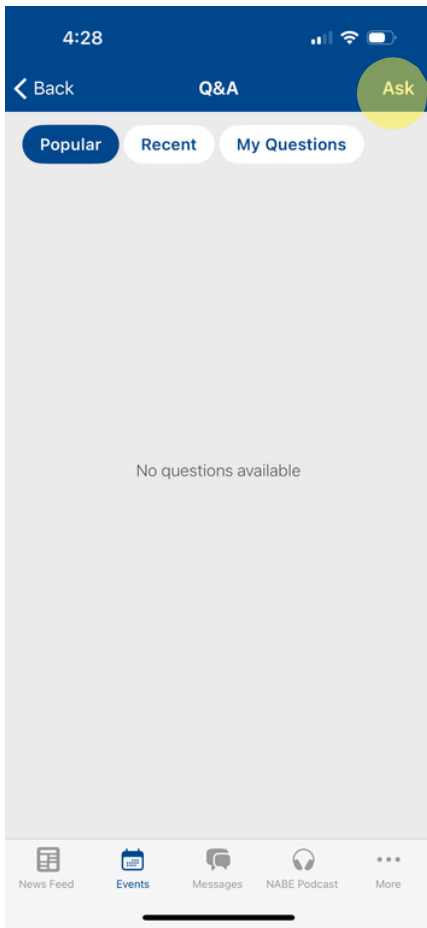


Live Online

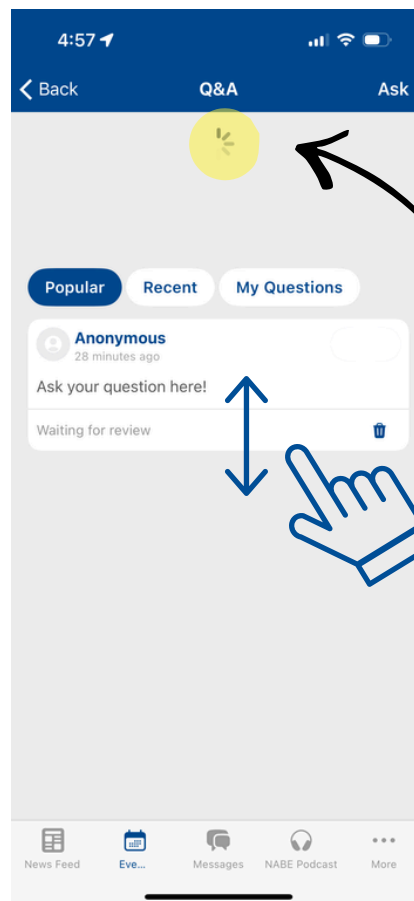
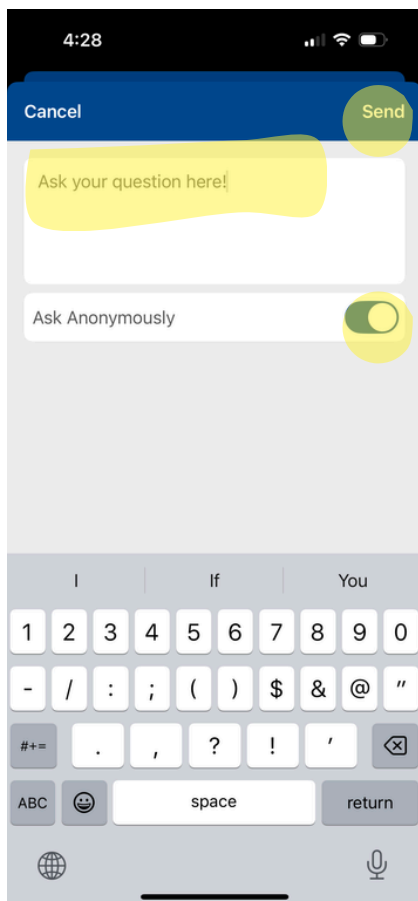


3

Click the "Q&A" button.



- 4 Once you're in the Q&A section, use the "Ask" button to submit your question.
- 5 Type your question in the field. You may toggle the "Ask Anonymously" button if you'd like to refrain from sharing your name. When you're done, hit send!
- 6 Your question will be sent to the moderator. You may "like" other questions in the feed, and keep refreshing the feed to see the most recent questions.



You'll know the Q&A is re-loading when you see the spinner at the top of the screen.