








# WILLISTON AND WILLIAMS COUNTY, ND

Economy at a Glance | June 2021



<div> <b>WORKFORCE</b> Job Service of North Dakota – not seasonally adjusted</div>				
	JUNE 2020	JUNE 2021		
Williams County Unemployment Rate	13.7%	7.7%		
ND Unemployment Rate	6.3%	4.4%		
US Unemployment Rate	11.2%	6.1%		
<div><div></div><div><b>SALES TAX DISTRIBUTIONS</b> Office of State Treasurer</div></div>				
	JUNE 2020	JUNE 2021	YTD 2020	YTD 2021
Williston	\$916,442	\$909,363	\$9,283,620	\$6,381,318
Williams County	\$1,162,735	\$1,057,299	\$11,934,987	\$7,360,110
<div><div></div><div><b>TAXABLE SALES &amp; PURCHASES</b> Office of State Tax Commissioner</div></div>				
	FIRST QUARTER 2020	FIRST QUARTER 2021	PERCENT CHANGE	
Williston	\$336,136,414	\$194,098,003	-42.26%	
Williams County	\$354,524,301	\$203,094,023	-42.71%	
<div><div></div><div><b>REAL ESTATE - RESIDENTIAL</b> Multiple Listing Service – Board of Realtors</div></div>				
	JUNE 2020	JUNE 2021	YTD 2020	YTD 2021
Single Family Homes Sold in Williston	33	51	164	225
Average Sale Price in Williston	\$277,044	\$312,962	\$288,558	\$299,800
<div><div></div><div><b>TRANSPORTATION</b> Williston Basin International Airport</div></div>				
	JUNE 2020	JUNE 2021	YTD 2020	YTD 2021
Total Enplanements	1,320	3,411	20,941	15,367
<div><div></div><div><b>BUILDING PERMITS</b> Williston Department of Building Safety</div></div>				
	JUNE 2020	JUNE 2021	YTD 2020	YTD 2021
	PERMITS/VALUES	PERMITS/VALUES	PERMITS/VALUES	PERMITS/VALUES
New Residential (Single Family, Townhouse & Condo)	2/\$449,085	2/\$1,077,417	18/\$4,120,857	16/\$6,155,584
New Apartment/Duplex	none	none	none	none
New Commercial	none	1/\$3,083,800	1/\$500,000	4/\$4,144,214
Valuation of all Permits	47/\$1,941,729	120/\$6,680,445	205/\$16,345,306	303/\$19,772,547
<div><div></div><div><b>LODGING DISTRIBUTIONS</b> Office of State Treasurer &amp; Williston Convention &amp; Visitor Bureau</div></div>				
	JUNE 2020	JUNE 2021	YTD 2020	YTD 2021
Restaurant/Lodging Tax	\$64,540	\$54,549	\$567,994	\$467,247
City Occupancy Tax	\$28,607	\$15,182	\$236,460	\$142,071
Occupancy Rate	35.3%	46.4%	35.6%	28.5%

COMPILED BY WILLISTON ECONOMIC DEVELOPMENT ON AUGUST 4, 2021

 <b>SCHOOL ENROLLMENT</b>				
	JUNE 2020	JUNE 2021		
<b>Williston Public School District #1</b>	n/a	n/a		
<b>Williams County Public School District #8</b>	n/a	n/a		
 <b>BIRTHS</b> CHI St. Alexis Health Williston				
	JUNE 2020	JUNE 2021	YTD 2020	YTD 2021
<b>CHI St. Alexis Health Williston</b>	73	61	422	368



COMPILED BY WILLISTON ECONOMIC DEVELOPMENT ON AUGUST 4, 2021