










WILLISTON AND WILLIAMS COUNTY, ND

Economy at a Glance | October 2021



<div> WORKFORCE Job Service of North Dakota (not seasonally adjusted)</div>				
	OCTOBER 2020	OCTOBER 2021		
Williams County Unemployment Rate	10%	4.5%		
ND Unemployment Rate	3.7%	2.3%		
US Unemployment Rate	6.6%	4.3%		
<div><div></div><div>SALES TAX DISTRIBUTIONS Office of State Treasurer</div></div>				
	OCTOBER 2020	OCTOBER 2021	YTD 2020	YTD 2021
Williston	\$1,082,305	\$1,375,591	\$14,530,151	\$12,118,817
Williams County	\$1,208,464	\$1,525,551	\$17,618,154	\$13,695,603
<div><div></div><div>TAXABLE SALES & PURCHASES Office of State Tax Commissioner</div></div>				
	SECOND QUARTER 2020	SECOND QUARTER 2021	PERCENT CHANGE	
Williston	\$218,634,568	\$245,322,285	12.21%	
Williams County	\$232,817,363	\$257,205,504	10.51%	
<div><div></div><div>REAL ESTATE - RESIDENTIAL Multiple Listing Service – Board of Realtors</div></div>				
	OCTOBER 2020	OCTOBER 2021	YTD 2020	YTD 2021
Single Family Homes Sold in Williston	54	47	352	414
Average Sale Price in Williston	\$318,811	\$319,462	\$289,827	\$301,810
<div><div></div><div>TRANSPORTATION Williston Basin International Airport</div></div>				
	OCTOBER 2020	OCTOBER 2021	YTD 2020	YTD 2021
Total Enplanements	2,037	5,780	27,310	35,819
<div><div></div><div>BUILDING PERMITS Williston Department of Building Safety</div></div>				
	OCTOBER 2020	OCTOBER 2021	YTD 2020	YTD 2021
	PERMITS/VALUES	PERMITS/VALUES	PERMITS/VALUES	PERMITS/VALUES
New Residential (Single Family, Townhouse & Condo)	5/\$1,558,089	3/\$931,620	36/\$9,570,924	29/\$10,302,503
New Apartment/Duplex	None	None	1/\$573,061	None
New Commercial	2/\$1,147,608	2/\$2,850,000	10/\$3,958,840	9/\$9,659,397
Valuation of all Permits	35/\$5,460,794	166/\$9,073,706	451/\$39,940,782	3,073/\$73,234,673
<div><div></div><div>LODGING DISTRIBUTIONS Office of State Treasurer & Williston Convention & Visitor Bureau</div></div>				
	OCTOBER 2020	OCTOBER 2021	YTD 2020	YTD 2021
Restaurant/Lodging Tax	\$82,393	\$91,496	\$912,493	\$858,634
City Occupancy Tax	\$29,437	\$34,599	\$335,923	\$272,717
Occupancy Rate	37.7%	43.9%	37.1%	37.4%

COMPILED BY WILLISTON ECONOMIC DEVELOPMENT ON NOVEMBER 16, 2021

 SCHOOL ENROLLMENT				
	OCTOBER 2020	OCTOBER 2021		
Williston Public School District #1	4,217			
Williams County Public School District #8	672			
Williston Basin School District #7		4,959		
 BIRTHS CHI St. Alexius Health Williston				
	OCTOBER 2020	OCTOBER 2021	YTD 2020	YTD 2021
CHI St. Alexius Health Williston	59	64	676	615