

## The Northeast Indiana Regional Science and Engineering Fair (NERSEF) Display Rules:

- no food items, no containers filled with water, no sharp items, no animals, no plant materials, no chemicals, no flames, fire or highly flammable materials, no batteries
- no photos of people, names of people who completed surveys should not be included, photos from the internet must have a credit line of the original source
- projects with moving parts that have unprotected belts and pulleys especially if they can be triggered with unattended are not allowed

## Presentation & Awards

The day of the STEM Fair, the student will present his/her board to the judges. The student should be able to answer questions about his/her project. Students should dress professionally.

First, second and third place finishes will be awarded in grade divisions; Grades K & 1, 2 & 3, and 4 & 5.

## STEM Fair Projects

If you need help deciding on a STEM Fair project, visit [www.sciencebuddies.org](http://www.sciencebuddies.org) to help guide you in your project selection. Also, check the St. Elizabeth Ann Seton School website for additional information on project ideas and judging criteria.



## Volunteers Needed

If your profession is in the field of math, science, medicine, architecture, engineering, or technology, and you would like to volunteer to judge the afternoon of the STEM fair, please contact Mrs. Sarah Darling at [sdarling@seascsfw.org](mailto:sdarling@seascsfw.org).

For any questions, please contact  
Sarah Darling at  
432-4001 ext. 312  
or [sdarling@seascsfw.org](mailto:sdarling@seascsfw.org)

Saint Elizabeth Ann Seton  
Catholic School

# STEM Fair

## K-5



Tuesday,  
January 30, 2019

12:45 PM

Calling all scientists, mathematicians, engineers, innovators, problem solvers, builders, dreamers to the first annual Saint Elizabeth Ann Seton STEM Fair!

## What is STEM?

STEM stands for science, technology, engineering, and mathematics. STEM is important because it pervades every part of our lives. It is everywhere around us!

## Why STEM?

“In the 21st century, scientific and technological innovations have become increasingly important as we face the benefits and challenges of both globalization and a knowledge-based economy. To succeed in this new information-based and highly technological society, students need to develop their capabilities in STEM to levels much beyond what was considered acceptable in the past.” (National Science Foundation)

## Projects

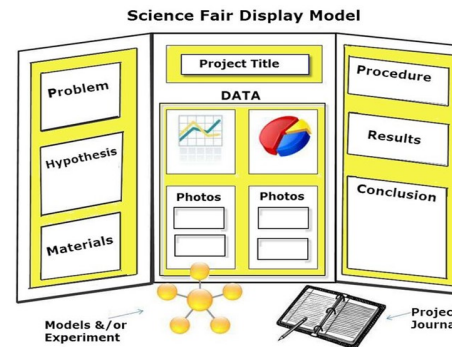
Projects can fall under any of the academic areas of STEM. Students can do a science experiment, create a piece of technology, build an engineering project, or do a probability and statistics mathematical project as long as it follows the scientific method or engineering process.

## Project Guidelines and Requirements

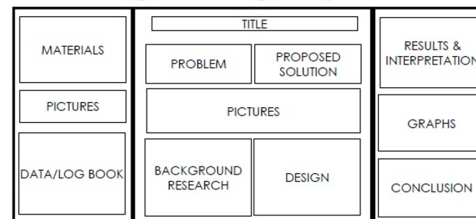
The selected topic should be of great interest to the student; something the student wants to inquire and find an answer to. All projects regardless of the academic STEM area are to follow the scientific method or design process and focus on a testable question.

- Students must fill out a STEM Fair registration form and return it by December 18th in order to participate.
- Students may work with one or two partners.
- Work should be completed at home.
- STEM Fair projects should represent student work, with parent support.
- Final projects should neatly presented be on a tri-fold self-supporting board.

Examples:

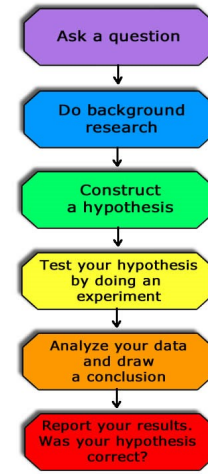


## Engineering Projects



- Included on the board if following the scientific method: question or problem, background research, hypothesis, procedure (including defining variables, data and conclusion).

### The Scientific Method



- Included on the board if following the engineering process: problem, background research, possible solutions, solution to problem, design and development of prototype, process to test prototype and conclusion,

