


TREES AND POWER LINES DON'T MIX

Trees and branches can grow, blow, or snap off into power lines creating an extremely dangerous condition or causing a power outage.

At Southern California Edison we care about trees and our customers. We want you to enjoy the beauty, serenity and cooling that trees provide, while enjoying the safety of your yards and reliable power. When you are working in your yard and in proximity to power lines, please be careful — especially when carrying tall aluminum ladders, pool skimmers or metal picking or pruning equipment. Tree houses should not be built anywhere near power lines. Please review this brochure for recommendations on utility-friendly tree species that can be planted near our high-voltage power lines.

If you're planting a new tree, consider where you are placing it and what it will look like in 10 or 20 years. Look up from the proposed place where it will be planted and see if there are wires overhead or nearby. Palm trees are a major source of power interruptions and should not be near overhead power lines. Dried fronds can detach and be carried by the wind for great distances. For more information on planting trees and finding additional species recommendations, visit

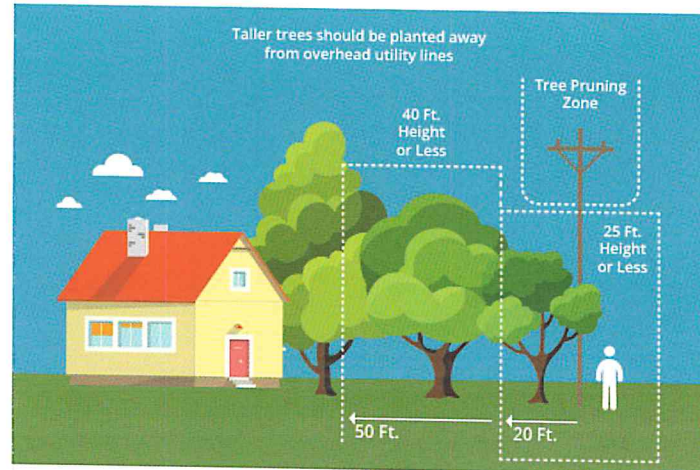
selectree.calpoly.edu



Always be aware when you're around overhead power lines. Keep yourself and any object at least **10 feet away** from both overhead power lines and electrical facilities and **never approach or touch overhead power lines or any person or object in contact with the lines.**

Call SCE if you have concerns about trees near any wires or poles. SCE hires qualified contractors to prune and remove vegetation that is encroaching or threatening SCE electrical facilities to comply with applicable laws and to ensure public safety and electrical service reliability. If you are planning on pruning or removing a tree that is near power lines, please contact us before you start the work. SCE will perform a tree risk assessment to ensure your safety while working in the proximity of electrical facilities.

SCE also offers tree removals on a case-by-case basis. Contact SCE for an evaluation.



For more information


Call us at: **1-800-655-4555** or contact us at:

sce.com

with your questions or concerns.

Always call USA Dig Alert before you dig (811)

Visit **811.com** or call **1-800-422-4133**



2019

RIGHT TREE, RIGHT PLACE

This fact sheet is an update from Southern California Edison (SCE) regarding tree selection.

SCE'S UTILITY-FRIENDLY TREE SPECIES

Recommendations for Coastal, Valley, Mountain & Desert regions:


The trees included below are utility-friendly tree species that may be planted near high-voltage power lines. (Not all trees can be guaranteed from encroaching into the utility clearance zone, some trees may need slight pruning or clearing as they mature.)



Redbud (*Cercis species*)
Region: Coastal, Valley, Mountain



Crape Myrtle (*Lagerstroemia indica*)
Region: Coastal, Valley, Mountain & Desert



Pygmy Date Palm (*Phoenix roebelenii*)
Region: Coastal, Valley



Semi-dwarf Citrus (*Citrus species*)
Region: Coastal, Valley, & Desert



Bronze Loquat (*Eriobotrya deflexa*)
Region: Coastal, Valley



Majestic Beauty Indian Hawthorn (*Rhaphiolepis*)
Region: Valley



Japanese Maple (*Acer palmatum*)
Region: Valley, Mountain



Strawberry Tree (*Arbutus unedo*)
Region: Valley, Mountain, & Desert



Toyon (*Heteromeles arbutifolia*)
Region: Valley, Mountain



California Juniper (*Juniperus californica*)
Region: Valley, Mountain



Scrub Oak (*Quercus dumosa*)
Region: Mountain & Desert



Pink Trumpet (*Handroanthus heptaphyllus*)
Region: Coastal, Valley



Evergreen Pear (*Pyrus kawakamii*)
Region: Valley, Mountain, & Desert



Desert Willow (*Chilopsis linearis*)
Region: Valley, Desert



Shoestring Acacia (*Acacia stenophylla*)
Region: Valley, Desert

Site Photos:

selectree.calpoly.edu

