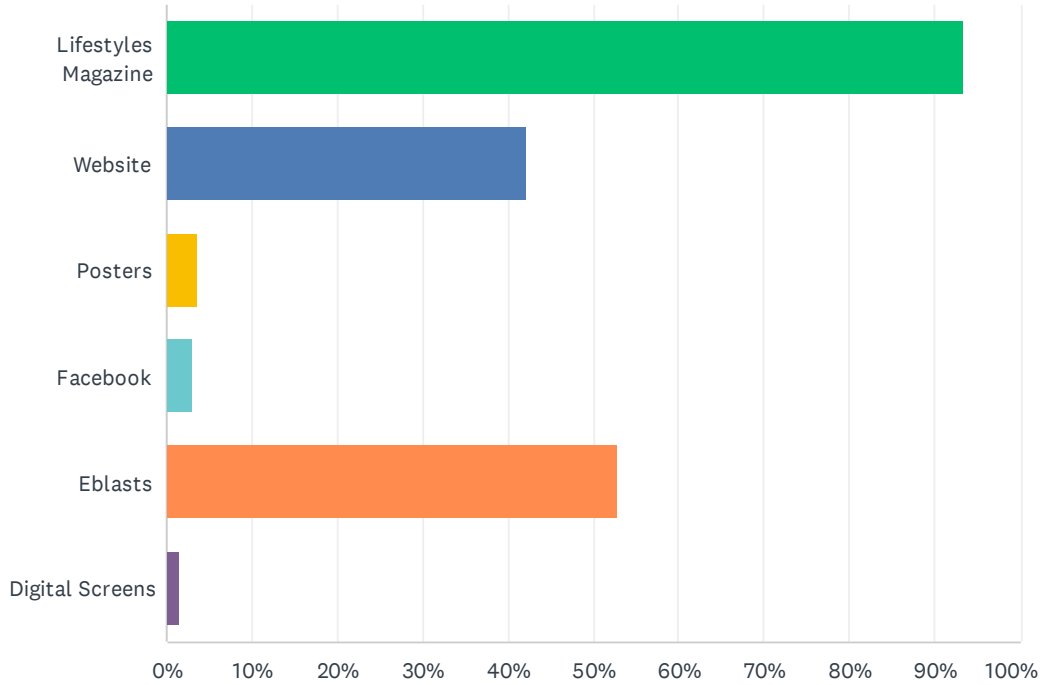


Q1 What is your member number

Answered: 1,205 Skipped: 1

Q2 Please rate your top two (2) communication tools used most often to learn about Lifestyle Events and Lifestyle Class offerings?

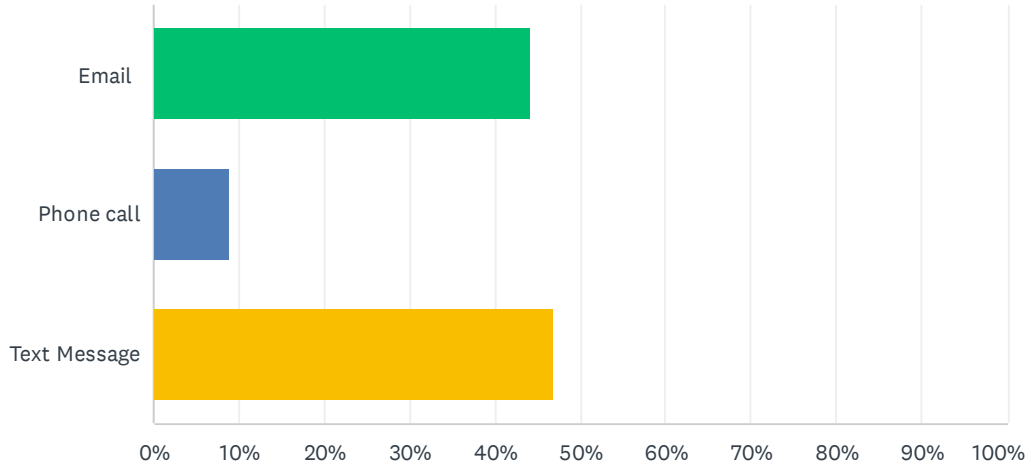
Answered: 1,206 Skipped: 0



ANSWER CHOICES	RESPONSES	
Lifestyles Magazine	93.37%	1,126
Website	42.29%	510
Posters	3.73%	45
Facebook	2.99%	36
Eblasts	52.99%	639
Digital Screens	1.41%	17
Total Respondents: 1,206		

Q3 Please select the preferred communication source to notify you if an activity is canceled.

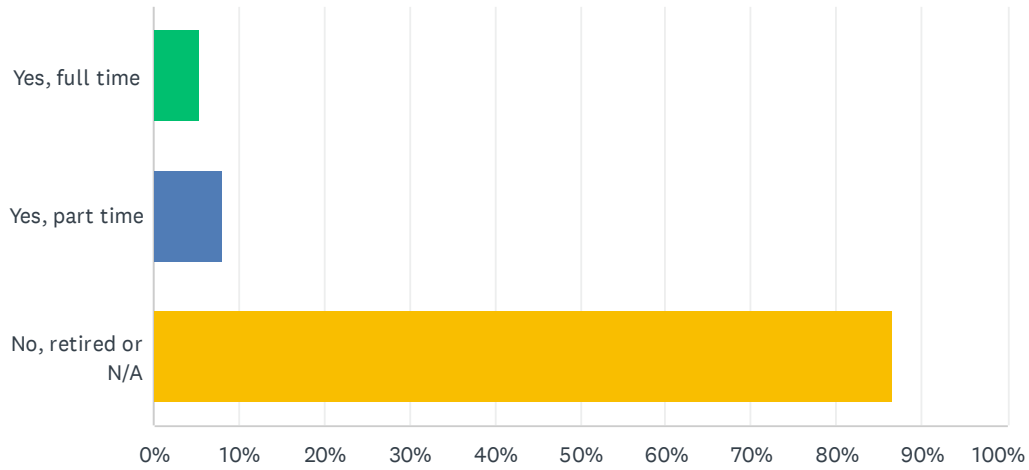
Answered: 1,205 Skipped: 1



ANSWER CHOICES	RESPONSES	
Email	44.15%	532
Phone call	8.96%	108
Text Message	46.89%	565
TOTAL		1,205

Q4 Are you still working?

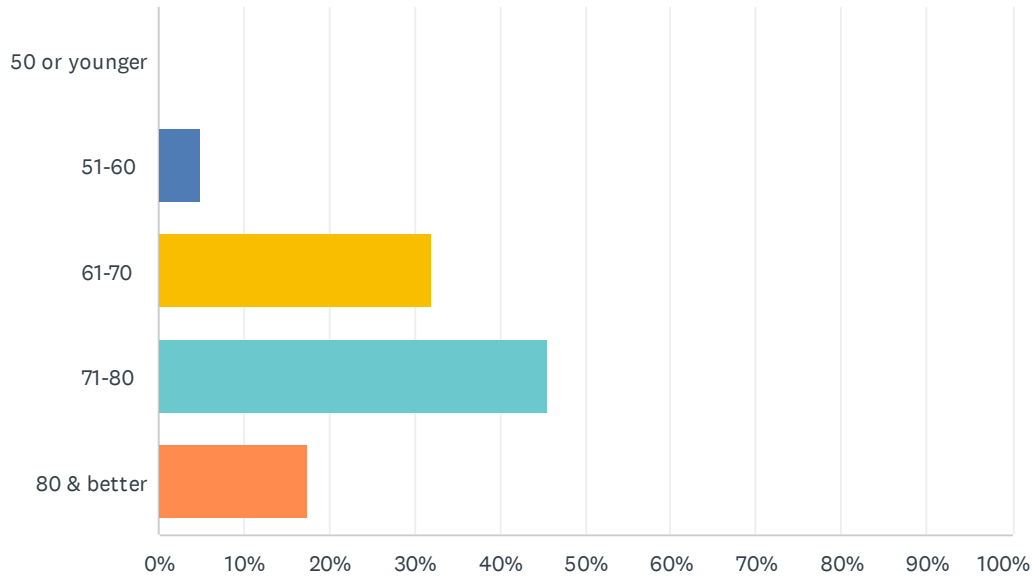
Answered: 1,206 Skipped: 0



ANSWER CHOICES	RESPONSES	
Yes, full time	5.31%	64
Yes, part time	8.21%	99
No, retired or N/A	86.48%	1,043
TOTAL		1,206

Q5 Select your appropriate age group:

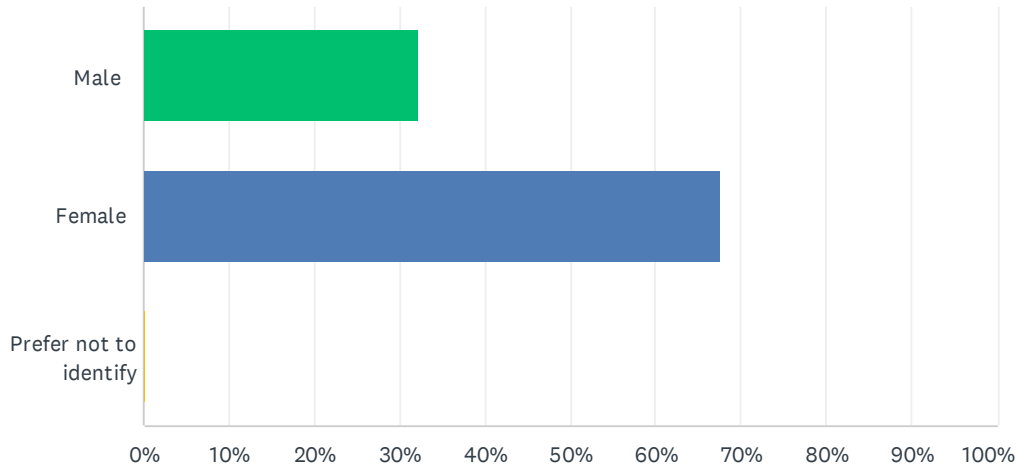
Answered: 1,206 Skipped: 0



ANSWER CHOICES	RESPONSES	
50 or younger	0.08%	1
51-60	4.81%	58
61-70	31.92%	385
71-80	45.69%	551
80 & better	17.50%	211
TOTAL		1,206

Q6 Select your gender:

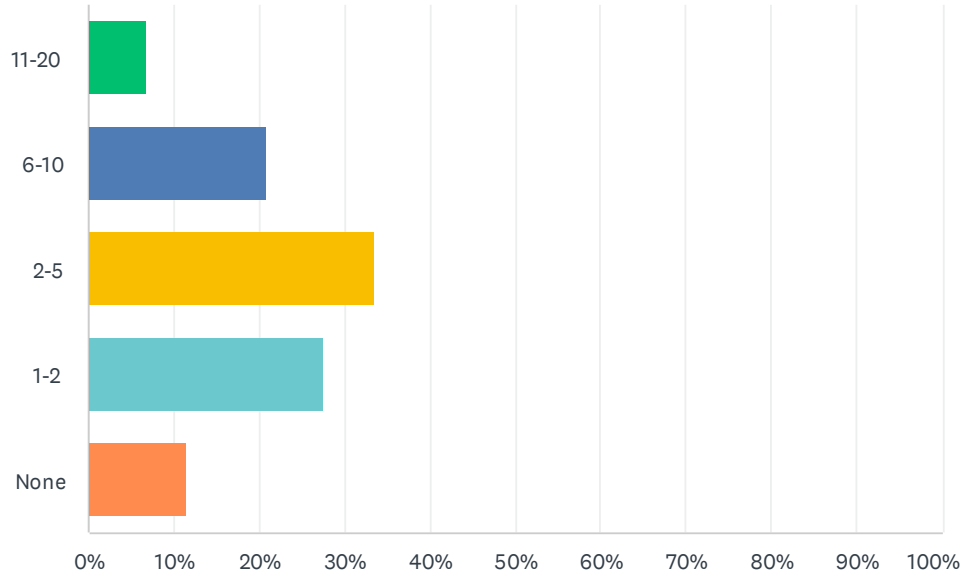
Answered: 1,206 Skipped: 0



ANSWER CHOICES	RESPONSES	
Male	32.17%	388
Female	67.66%	816
Prefer not to identify	0.17%	2
TOTAL		1,206

Q7 On average, how many Lifestyle Department Events hosted in Drendel Ballroom do you attend per year?

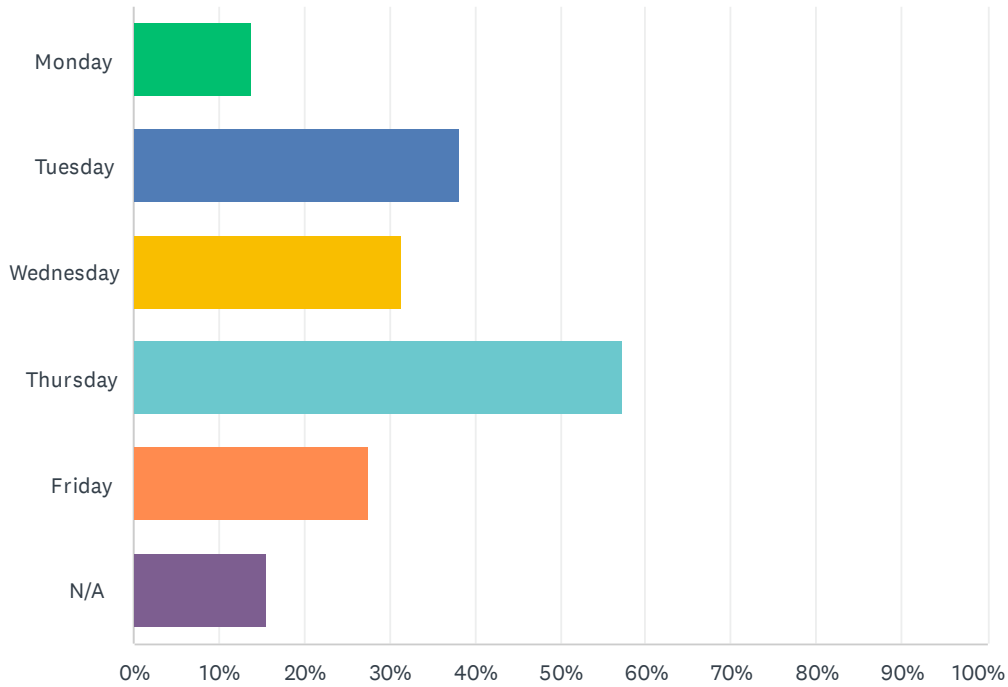
Answered: 1,206 Skipped: 0



ANSWER CHOICES	RESPONSES
11-20	6.80% 82
6-10	20.81% 251
2-5	33.42% 403
1-2	27.45% 331
None	11.53% 139
TOTAL	1,206

Q8 Select (2) two nights of the week you prefer to attend (night) Lifestyle Events? (Select two.)

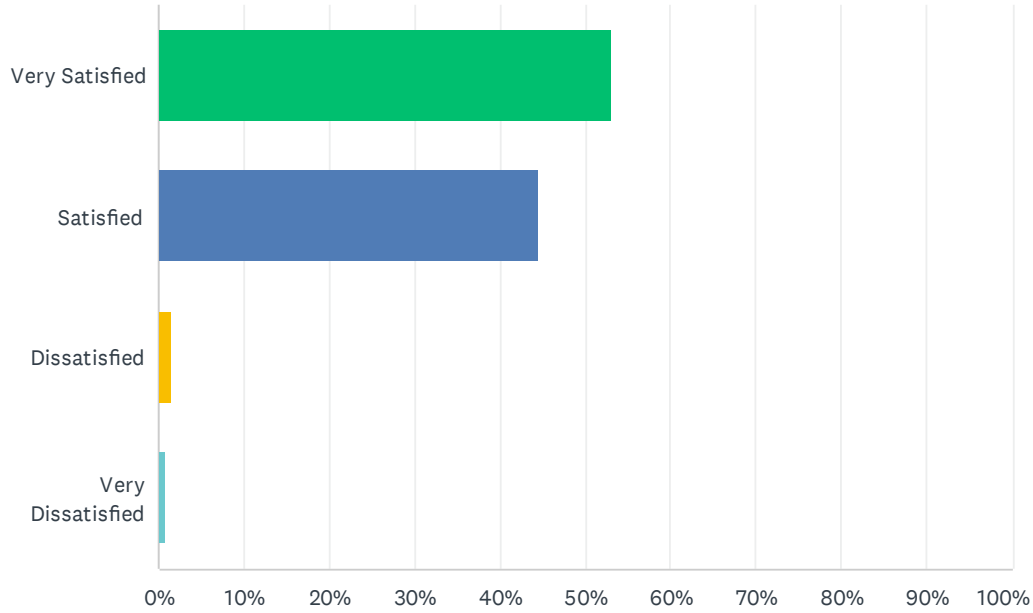
Answered: 1,205 Skipped: 1



ANSWER CHOICES	RESPONSES	
Monday	13.86%	167
Tuesday	38.09%	459
Wednesday	31.37%	378
Thursday	57.26%	690
Friday	27.47%	331
N/A	15.52%	187
Total Respondents: 1,205		

Q9 Based upon the event(s) you attended over the past year, please rate your level of satisfaction?

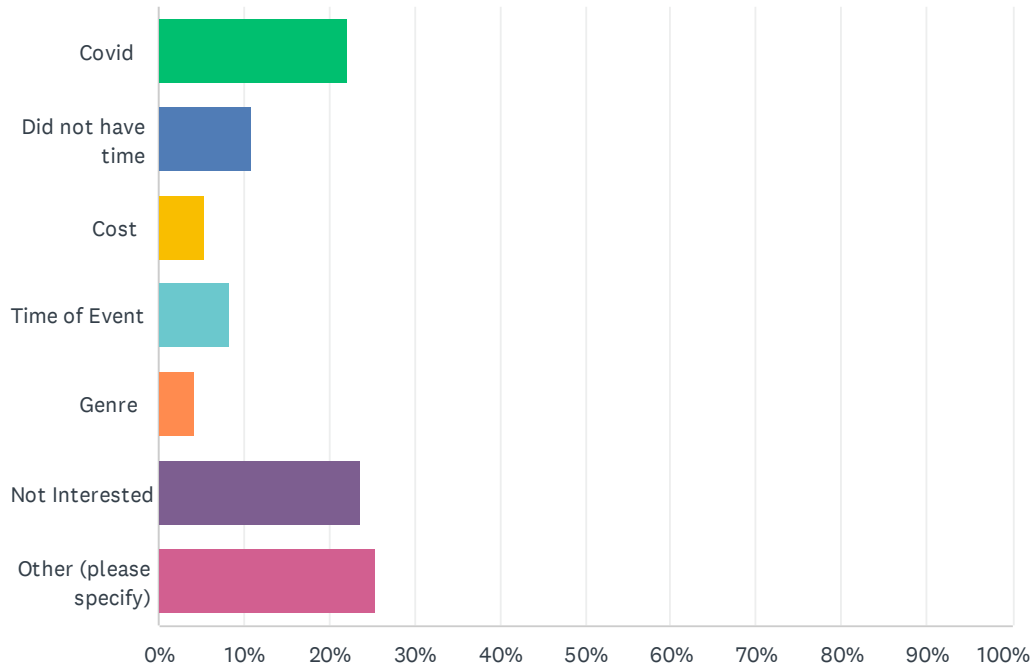
Answered: 1,205 Skipped: 1



ANSWER CHOICES	RESPONSES	
Very Satisfied	53.20%	641
Satisfied	44.65%	538
Dissatisfied	1.41%	17
Very Dissatisfied	0.75%	9
TOTAL		1,205

Q10 If you did not attend a lifestyle event over the past year, please select the applicable reason:

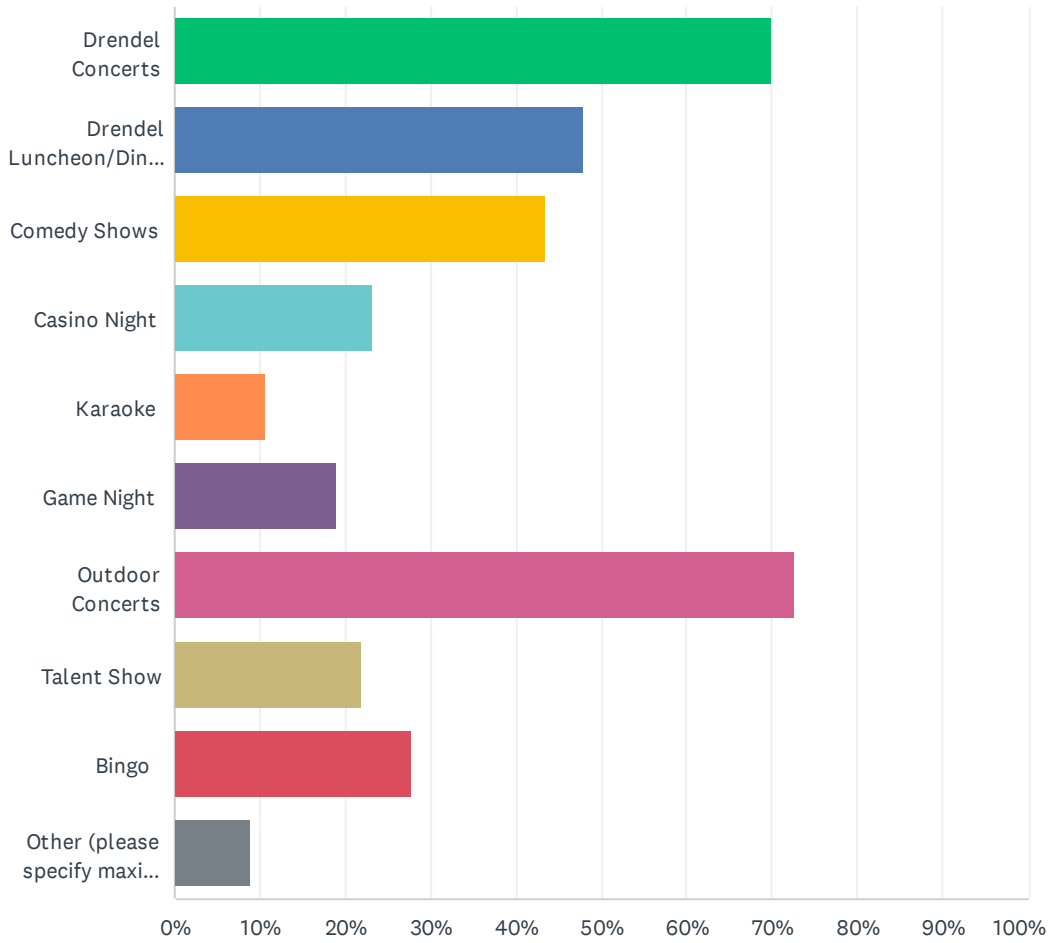
Answered: 1,202 Skipped: 4



ANSWER CHOICES	RESPONSES	
Covid	22.13%	266
Did not have time	10.82%	130
Cost	5.41%	65
Time of Event	8.24%	99
Genre	4.33%	52
Not Interested	23.63%	284
Other (please specify)	25.46%	306
TOTAL		1,202

Q11 Select any/all activities you would be interested in attending

Answered: 1,205 Skipped: 1

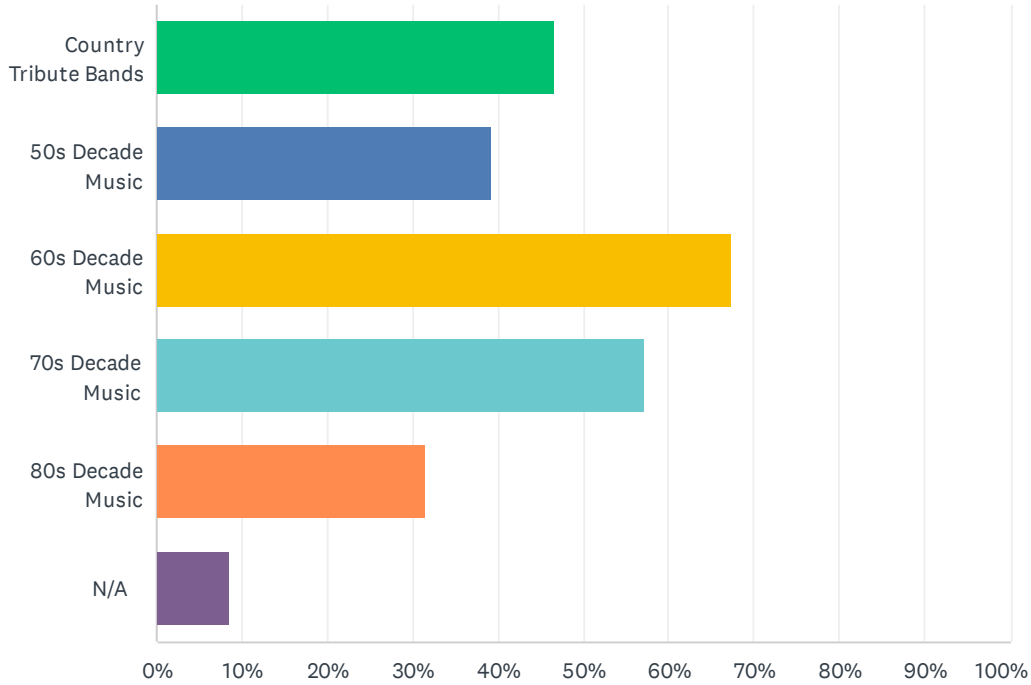


2022 Sun City Huntley Lifestyles Survey

ANSWER CHOICES	RESPONSES	
Drendel Concerts	70.04%	844
Drendel Luncheon/Dinner Events with Entertainment	47.97%	578
Comedy Shows	43.49%	524
Casino Night	23.15%	279
Karaoke	10.62%	128
Game Night	19.00%	229
Outdoor Concerts	72.70%	876
Talent Show	21.91%	264
Bingo	27.72%	334
Other (please specify maximum of 3)	8.88%	107
Total Respondents: 1,205		

Q12 Select any/all music genres of Tribute Bands with popular artists you would attend in Drendel Ballroom:

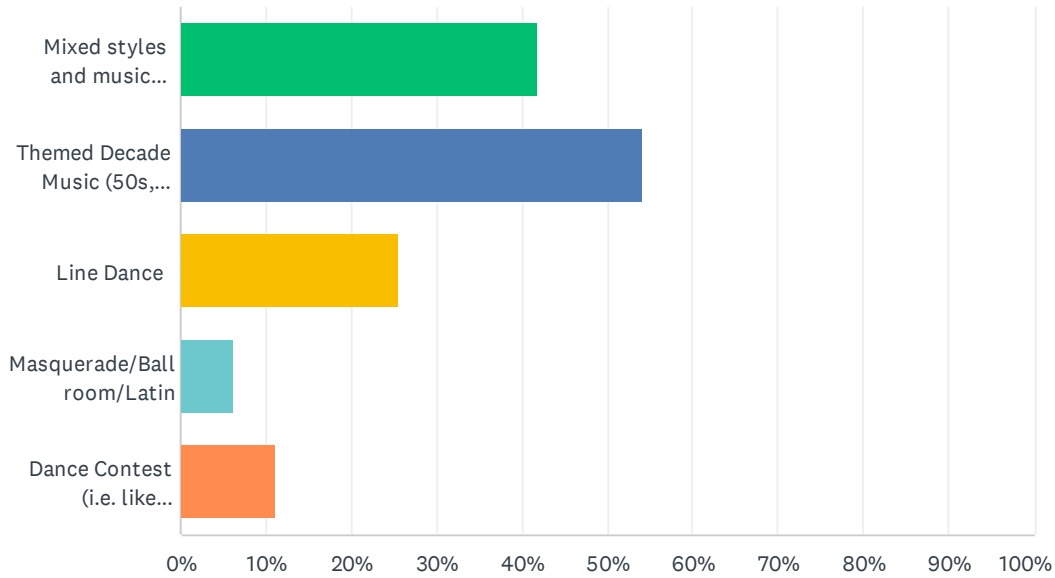
Answered: 1,206 Skipped: 0



ANSWER CHOICES	RESPONSES	
Country Tribute Bands	46.68%	563
50s Decade Music	39.14%	472
60s Decade Music	67.41%	813
70s Decade Music	57.21%	690
80s Decade Music	31.59%	381
N/A	8.46%	102
Total Respondents: 1,206		

Q13 Select any/all themed Dances you would attend if offered:

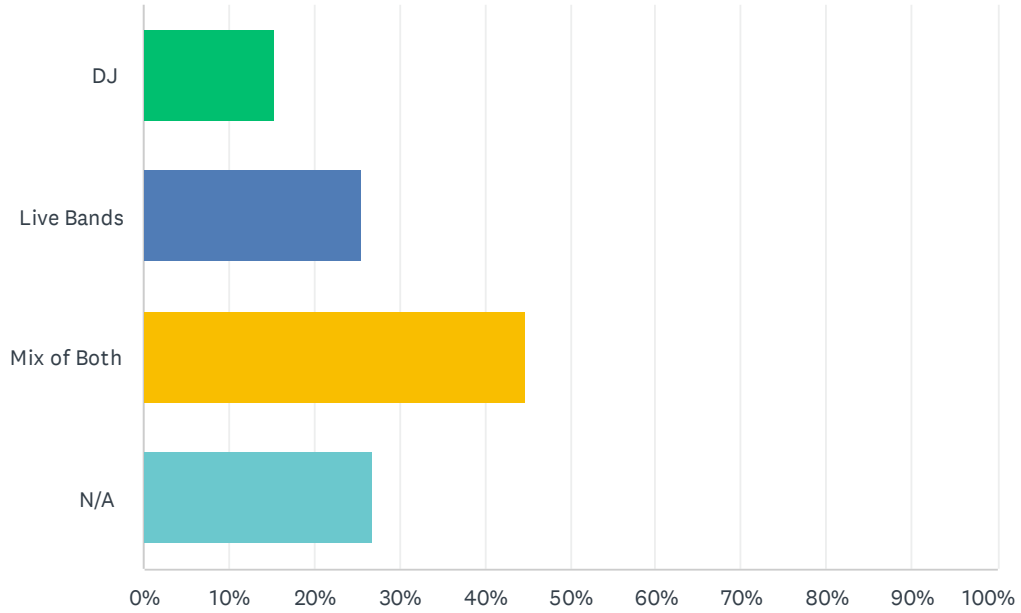
Answered: 1,203 Skipped: 3



ANSWER CHOICES	RESPONSES	
Mixed styles and music (current, disco, decade, rock)	41.73%	502
Themed Decade Music (50s, 60s, 70s)	54.20%	652
Line Dance	25.52%	307
Masquerade/Ballroom/Latin	6.15%	74
Dance Contest (i.e. like Dancing with the Stars)	11.14%	134
Total Respondents: 1,203		

Q14 When you attend a Lifestyle Dance, what is your music preference? Select all that apply.

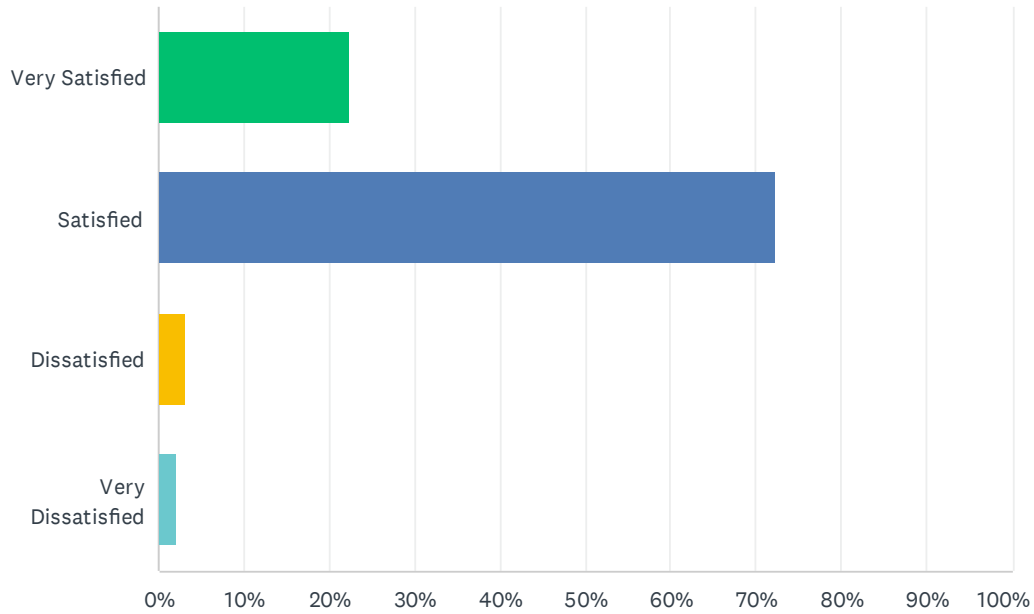
Answered: 1,205 Skipped: 1



ANSWER CHOICES	RESPONSES	
DJ	15.35%	185
Live Bands	25.64%	309
Mix of Both	44.81%	540
N/A	26.89%	324
Total Respondents: 1,205		

Q15 When you attend a Lifestyle Dance, please indicate your satisfaction:

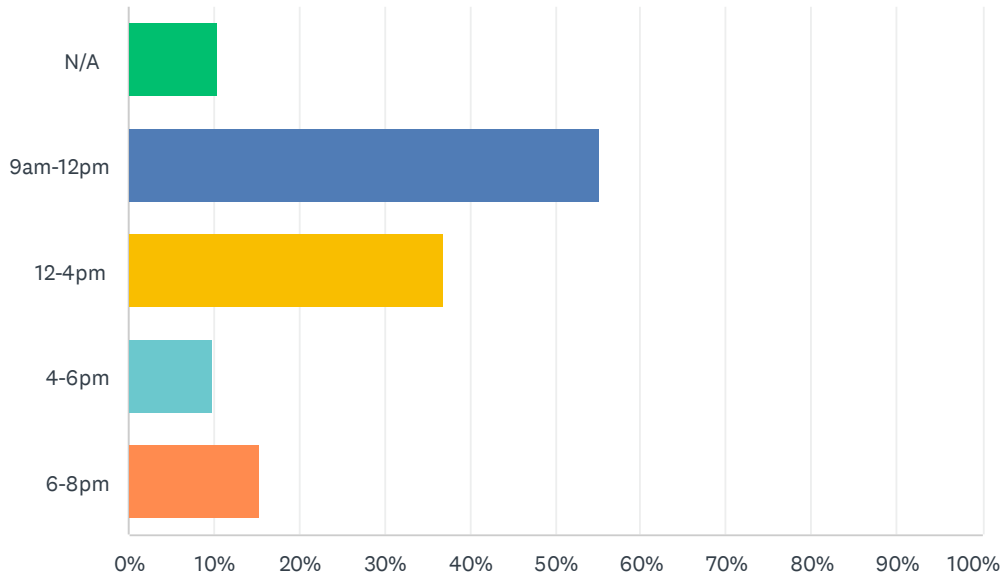
Answered: 1,009 Skipped: 197



ANSWER CHOICES	RESPONSES	
Very Satisfied	22.40%	226
Satisfied	72.35%	730
Dissatisfied	3.17%	32
Very Dissatisfied	2.08%	21
TOTAL		1,009

Q16 What time period do you prefer to attend Lifestyle Classes Monday through Friday (Select all that apply.)

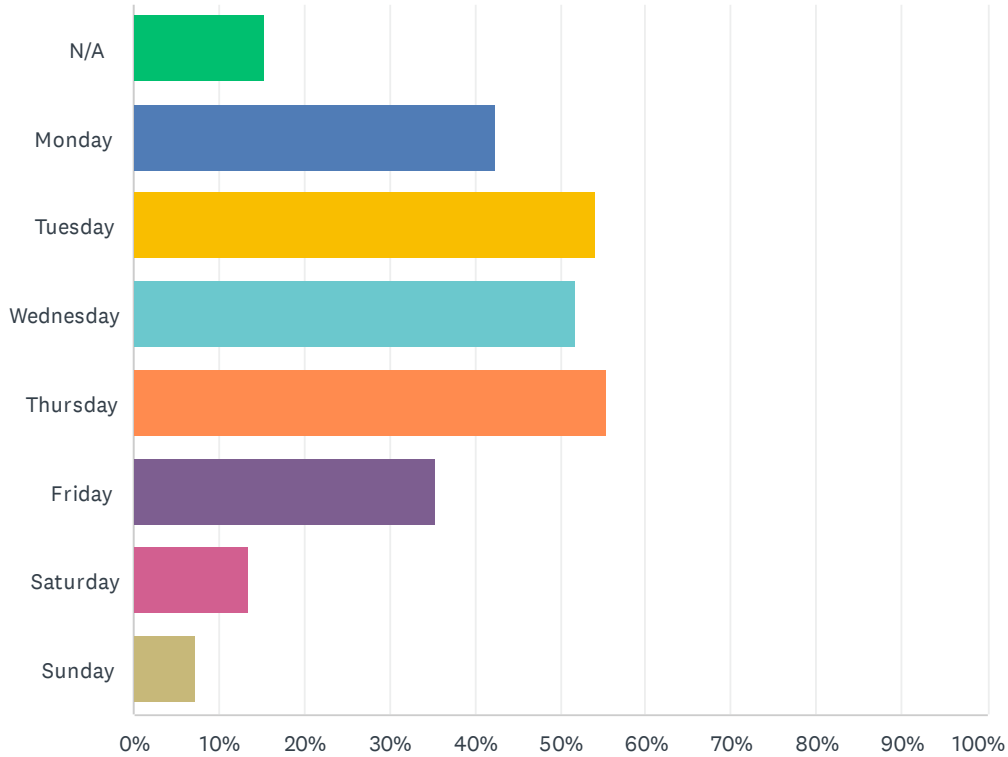
Answered: 1,206 Skipped: 0



ANSWER CHOICES	RESPONSES	
N/A	10.53%	127
9am-12pm	55.14%	665
12-4pm	36.90%	445
4-6pm	9.87%	119
6-8pm	15.34%	185
Total Respondents: 1,206		

Q17 What day(s) do you prefer to attend Lifestyle classes? (Check all that apply.)

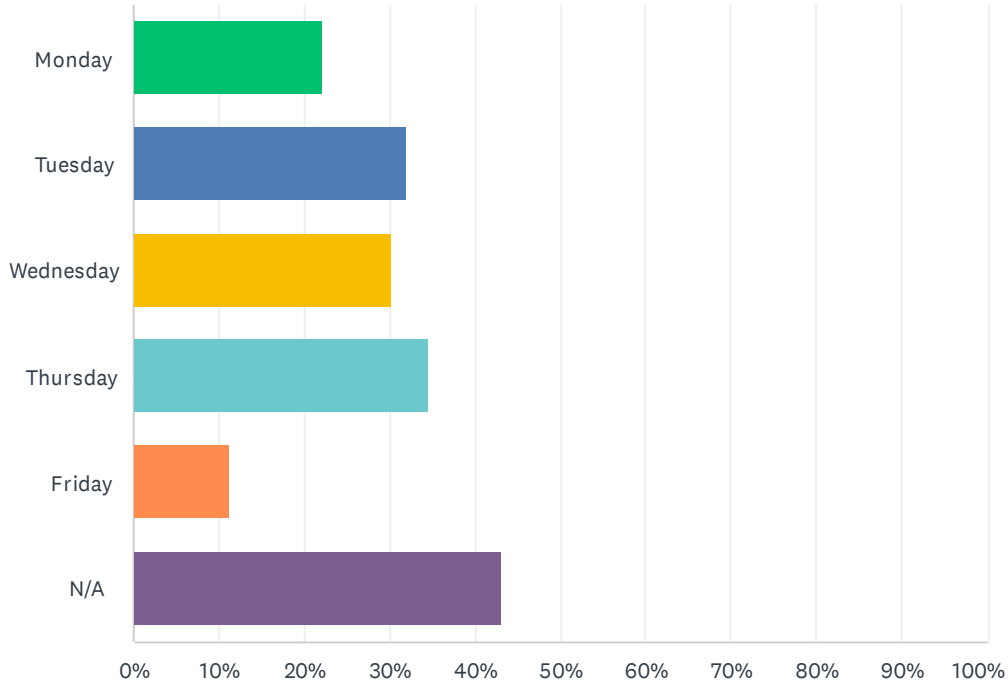
Answered: 1,206 Skipped: 0



ANSWER CHOICES	RESPONSES	
N/A	15.34%	185
Monday	42.37%	511
Tuesday	54.23%	654
Wednesday	51.74%	624
Thursday	55.47%	669
Friday	35.41%	427
Saturday	13.52%	163
Sunday	7.21%	87
Total Respondents: 1,206		

Q18 If offered, what nights of the week between 5-8 pm would you prefer to attend classes? (Select all that apply.)

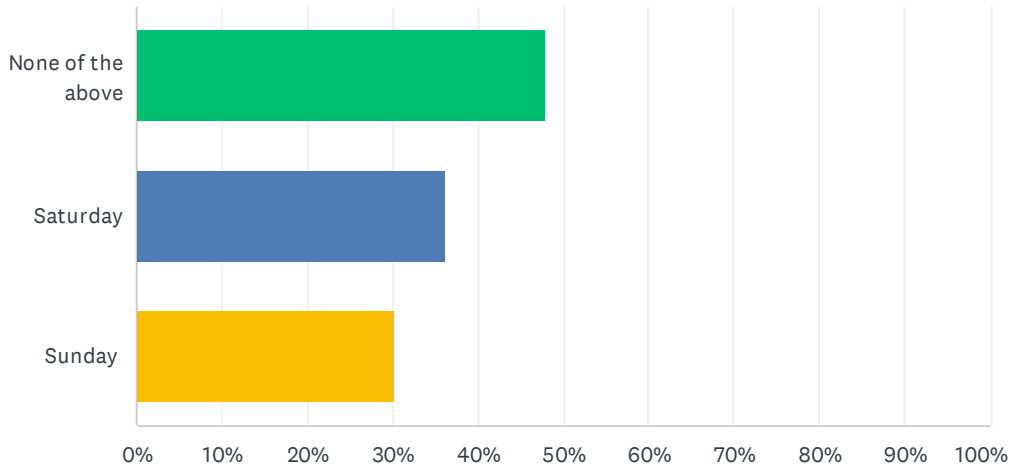
Answered: 1,200 Skipped: 6



ANSWER CHOICES	RESPONSES	
Monday	22.08%	265
Tuesday	31.92%	383
Wednesday	30.33%	364
Thursday	34.50%	414
Friday	11.25%	135
N/A	43.08%	517
Total Respondents: 1,200		

Q19 Which day would you attend weekend movies if offered (select all that apply)?

Answered: 1,205 Skipped: 1



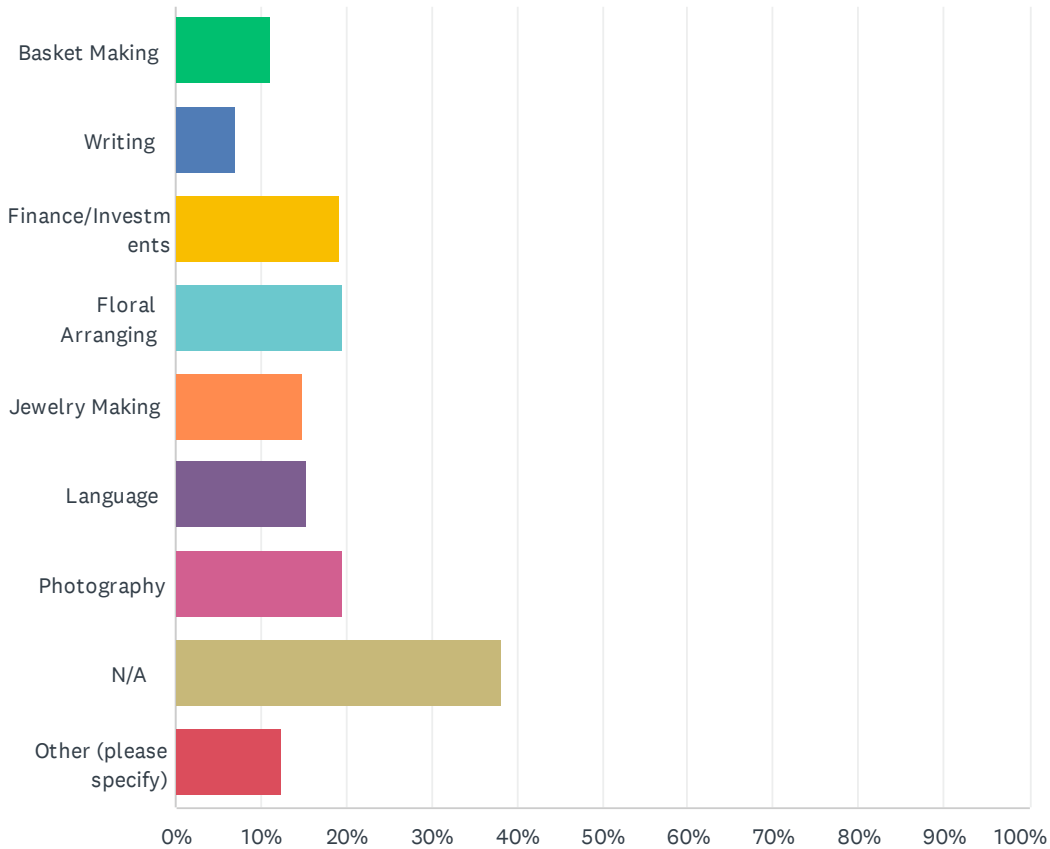
ANSWER CHOICES	RESPONSES
None of the above	47.88% 577
Saturday	36.18% 436
Sunday	30.21% 364
Total Respondents: 1,205	

**Q20 What Lifestyle classes would you like to see offered on a Saturday?
List top 3:**

Answered: 1,202 Skipped: 4

Q21 Which Lifestyle classes would you attend if offered during the week. (Select all that apply)

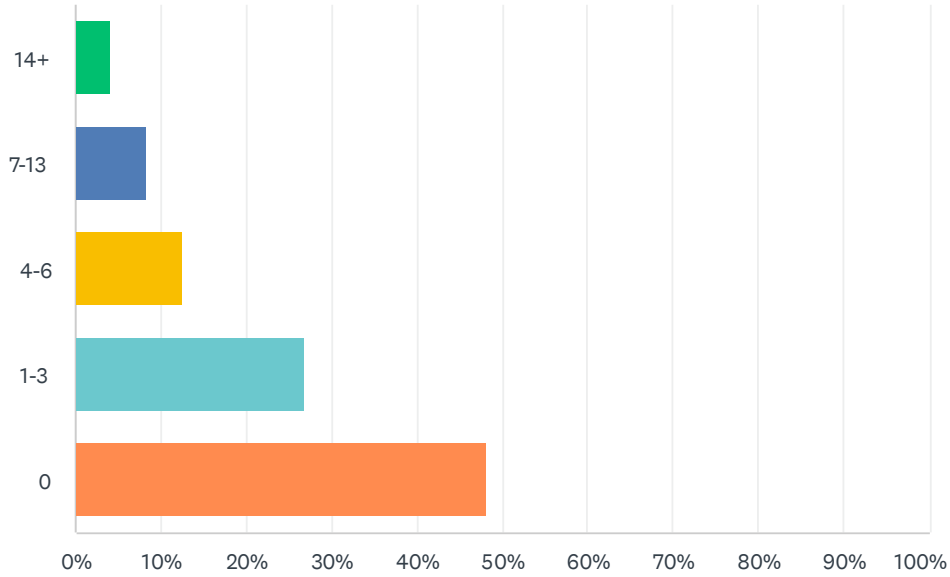
Answered: 1,205 Skipped: 1



ANSWER CHOICES	RESPONSES	
Basket Making	11.04%	133
Writing	7.05%	85
Finance/Investments	19.17%	231
Floral Arranging	19.59%	236
Jewelry Making	14.94%	180
Language	15.35%	185
Photography	19.67%	237
N/A	38.17%	460
Other (please specify)	12.37%	149
Total Respondents: 1,205		

Q22 How many trips offered by the Lifestyles Department have you attended within the last five years?

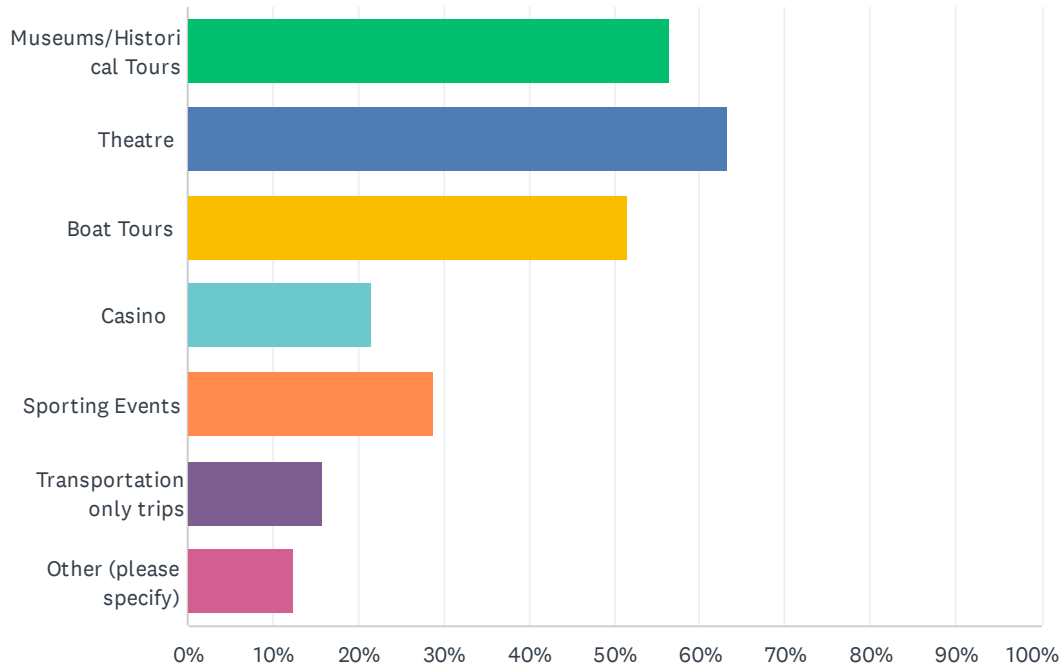
Answered: 1,205 Skipped: 1



ANSWER CHOICES	RESPONSES
14+	3.98% 48
7-13	8.38% 101
4-6	12.61% 152
1-3	26.89% 324
0	48.13% 580
TOTAL	1,205

Q23 Select three (3) trip preferences:

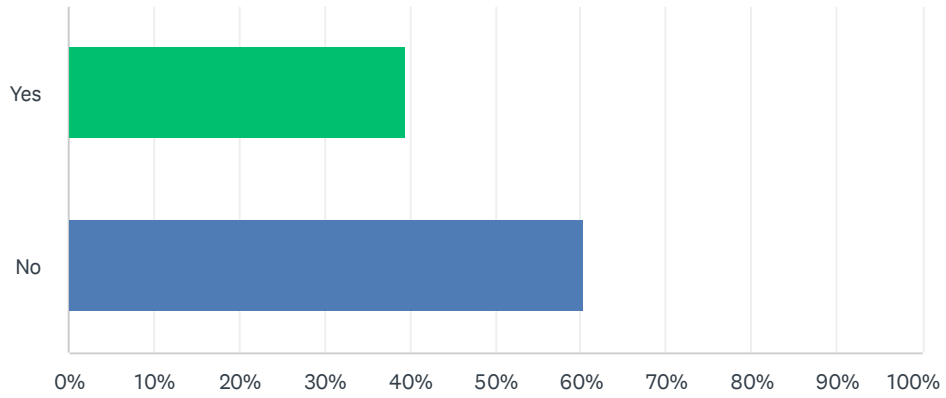
Answered: 1,205 Skipped: 1



ANSWER CHOICES	RESPONSES	
Museums/Historical Tours	56.43%	680
Theatre	63.40%	764
Boat Tours	51.70%	623
Casino	21.49%	259
Sporting Events	28.80%	347
Transportation only trips	15.85%	191
Other (please specify)	12.28%	148
Total Respondents: 1,205		

Q24 Weekend Day Trips are typically more expensive than Weekday Trips. If weekend trips would be offered, would you attend?

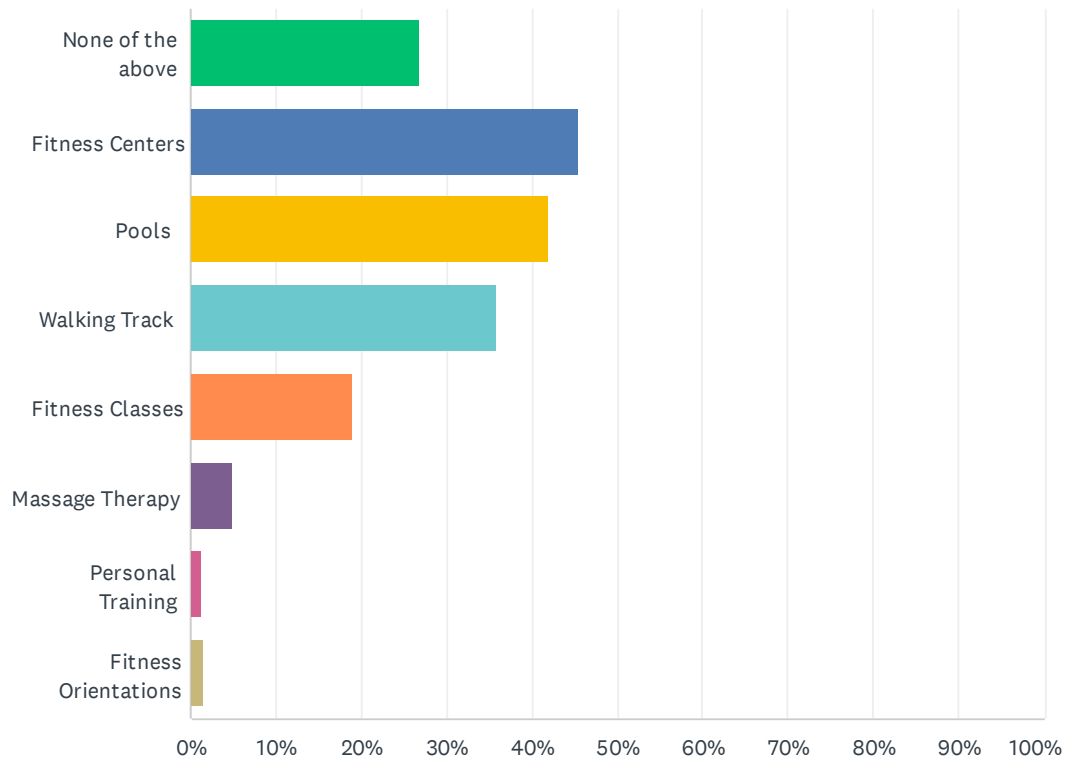
Answered: 1,206 Skipped: 0



ANSWER CHOICES	RESPONSES	
Yes	39.55%	477
No	60.45%	729
TOTAL		1,206

Q25 What fitness services or amenities do you use on a regular basis?

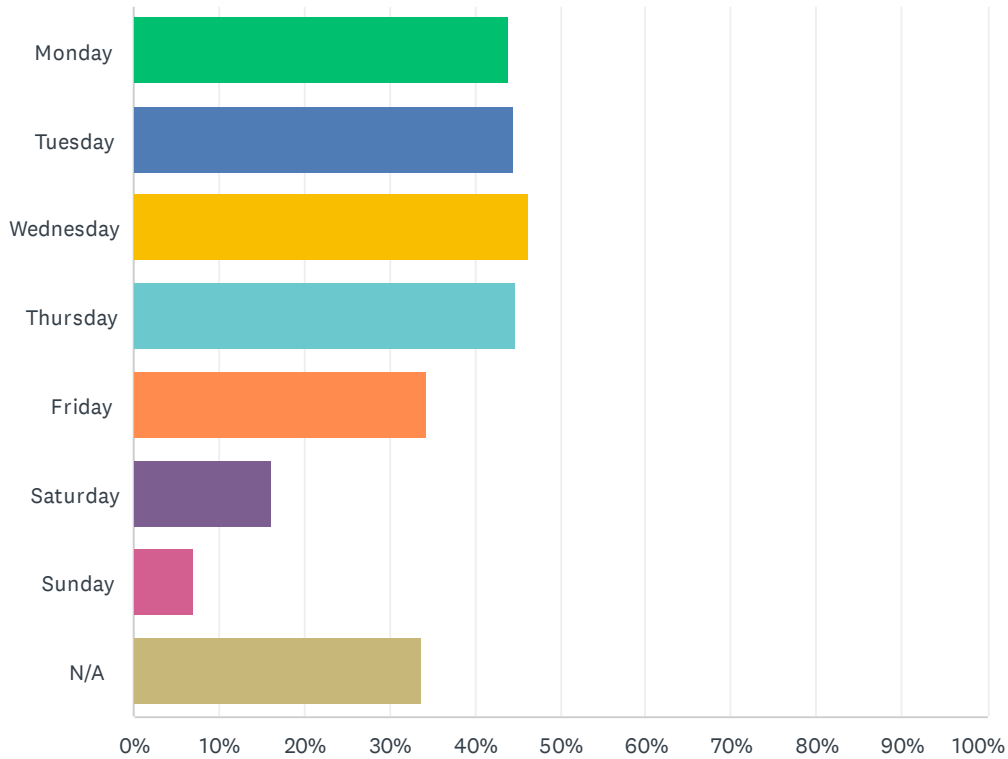
Answered: 1,206 Skipped: 0



ANSWER CHOICES	RESPONSES	
None of the above	26.95%	325
Fitness Centers	45.36%	547
Pools	41.96%	506
Walking Track	35.82%	432
Fitness Classes	18.99%	229
Massage Therapy	4.81%	58
Personal Training	1.33%	16
Fitness Orientations	1.58%	19
Total Respondents: 1,206		

Q26 Which day(s) of the week do you prefer for fitness classes? (Select all that apply)

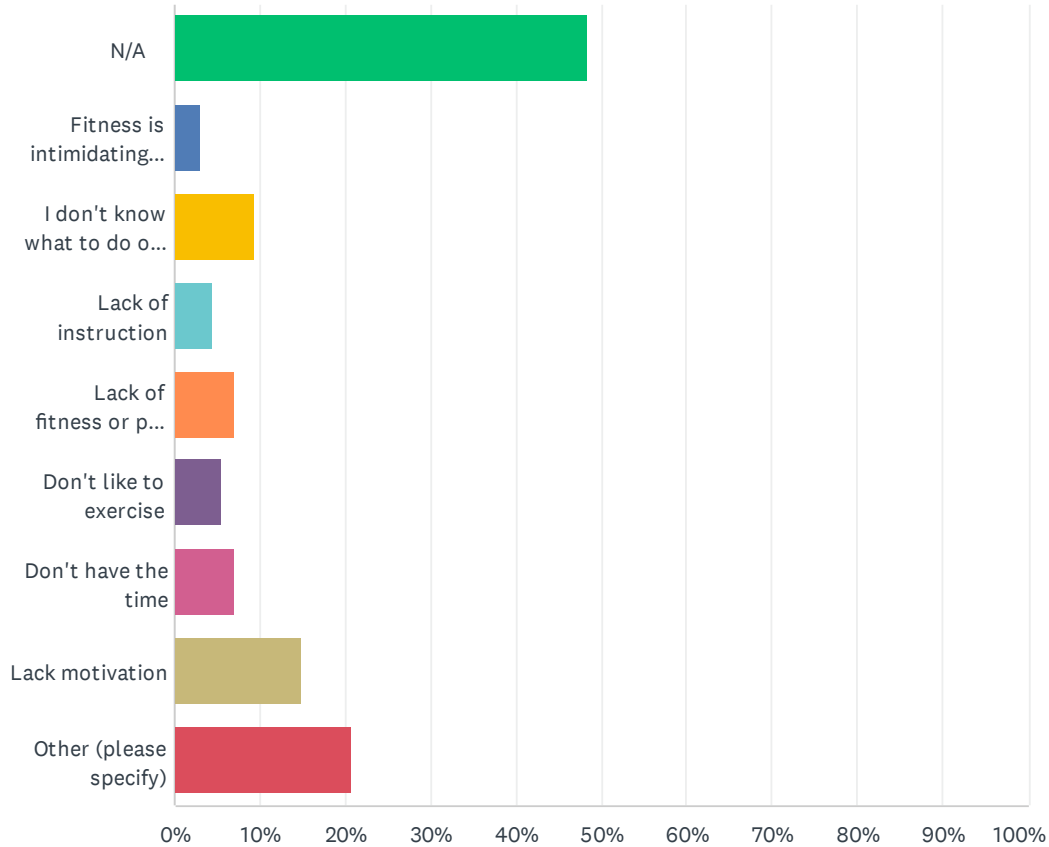
Answered: 1,203 Skipped: 3



ANSWER CHOICES	RESPONSES	
Monday	43.97%	529
Tuesday	44.56%	536
Wednesday	46.30%	557
Thursday	44.72%	538
Friday	34.25%	412
Saturday	16.13%	194
Sunday	6.98%	84
N/A	33.58%	404
Total Respondents: 1,203		

Q27 If you have not used the fitness center, please select why (select as many as apply):

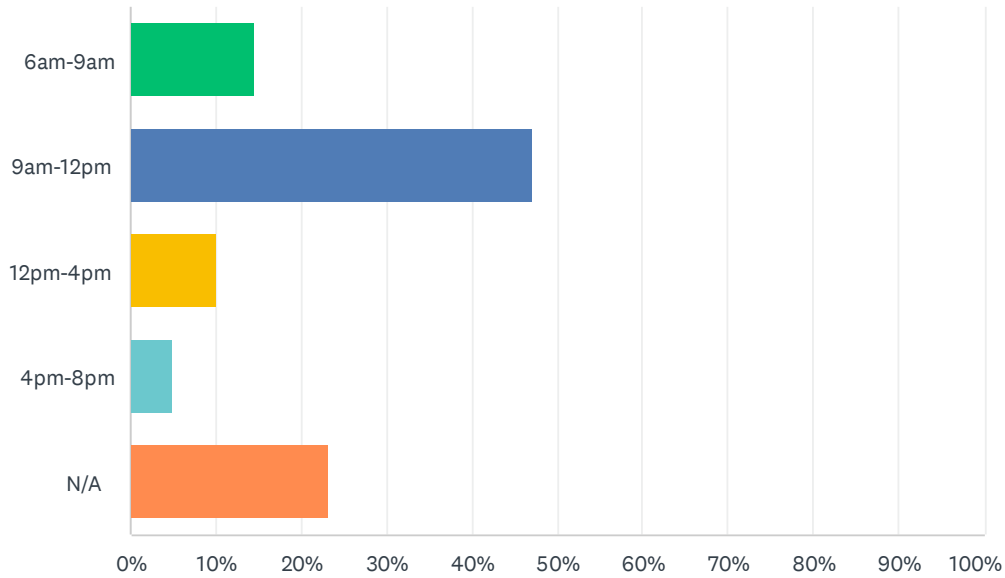
Answered: 1,205 Skipped: 1



ANSWER CHOICES	RESPONSES	
N/A	48.38%	583
Fitness is intimidating or overwhelming	3.07%	37
I don't know what to do or where to start	9.46%	114
Lack of instruction	4.48%	54
Lack of fitness or poor health	7.05%	85
Don't like to exercise	5.64%	68
Don't have the time	6.97%	84
Lack motivation	14.85%	179
Other (please specify)	20.75%	250
Total Respondents: 1,205		

Q28 What time do you or would you want to take fitness classes?

Answered: 1,205 Skipped: 1



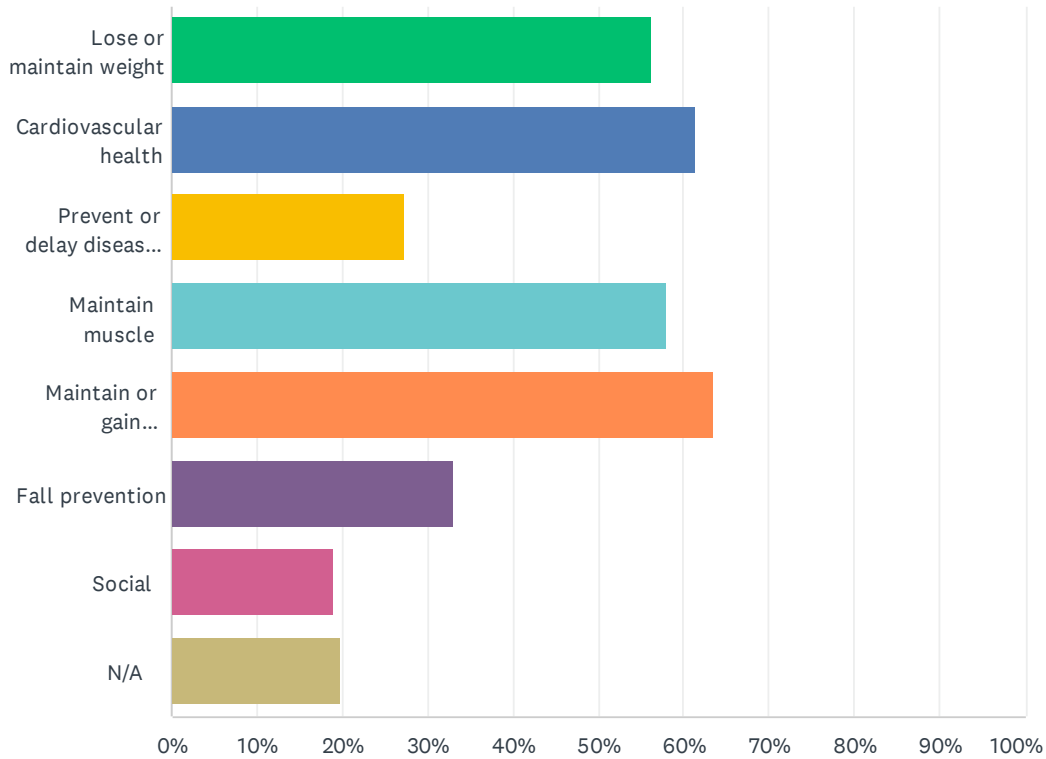
ANSWER CHOICES	RESPONSES	
6am-9am	14.52%	175
9am-12pm	47.14%	568
12pm-4pm	10.12%	122
4pm-8pm	4.98%	60
N/A	23.24%	280
TOTAL		1,205

Q29 List 3 classes you'd like to see Sun City offer:

Answered: 1,202 Skipped: 4

Q30 What are your reasons for taking fitness classes or working out in the fitness centers? (Select all that apply)

Answered: 1,202 Skipped: 4



ANSWER CHOICES	RESPONSES	
Lose or maintain weight	56.32%	677
Cardiovascular health	61.31%	737
Prevent or delay disease (i.e. diabetes, parkinson's)	27.20%	327
Maintain muscle	57.99%	697
Maintain or gain flexibility or range of motion	63.48%	763
Fall prevention	32.95%	396
Social	19.05%	229
N/A	19.88%	239
Total Respondents: 1,202		

Q31 What other recreation services would you like to see Sun City offer?

Answered: 1,200 Skipped: 6