



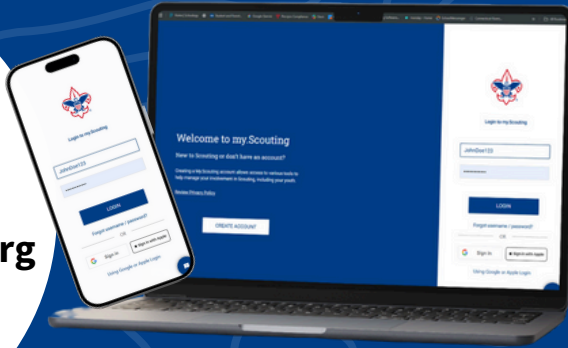
HOW TO RENEW YOUR SCOUTING MEMBERSHIP ONLINE

1.

LOGIN

Log into my.scouting.org

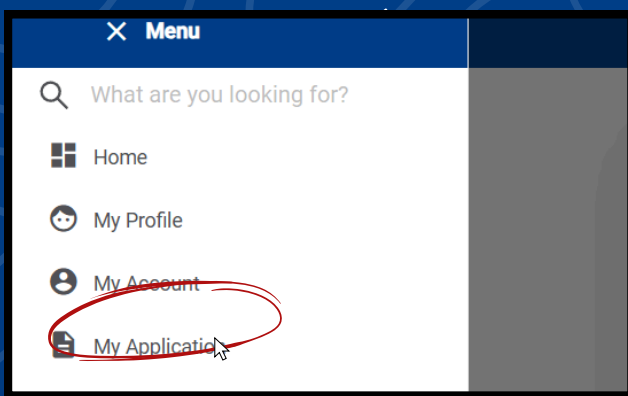
If needed, use “Forgot Username/Password.”



2.

NAVIGATE

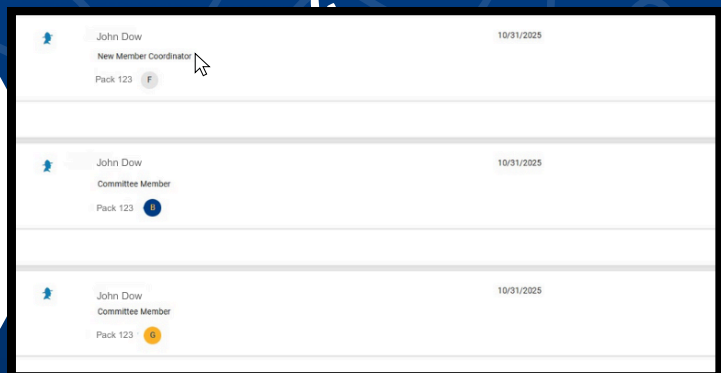
From the left menu, click
“My Applications” or
“My Memberships.”



3.

FIND

Locate your current or
expired membership.
Check under ‘My Membership’ or
‘Membership Renewal’



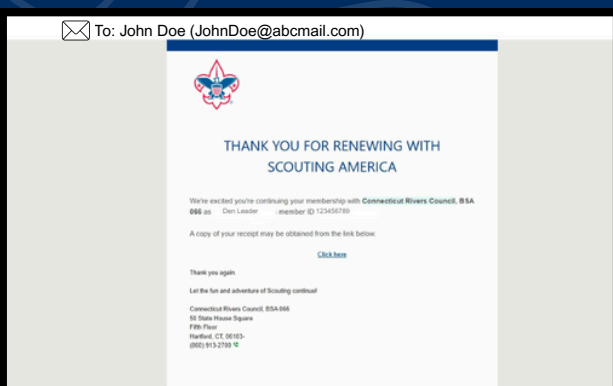
4.

RENEW

If a renewal is needed, select
Renew and follow the payment
prompts.

Look for a confirmation email
once complete.

If your account shows you are already
renewed for 2026, no further action is
required!



CONGRATULATIONS YOU'RE SET FOR ADVENTURE!