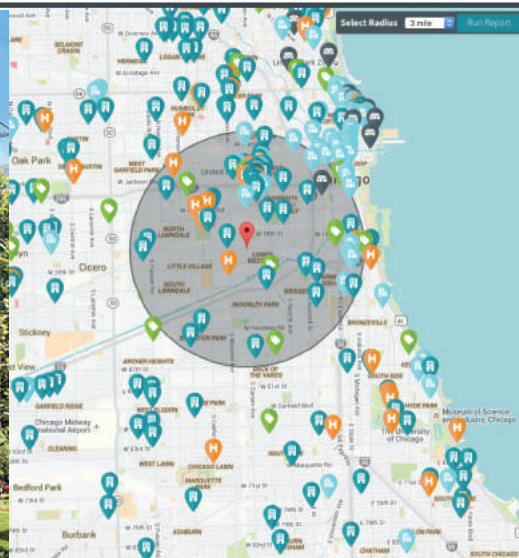




YOUR VIEW ON MEDICAL REAL ESTATE



Primary Market Analysis

2037 W Cermak Rd, Chicago, IL 60608, USA

Radius: 3 mile

Run Report

Inventory Stats

Property Type	Number of Properties
Hospital	16
Medical Condos	2
Medical Office Building	37
Office w/Medical	17
Retail w/Medical	6

Medical Office Building (MOB) Stats

Segment	Count	Total MOB SF
Off Campus	24	152,389
On Campus	13	1,106,138
Affiliated	27	1,800,172
Not Affiliated	10	479,955

Construction Projects

	Property Name	Property Type	City	State	Status	Start Date	Open Date	Square Feet
View	SAINT ANTHONY'S HOSPITAL - FOCAL POINT CAMPUS	Hospital	CHICAGO	IL	Planning	11/1/2017	8/1/2018	759,000
View	MT SINAI HOSPITAL MEDICAL CENTER	Hospital	CHICAGO	IL	In Progress	6/1/2014	6/1/2022	581,048
View	FOCAL POINT SAINT ANTHONY HOSPITAL	Hospital	CHICAGO	IL	In Progress	12/2/2014	5/1/2017	450,000
View	MOUNT SINAI INPATIENT PAULION	Hospital	CHICAGO	IL	Planning	8/1/2016	8/1/2018	183,965
View	UNIVERSITY OF ILLINOIS HOSPITAL	Hospital	CHICAGO	IL	In Progress	9/1/2015	9/1/2017	

EXCLUSIVE DATA | EXECUTIVE NETWORKING | EXPERT STRATEGIES

2019 - 20



Revista serves as your one-stop industry resource for healthcare and real estate organizations to obtain:

- Property-level data that is comprehensive and unbiased
- Healthcare real estate industry statistics, demographics, market reports and other resources
- Networking opportunities for investors, healthcare providers and other medical real estate professionals in an upscale, executive-level event atmosphere

Gain a Competitive Advantage

From developing new business, to underwriting new acquisitions, to completing due diligence, to managing your portfolio, to simply keeping on top of emerging industry trends -

Revista subscribers have a complete suite of tools available to access data on more than 59,000 medical real estate properties nationwide.

Let us help you gain a competitive advantage for your markets!



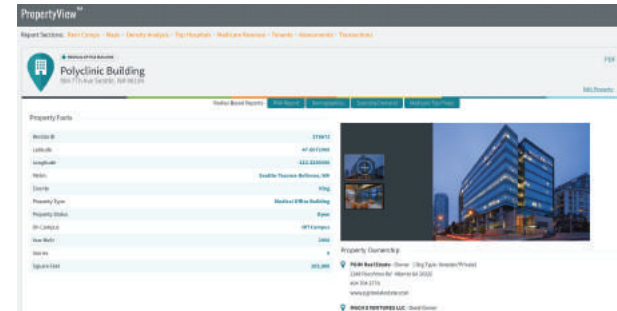
What's Included?

SUBSCRIPTIONS

• Medical Property Search and PropertyView™ Reports

Use the Revista mapping interface to search and filter for medical properties. Every property in the Revista database has a PropertyView™ report (PVRs) which includes:

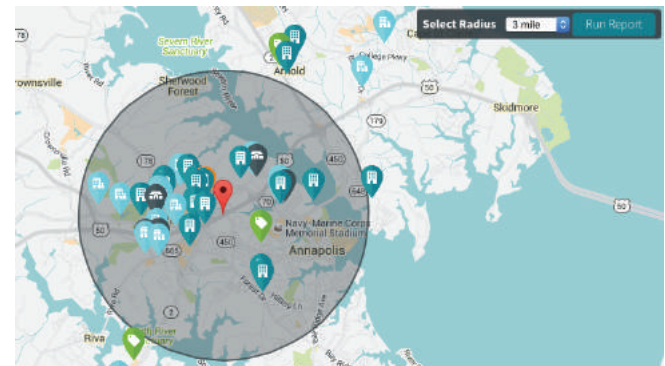
- Property characteristics
- Space available & asking rent
- Detailed ownership and owner contact
- Tenants and specialties including contact information
- Medicare revenue & share



• Primary Market Analysis by Radius

Define your market area by selecting a radius around any property or location on the map. Generate aggregate reports based on your selected market area to include:

- Average asking rent & total space available
- Building sales & construction
- Density of medical space relevant to provider users and population.
- Density of providers by specialty relevant to the population & implied demand
- Highest revenue specialties
- Insurance mix, income cuts & other demographic analysis



DETAILS FOR 3 MILE RADIUS

MOB Rent Analysis

Geography	Total SF	SF Avail.	Base Rent Range*	Avg Rate (NNN)	Rent Growth Y/Y (samples)
3 mile ring	5,800,394	334,024	\$ 34.00 - 56.00	\$38.00	()
10 mile ring	10,100,994	481,693	\$ 20.00 - 56.00	\$29.06	()
Seattle	17,587,512	1,050,601	\$ 14.00 - 56.00	\$27.08	1.9% (121)
Top 50 Metros	776,388,466	59,055,306	\$ 5.50 - 108.00	\$23.91	2.1% (4,833)

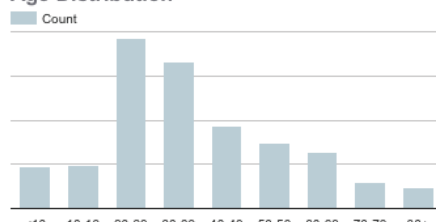
* Base rents include all rent types. Stats are for all MOB's, all sizes. Rent growth is on a same store basis.

[Glossary](#)

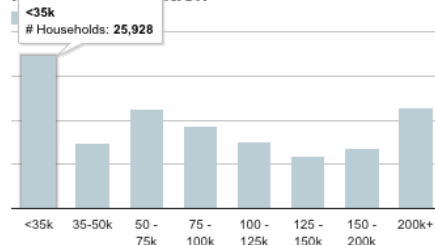
Demographics - The Polyclinic Broadway - 1145 Broadway

Charts display 3 mile data.

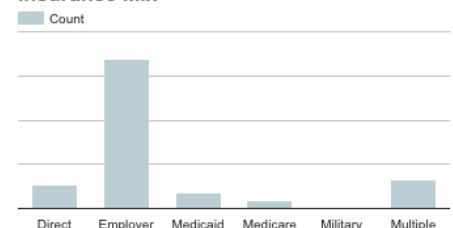
Age Distribution



Income Distribution



Insurance Mix



30,000 Foot View!

SUBSCRIPTIONS

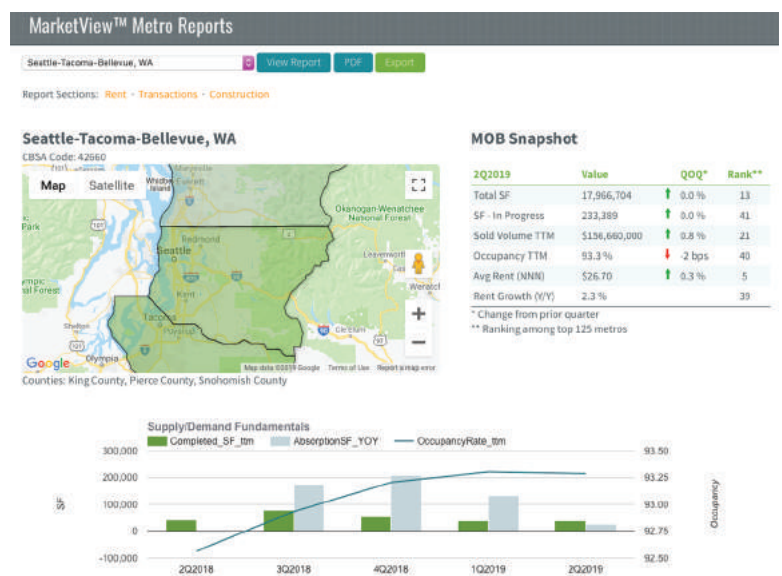
ZOOM out to the metro, region or national level with Revista's MarketView™ Reports (Included with all subscriptions)

● MarketView™ Reports*

Although Revista tracks properties and activity in all of the US regardless if it falls in a metro, we do aggregate data and report on the largest 125 metro areas. View these reports or download trend data to excel on the following metrics:

- Inventory growth, absorption & occupancy
- Sales transactions, pricing & volume
- Construction projects, pipeline, deliveries & starts
- Average rents & rent growth

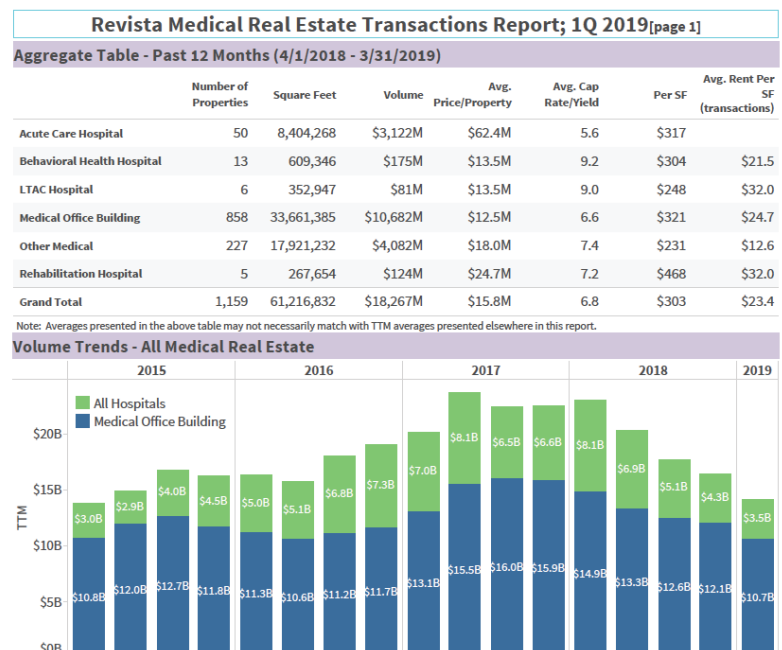
**MarketView Reports included are those located in your regions of access*



● Annual, Quarterly & Semi Annual Report Releases

Receive access to reports such as:

- Outpatient HRE Developer Survey
- Quarterly Industry Fundamentals Report
- National & Regional Transaction & Construction Reports



PLUS Free Access to Revista Webcasts and \$50 discount for up to two (2) attendees to the annual Revista Medical Real Estate Investment Forum.

Revista Pro Now Offers Data Integration for Power Users!

REVISTA PRO

Access raw data sets and additional reports through Revista Pro.

Revista Pro is an enhanced subscription option that is geared towards companies that want greater access to Revista's data and reports.

KEY FEATURES

Allows real time and direct downloads of data by location, radius, market, state or entire US. Data is updated nightly and downloadable to Excel.

- Property Data
- Sales Transactions
- Construction Data
- Rent/Lease Listings Data
- Healthcare Tenant Data

Access Revista's Owner contact database and stakeholder reports.

Enhanced data user license allows integration into your proprietary database.

Revista Pro - Downloads

Select Data

Property Summary ▼

Help

Property Summary

Sale Transactions

Lease Listings

Medical Tenants

Construction Projects

Location

Any Metro ▼

Radius 3 miles ▼

Property Type

☒ MOB Only ☐ MOB & Hospitals ☐ Hospitals Only ☐ All Properties

Contains

☐ Dialysis Center ☐ Freestanding ER ☐ Surgery Center ☐ Urgent Care

Tenancy

☐ Single Tenant ☐ Multi Tenant

Tenant Specialty

Physicians

All Specialties ▼

Other Providers

All Other ▼

Owner Type

Any Type ▼

Health System

Search for a Health System

Most Recent Transfer or Mortgage

☐ 0-3 Years ☐ 3-5 Years ☐ 5+ Years

Generate File

Clear

To Set Up A Demo or For More Subscription & Custom Report Information:
Contact us at mail@revistamed.com | 443-949-8794 | www.revistamed.com

Subscriptions to Revista run annually

PRICING

	Revista Regional Subscription	Revista National Subscription	Revista Pro Subscription
Number of Users Revista National or Regional Subscription	2	2	10
Access Revista's Nationwide suite of online data, reports and tools including Property specific reports, PMA Reports, Metro Reports, and National Reports	✓ <i>access within chosen region (aside from National Reports)</i>	✓	✓
Access to Revista Pro for 2 out of 10 users			✓
Owners Contact Search Tool & Stakeholders Report			✓
Annual Cost to Subscribing Company <i>Ask us about New Subscription Intro Pricing!</i>	\$3,900	\$25,000	\$40,000
Additional users/each	\$300	\$1,000	\$1,000

Eight Revista Regions





YOUR VIEW ON MEDICAL REAL ESTATE

mail@revistamed.com

1298 bay dale drive, suite 214
arnold, maryland 21012

revistamed.com

(o) 443.949.8794
registration - 410.571.4877