



ESPLOST V

School Capital Needs

January 2018 – December 2022



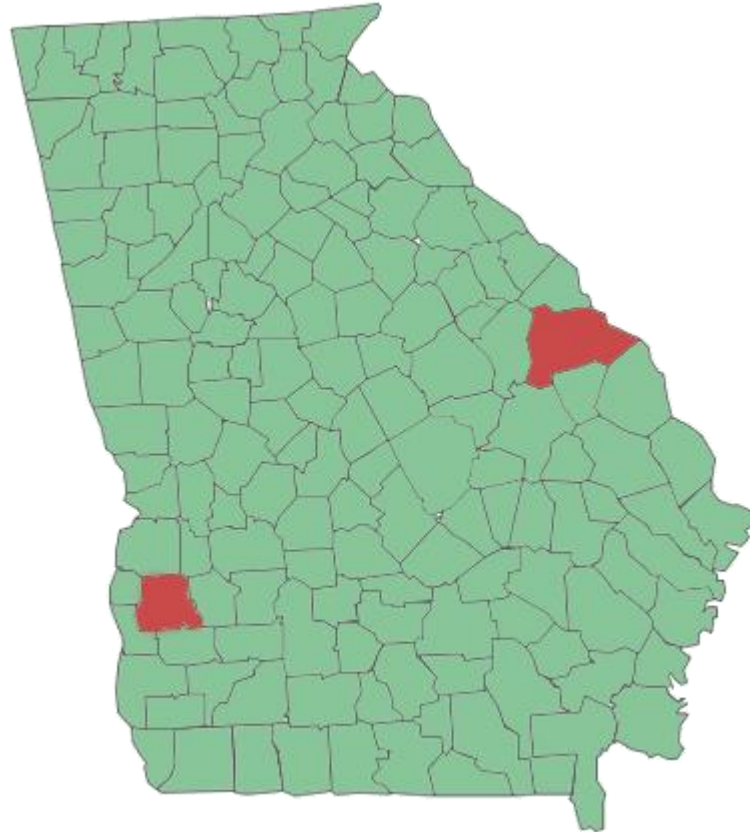
ESPLOST in Whitfield & Dalton

ESPLOST I	July 1997 – June 2002
ESPLOST II	July 2002 – June 2006
ESPLOST III	Jan 2007 – Dec 2011
ESPLOST IV	Jan 2013 – Dec 2017

ESPLOST Background



Randolph County school district has 990 students enrolled in one elementary, one middle school, and one high school.



Burke County has Plant Vogtle which generates approximately \$31 million in revenue for schools each year.

159 counties in Georgia
2 counties without an ESPLOST

What is the Special Purpose of ESPLOST?



Can Provide Funding for Capital Needs

- Additions & Renovations
- Acquiring Land & Property
- Buses & Vehicles
- Equipment
- Textbooks & Learning Resources
- Pay down current or previous debt



Cannot Provide Funding for Annual Operations

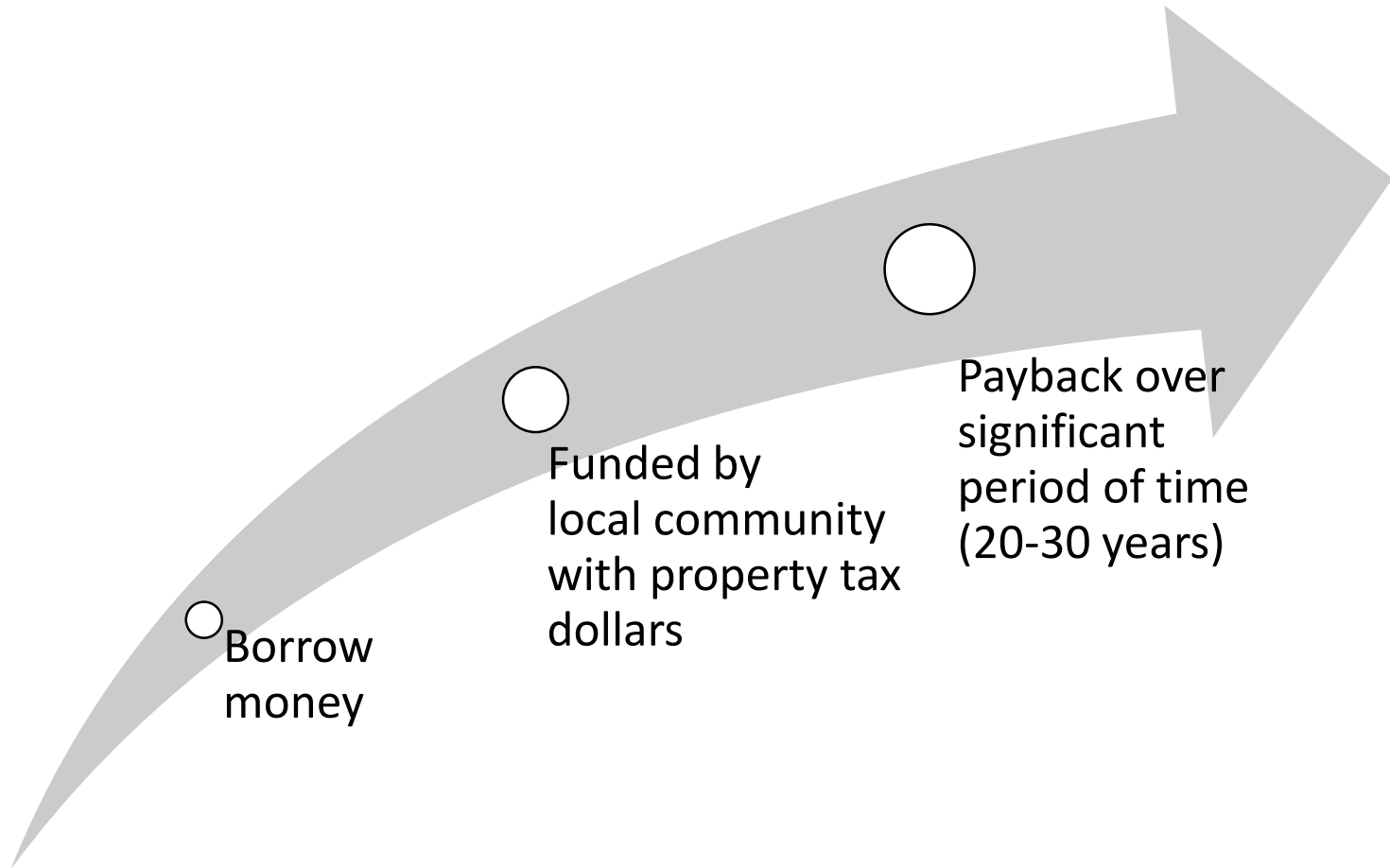
- Employee salaries & benefits
- District operations & maintenance



Sales Tax Funding of Capital Needs

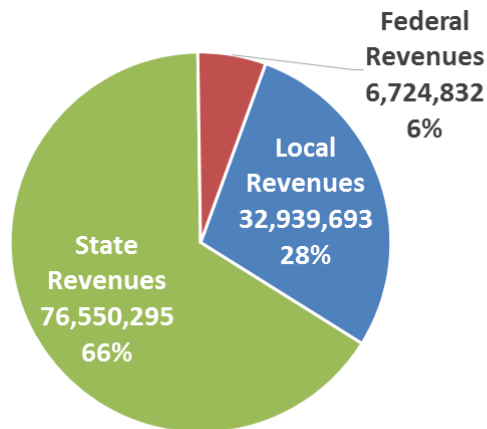


Traditional Funding of Capital Needs

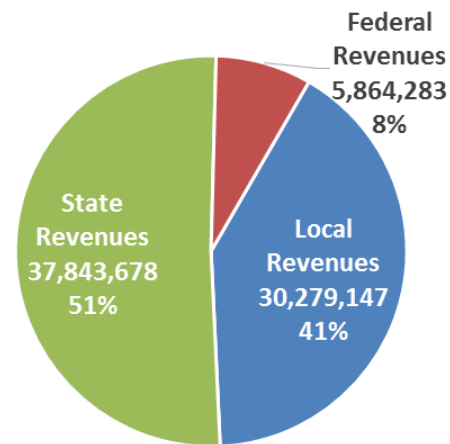


How is Education Funded and Where does the Money Go, Annually?

Whitfield County Schools
\$116,210,000 Revenues



Dalton Public Schools
\$73,990,000 Revenues



ESPLOST Funds City & County Schools

ESPLOST is a joint effort between the Whitfield County and Dalton boards of education.

- Asking to collect up to \$98 million countywide over five years
- Taxes divided based on student enrollment in each district
 - 37.7% of revenue to city schools (up to \$36.9 million)
 - 62.3% of revenue to county schools (up to \$61.1 million)

Whitfield County Schools Capital Expenditure Priorities



Project	Estimated Cost	State Funds	Net Cost
North Whitfield Middle <i>New Construction</i>	\$25.0 million	\$3.5 million	\$21.5 million
Valley Point Middle <i>New Construction</i>	\$16.2 million	\$4.9 million	\$11.3 million
Westside Middle <i>Gym Replacement</i>			\$3.0 million
Tunnel Hill Elementary <i>Car Rider Loop</i>			\$250,000
Flooring & Painting			\$500,000 to \$1.0 million
HVAC & Roofs			\$4.5 million to \$9.5 million
Athletics			\$500,000 to \$1.0 million
Fire Alarm Upgrades			\$1.0 million to \$3.5 million
Technology			\$6.0 million to \$8.0 million
Restroom Renovations, Improvements & Sewer			\$1.5 million to \$2.0 million
TOTAL		\$8.4 million	\$50.05 million to \$61.05 million

Dalton Public Schools Capital Expenditure Priorities



Project	Estimated Cost	State Funds	Net Cost
Brookwood <i>Roof, HVAC & Renovation</i>	\$5.57 million	\$1.16 million	\$4.41 million
City Park <i>Roof, HVAC & Renovation</i>	\$8.78 million	\$2.08 million	\$6.70 million
Technology for Student Devices	\$6.00 million		\$6.00 million
Technology Infrastructure	\$3.29 million		\$3.29 million
Roan <i>HVAC & Renovation</i>	\$3.61 million	\$1.11 million	\$2.50 million
Dalton High <i>Gym Addition (used for PE classes & high schools have 1.5 – 2.3 gyms)</i>	\$10.50 million		\$10.50 million
TOTAL	\$37.75 million	\$4.35 million	\$33.40 million

Election Day – March 21



February 21	Last day to register and be eligible to vote
February 27 – March 17	Early Voting
March 21	Election Day