



2026 OTS GRANT APPLICATION MEETING

ABOUT OTS

Vision

Everyone traveling on California roadways will go safely.

Mission

Effectively administer traffic safety grants that deliver innovative programs and eliminate traffic fatalities and injuries on California roadways.

Equity

The OTS embraces its role in transportation safety to advance equity and to prioritize its traffic safety efforts toward any person or community that has been marginalized and burdened by poverty and inequality.



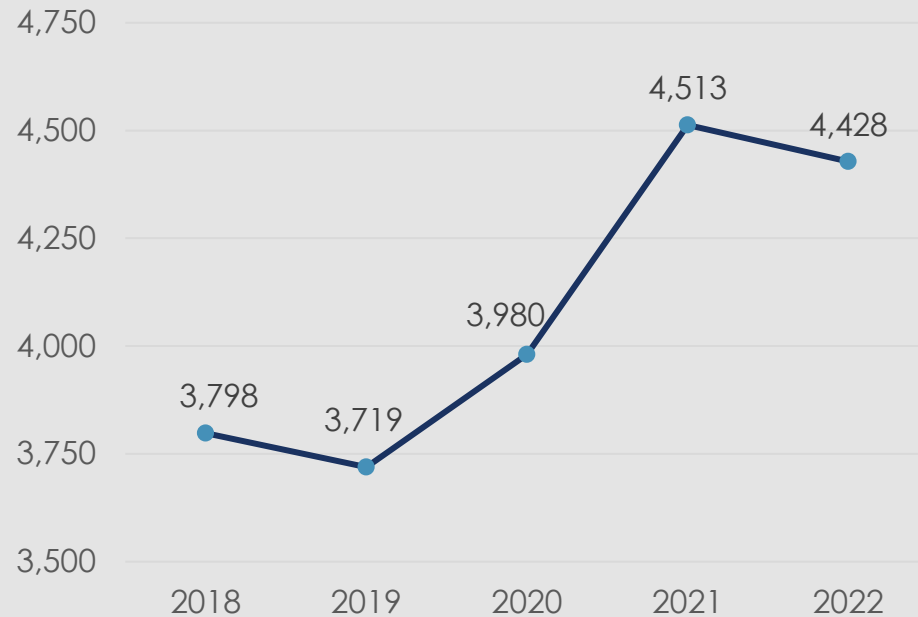
OTS FUNCTIONS

- California Highway Safety Plan
- Annual Grant Application
- Annual Report
- Grant Programs
- Media and Marketing

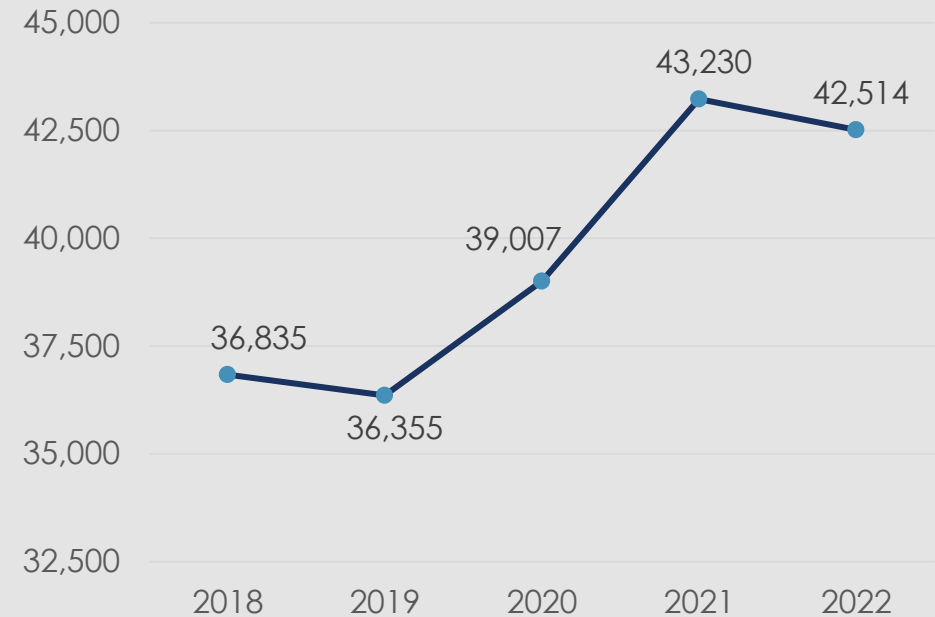


TOTAL TRAFFIC FATALITIES

California

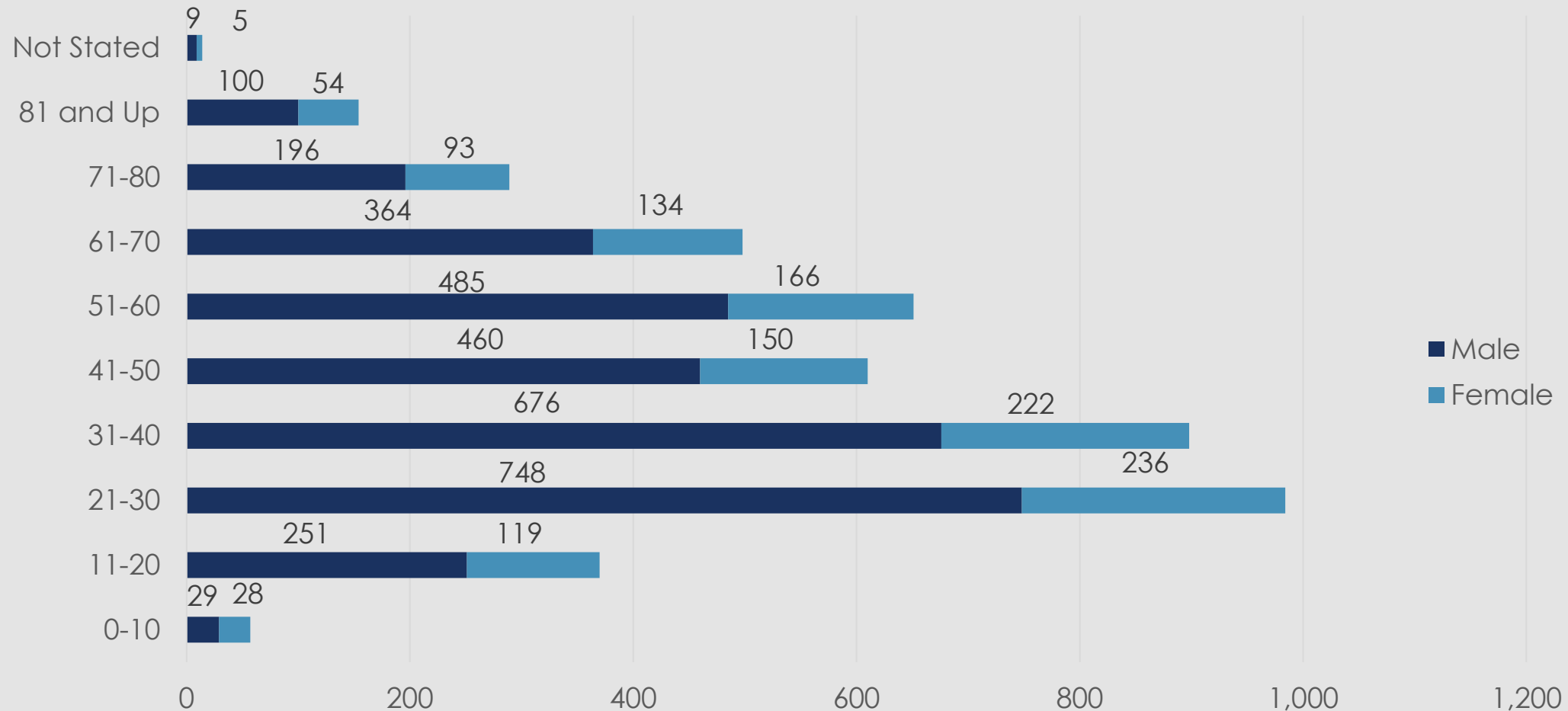


National



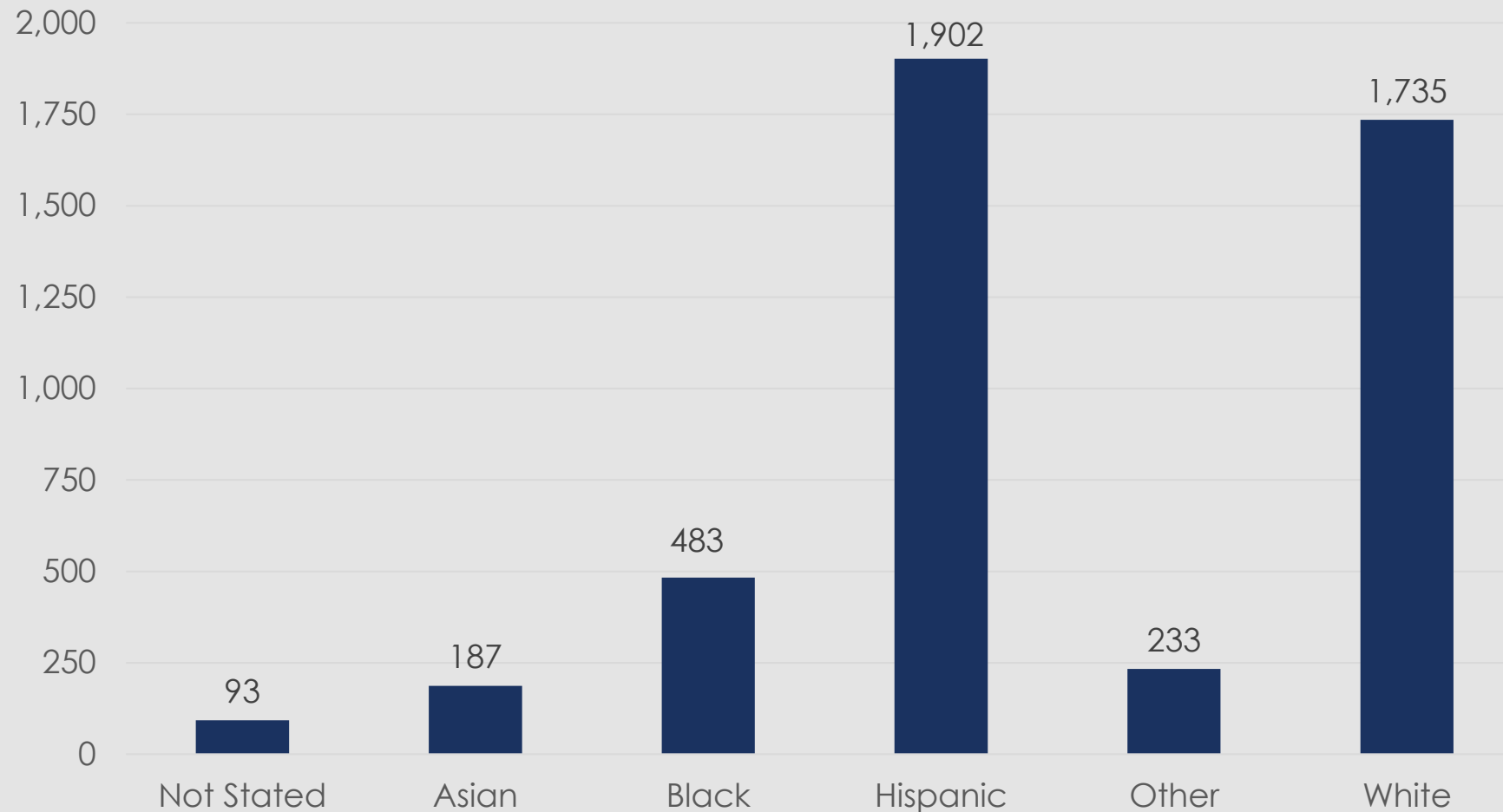
* 2022 data is preliminary and the most recent FARS data available

CA TOTAL TRAFFIC FATALITIES BY AGE



* 2022 data is preliminary and the most recent SWITRS data available on the Caltrans SHSP dashboard

CA TOTAL TRAFFIC FATALITIES BY RACE



* 2022 data is preliminary and the most recent SWITRS data available on the Caltrans SHSP dashboard

CA TOTAL TRAFFIC FATALITIES – TOP 10 COUNTIES

- Los Angeles – 789
- San Bernardino – 390
- Riverside – 312
- San Diego – 281
- Orange – 210
- Kern – 197
- Sacramento – 195
- Fresno – 172
- San Joaquin – 130
- Santa Clara – 108

* 2023 data is preliminary and the most recent SWITRS data available on the UC Berkeley TIMS webpage

CA TOTAL TRAFFIC FATALITY CRASH RATE TOP 10 COUNTIES

- Trinity – 4.59
- Calaveras – 3.83
- San Benito – 2.84
- Lake – 2.56
- Tuolumne – 2.51
- Yuba – 2.30
- Madera – 2.26
- Fresno – 2.19
- Alpine – 2.10
- Merced – 2.09

* 2022 data is preliminary and the most recent SWITRS data available on the Caltrans SHSP dashboard

GHSA

AMERICA'S RURAL ROADS: BEAUTIFUL AND DEADLY

- A report from the GHSA, funded by State Farm
 - Explores rural road safety
 - Crash and behavior data
 - The risky driving behaviors that are key contributors to crashes
- Implementing the Safe System Approach in rural areas



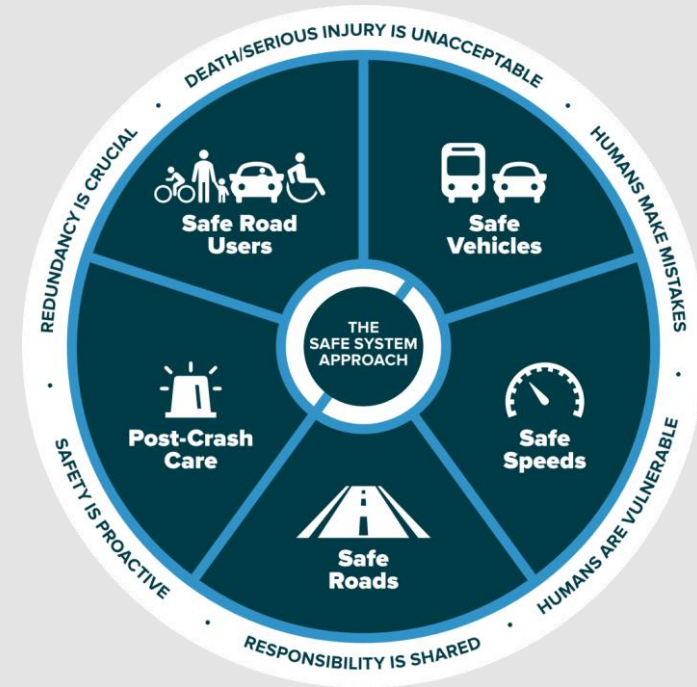
TRAFFIC SAFETY – THE OTS ROLE

Behavioral Grant Programs

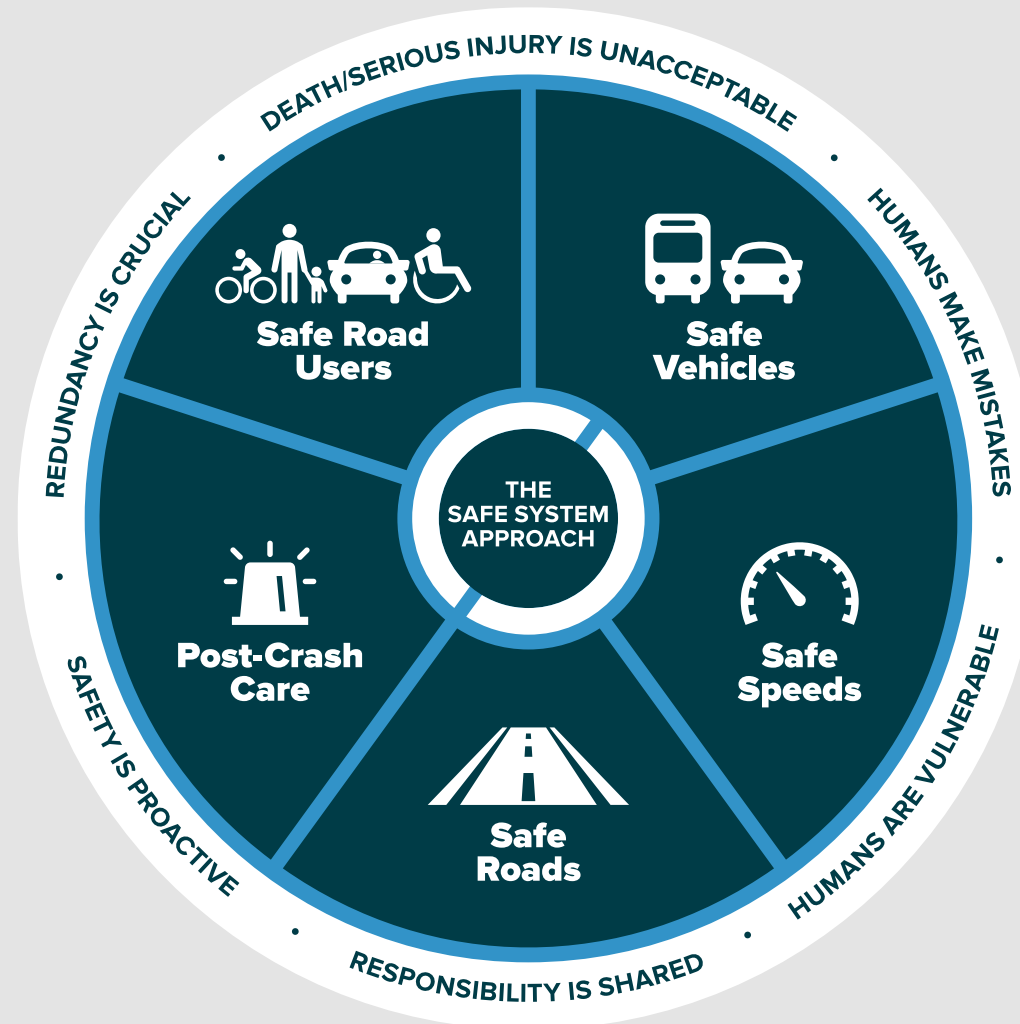
- Enforcement
- Education
- Emergency Medical Services

Safe System Approach

- Shared Responsibility



THE SAFE SYSTEM APPROACH



THE 6 SAFE SYSTEM PRINCIPLES


**Death/Serious Injury
is unacceptable**



**Humans Make
Mistakes**



**Humans are
Vulnerable**



**Responsibility is
Shared**



**Safety is
Proactive**



**Redundancy is
Crucial**



THE 5 SAFE SYSTEM ELEMENTS

Safe Road Users



Safer Vehicles



Safer Speeds



Safer Roads



Post Crash Care



- A vision and goal for the safety of the Nation's roadways
- Principles to guide our safety actions
- Identify critical and significant to take in pursuit of five core objectives

GHSA - PUTTING THE PIECES TOGETHER

ADDRESSING THE ROLE OF BEHAVIORAL SAFETY IN THE SAFE SYSTEM APPROACH

- Makes the case for the integral role of behavioral safety and road user responsibility in the Safe System Approach.
- Debunks the misconception that infrastructure alone can end road deaths and that behavioral safety plays no role in keeping road users safe.
- Makes it clear that it will take a comprehensive solution to reduce traffic crashes, injuries, and deaths.
 - Infrastructure improvements
 - Changes to road designs
 - Equitable enforcement of traffic laws
 - Education and public outreach
 - Emergency response
- Includes actionable recommendations illustrating how organizations and advocates can work together to prevent roadway deaths.



EFFORTS TO INSTITUTIONALIZE SAFE SYSTEM APPROACH AND EQUITY

- The OTS Equity Statement commits to taking a comprehensive, inclusive, and equitable approach to delivering education, enforcement, and outreach programs.
- The OTS Equity Working Group developed an Equity Action Plan.
- All programs and actions are evaluated through both a Safe System framework and equity lens.
- Programs should identify how they plan to implement traffic safety programs for the most marginalized and underserved communities.

WHERE ARE YOU ON THE SAFE SYSTEM JOURNEY?

Traditional Approach

Prevent Crashes →

Improve Human Behavior →

Control Speeding →

Individuals are Responsible →

Reach Based on Crash History →

Safe System Approach

Prevent Death and Serious Injuries

Design for Human Mistakes/Limitations

Reduce System Kinetic Energy

Share Responsibility

Proactively Identify and Address Risks

SAFE SYSTEM APPROACH RESOURCES/TOOLKIT



- Focus on principles and elements of Safe System Approach.
- Message road user concept of shared responsibility and creating safety culture necessary to reach goal of zero deaths.
- <https://www.ots.ca.gov/the-safe-system/>
- The OTS Tracks Newsletter

OTS MEDIA AND MARKETING



<https://gosafelyca.org/media-toolkits/>

- Videos, tip cards, posters, flyers, fact sheets, activity books and much more!
- English and Spanish materials available.
- Co-branding with uniform messaging
- Focus on statewide message, with local feel



OTS MEDIA AND MARKETING



OTS MEDIA AND MARKETING

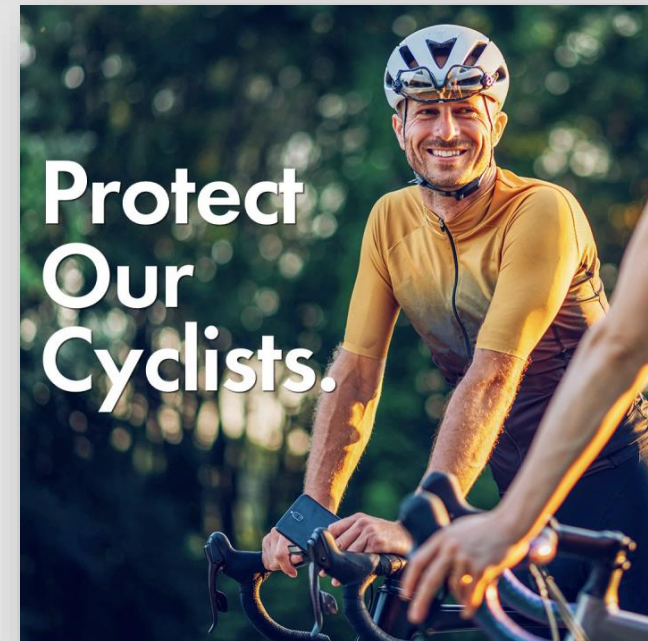



Traffic Safety Champion Program


- Connect with residents and map out actions they can take to establish a strong road safety culture in their community.
- Develop a toolkit of resources and define roles to contribute to traffic safety (Social Media, Community Advocate, Organizer or Volunteer)
- Establish training program that focuses on education and engagement strategies to bolster local traffic safety efforts.
- Manage potential “Traffic Safety Champion” projects in communities.
- Provide resources and support for TSCs to be an extension of the OTS.
- Sign up: gosafelyca.org/trafficsafetychampion/



SAFETY CAMPAIGNS



DON'T BE THE 'I' IN DUI



OTS MEDIA AND MARKETING



- Follow us on social

Twitter: @OTS_CA, @GoSafelyCA

Facebook: CaliforniaOTS, GoSafelyCA

Instagram: OTS_CA, GoSafelyCA

YouTube: California Office of Traffic Safety



- OTS Media and Marketing Team

Tim Weisberg – Deputy Director

Samantha DeMelo – Public Affairs Manager

Angela DaPrato – Community Engagement Specialist

Email: pio@ots.ca.gov



FUNDING AUTHORITY

- National Highway Safety Act
- California State Transportation Agency (CalSTA)
- National Highway Traffic Safety Administration (NHTSA)
- Infrastructure Investment and Jobs Act (IIJA)



NEW PROGRAM AREAS FROM IIJA

- 23 U.S.C. 405(h) – Preventing Roadside Deaths
 - To Purchase digital alert technology, optical visibility, and Move Over public information campaign and data collection
 - Address the disabled vehicle safety issue
- 23 U.S.C. 405(i) – Driver and Officer Safety Education
 - Driver education and driver safety courses include instruction and testing materials relating to law enforcement practicing during traffic stops
 - Covering the role of law enforcement
 - Legal rights of individuals
 - Consequences for failure to comply with the law

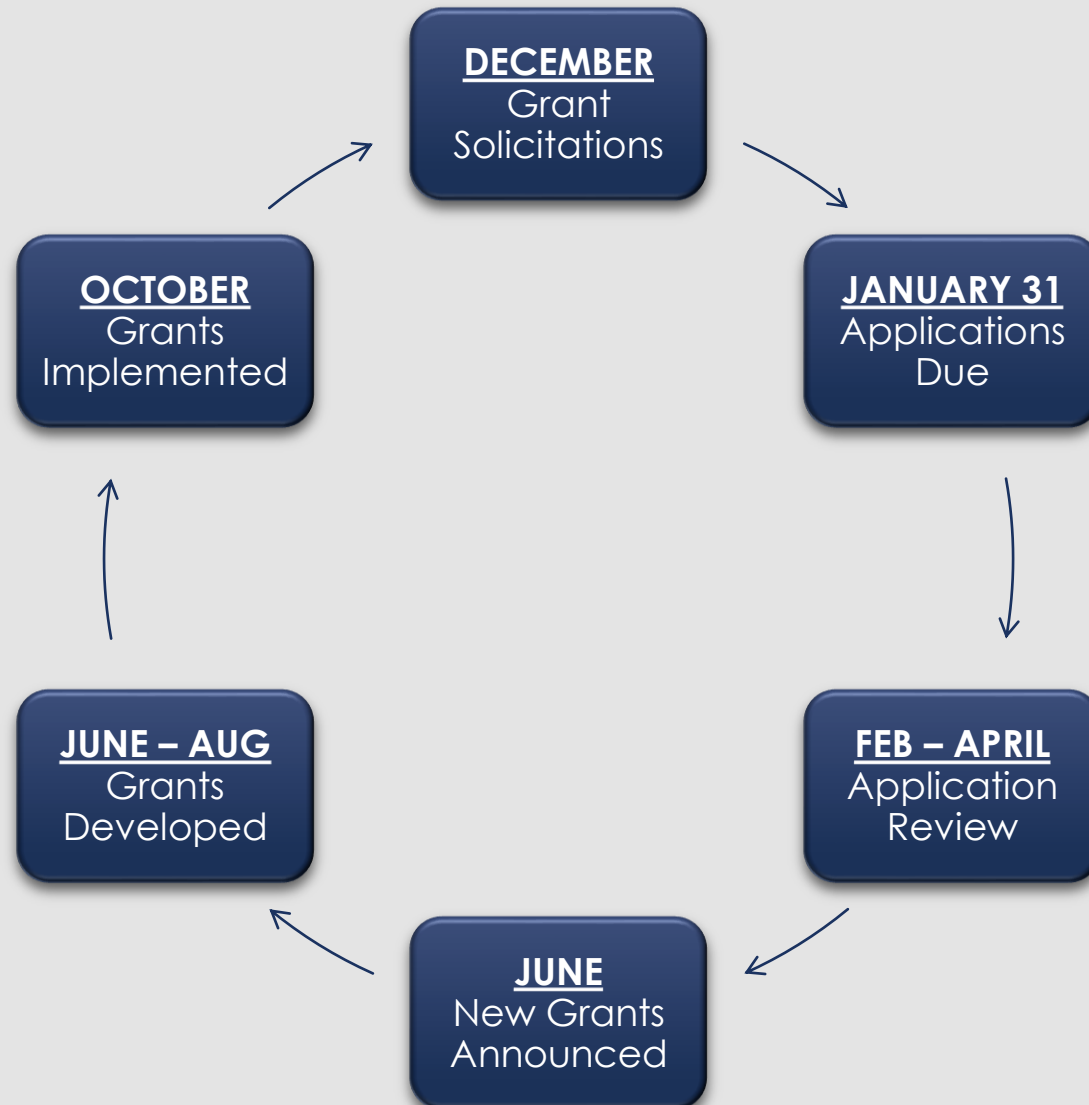
1906 GRANT FUNDS WITH EXPANDED USES

- Section 1906: Racial Profiling Prohibition Grants
 - This program provides grants to encourage states to maintain and allow public inspection of statistical information on the race and ethnicity of the driver for all motor vehicle stops made on all public roads except local or minor rural roads, as well as training and education to reduce the disparate impact of traffic stops.
- 1906 Grant funds can be used to:
 - Collect and maintain data on traffic stops
 - Evaluate the results of the data
 - Develop and implement programs, public outreach, and training to reduce the disparate impact of traffic stops

FUNDING ELIGIBILITY

- Government Entities
 - County, State & Local Government
 - Law Enforcement Agencies
 - Public Health Departments
 - Fire Departments
 - Judicial Agencies
- Non-profit/CBO (must have host agency)

GRANT FUNDING CYCLE



PROGRAM PLANNING AND OUTREACH BRANCH

Nichole Aston, Branch Chief

Arnold Hy

- Impaired Driving

Nicole Osuna

- Impaired Driving
- Young Drivers

Stephanie Spaid

- Speeding/ Aggressive Driving
- Motorcyclist Safety

Nancy Wolf

- Bicyclist and Pedestrian Safety
- Occupant Protection

Mitch Zehnder

- Distracted Driving
- Post Crash Care
- Traffic Records

GRANT OPERATIONS BRANCH

Whitney Braziel, Branch Chief

LAW ENFORCEMENT

Ginger Estopare, Grant Operations Manager

Police Traffic Services, Traffic Records, Motorcyclist Safety, Bicyclist and Pedestrian Safety, and Occupant Protection

- Jim Owens
- Linda Tomasello
- Mark Talan
- Mikaela Knowles
- Ruby Leung
- Thuy Marshall

EDUCATION

Alexis DeLeon, Grant Operations Manager

Bicyclist and Pedestrian Safety, Occupant Protection, Impaired Driving, Distracted Driving, Teen and Older Driver Safety, Post Crash Care, Traffic Records, and CHP

- Bao Her
- Dallas Saputra
- Elsie Machado
- Moriah Martinez
- Pamela Goldberg

GRANT OPERATIONS BRANCH

Whitney Braziel, Branch Chief

Law Enforcement Liaisons

Northern California

- Jeff Rodriguez
- Marc Gomez
- Steve Delema

Southern California

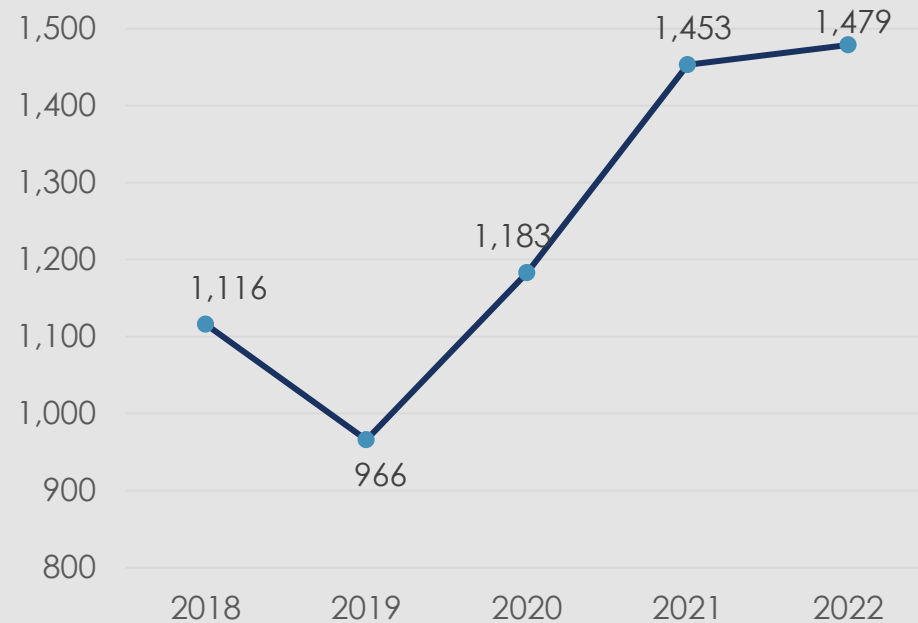
- Bill Russell
- Ernie Sanchez
- Tommi Tyler

OTS PROGRAM AREAS

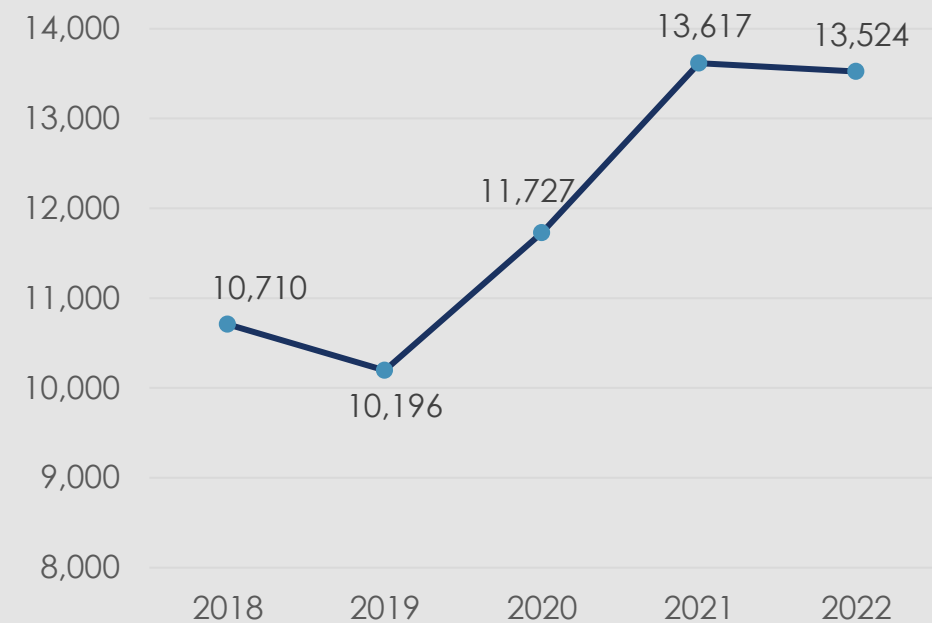
- Alcohol-Impaired Driving
- Distracted Driving
- Drug-Impaired Driving
- Emergency Medical Services
- Motorcyclist Safety
- Occupant Protection
- Pedestrian and Bicyclist Safety
- Police Traffic Services
- Traffic Records

ALCOHOL-IMPAIRED TRAFFIC FATALITIES

California

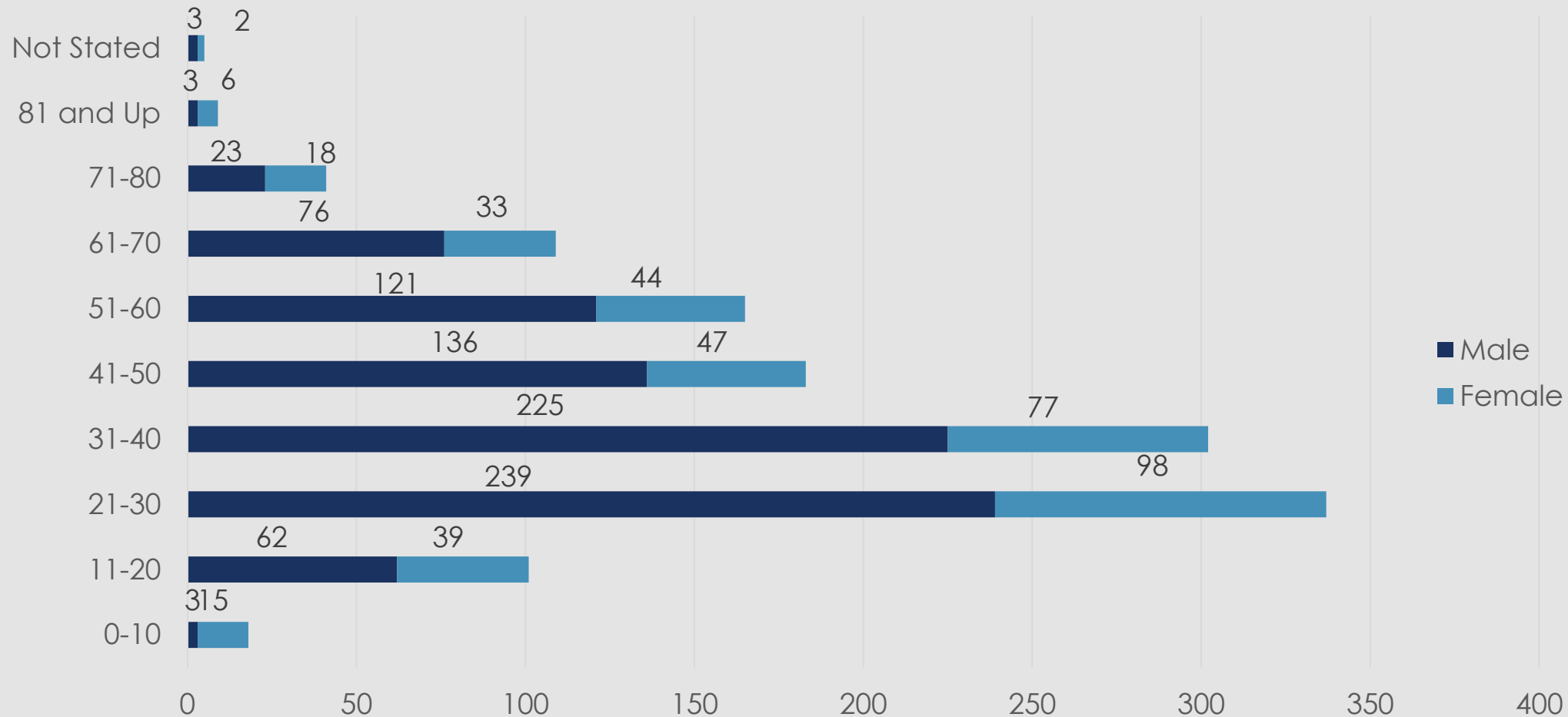


National



* 2022 data is preliminary and the most recent FARS data available

CA IMPAIRED DRIVING FATALITIES BY AGE



* 2022 data is preliminary and the most recent SWITRS data available on the Caltrans SHSP dashboard

CA ALCOHOL-INVOLVED TRAFFIC FATALITIES – TOP 10 COUNTIES

- Los Angeles – 142
- Riverside – 91
- San Bernardino – 91
- San Diego – 69
- Orange – 55
- Kern – 50
- Sacramento – 47
- San Joaquin – 44
- Fresno – 40
- Tulare – 29

* 2023 data is preliminary and the most recent SWITRS data available on the UC Berkeley TIMS webpage

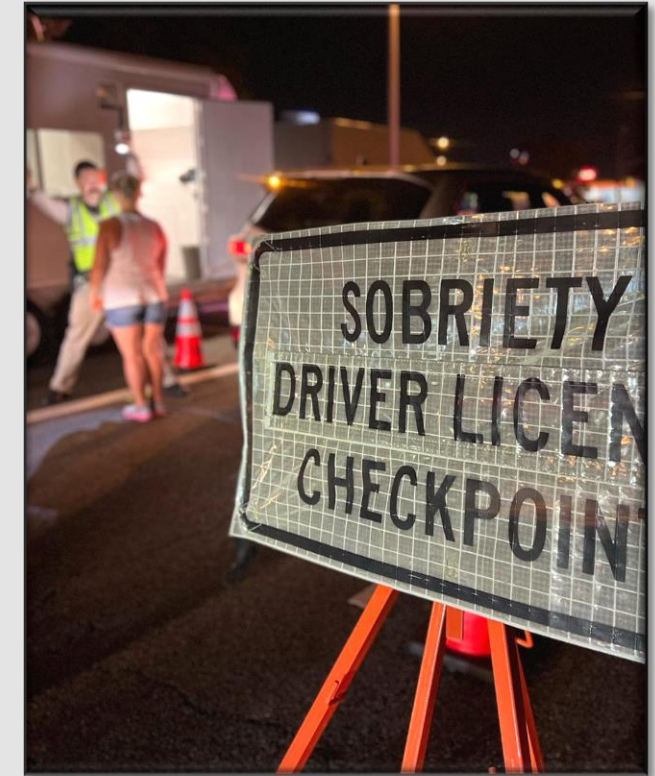
CA DRUG-INVOLVED TRAFFIC FATALITIES – TOP 10 COUNTIES

- Los Angeles – 73
- Riverside – 56
- San Diego – 45
- San Bernardino – 41
- Orange – 38
- San Joaquin – 37
- Fresno – 23
- Kern – 19
- Sacramento – 18
- Alameda – 15

* 2023 data is preliminary and the most recent SWITRS data available on the UC Berkeley TIMS webpage

PRIORITIES IN **ALCOHOL-IMPAIRED** PROGRAMS

- High Visibility Enforcement Activities
- Education and Public Awareness
- Training
- Probation
- DUI Court



PRIORITIES IN **DRUG-IMPAIRED** PROGRAMS

- High Visibility Enforcement Activities
- Training/Certification
 - SFST/ARIDE/DRE
- Vertical Prosecution
- Toxicology
- Education and Public Awareness



PRIORITIES IN **DISTRACTED DRIVING** PROGRAMS

- High Visibility Enforcement Activities
- Education and Public Awareness



GO SAFELY
CALIFORNIA
OTS IN PARTNERSHIP WITH CALTRANS

OTS
CALIFORNIA OFFICE OF
**TRAFFIC
SAFETY**

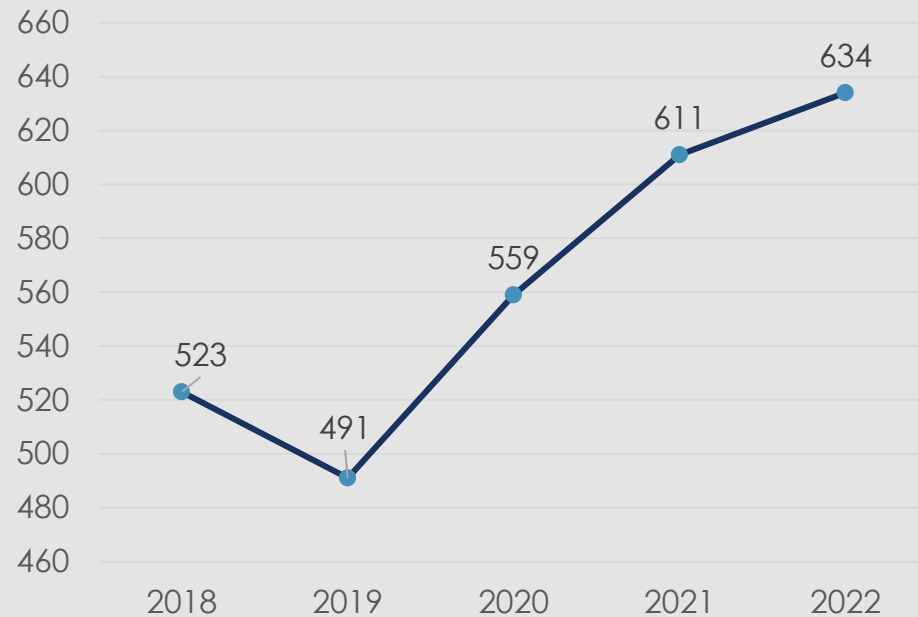
PRIORITIES IN EMERGENCY MEDICAL SERVICES PROGRAMS

- Regional Grants
- Extrication Equipment
 - Spreaders, Cutters, Combi Tools, Rams, Struts, and Airbags
- EMS Training

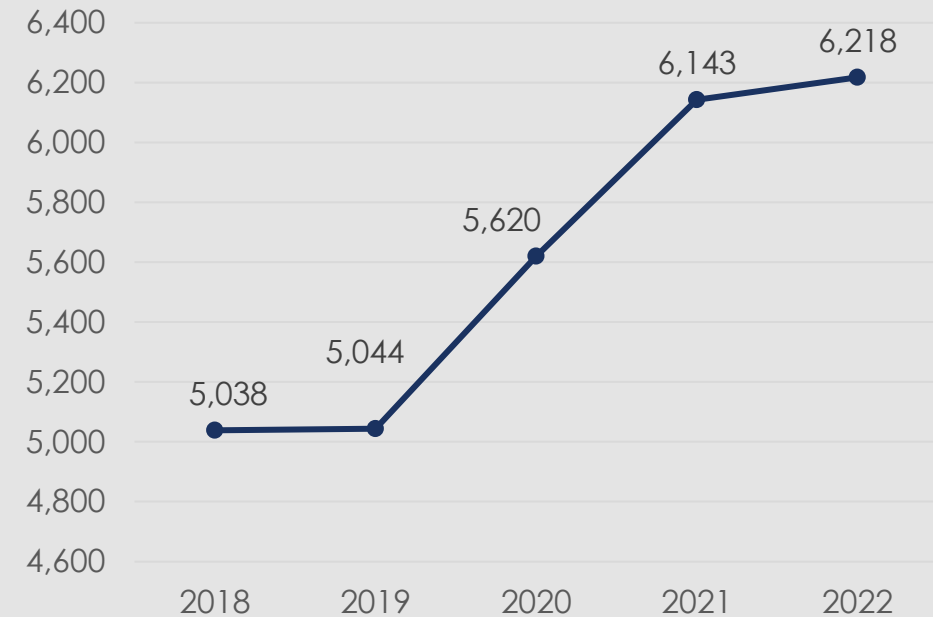


MOTORCYCLIST FATALITIES

California

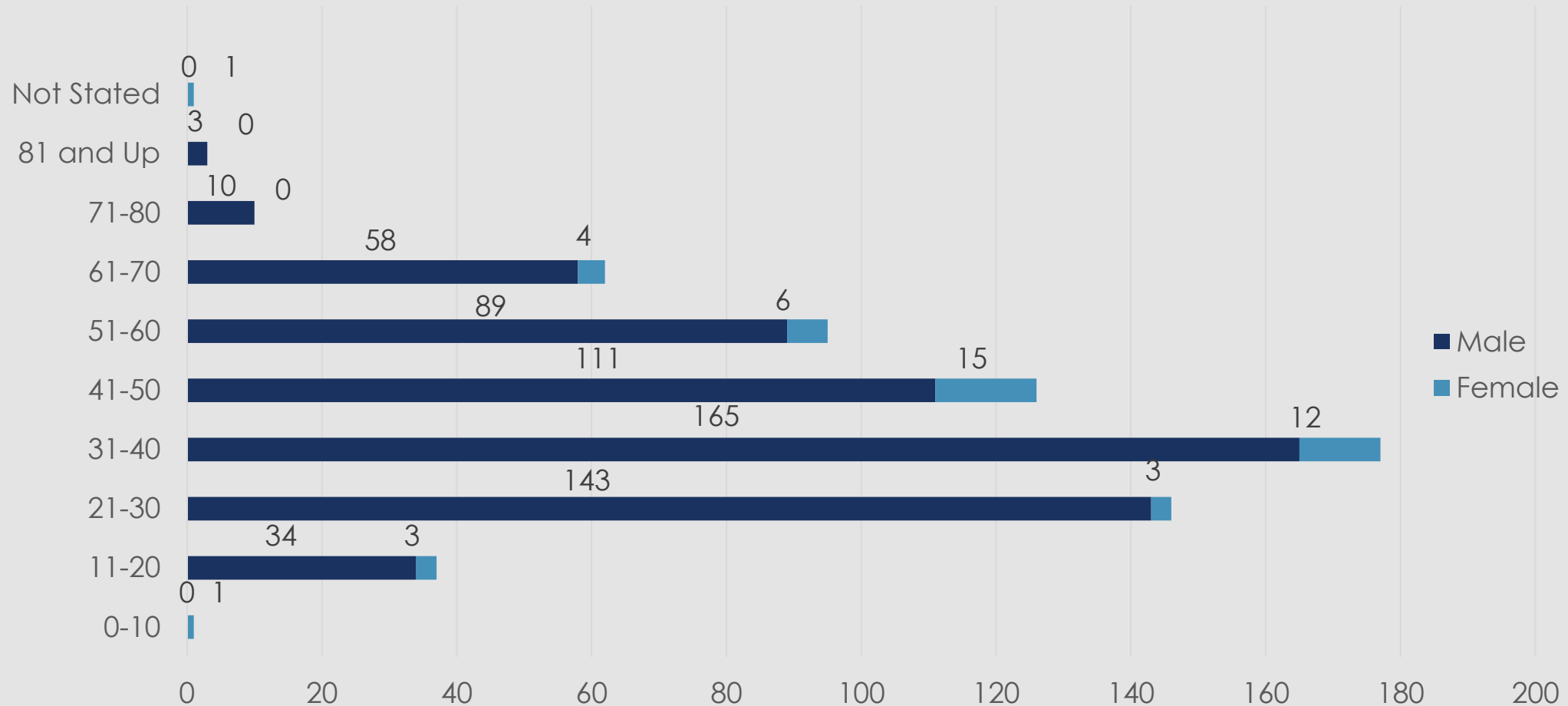


National



* 2022 data is preliminary and the most recent FARS data available

CA MOTORCYCLIST FATALITIES BY AGE



* 2022 data is preliminary and the most recent SWITRS data available on the Caltrans SHSP dashboard

CA TOTAL MOTORCYCLIST – TOP 10 COUNTIES

- Los Angeles – 119
- San Bernardino – 49
- San Diego – 47
- Riverside – 47
- Orange – 33
- Sacramento – 29
- Kern – 25
- Fresno – 19
- Alameda – 15
- San Joaquin – 14

* 2023 data is preliminary and the most recent SWITRS data available on the UC Berkeley TIMS webpage

PRIORITIES IN **MOTORCYCLIST** SAFETY PROGRAMS

- High Visibility Enforcement Activities
- Education and Public Awareness
- Hands-on Training



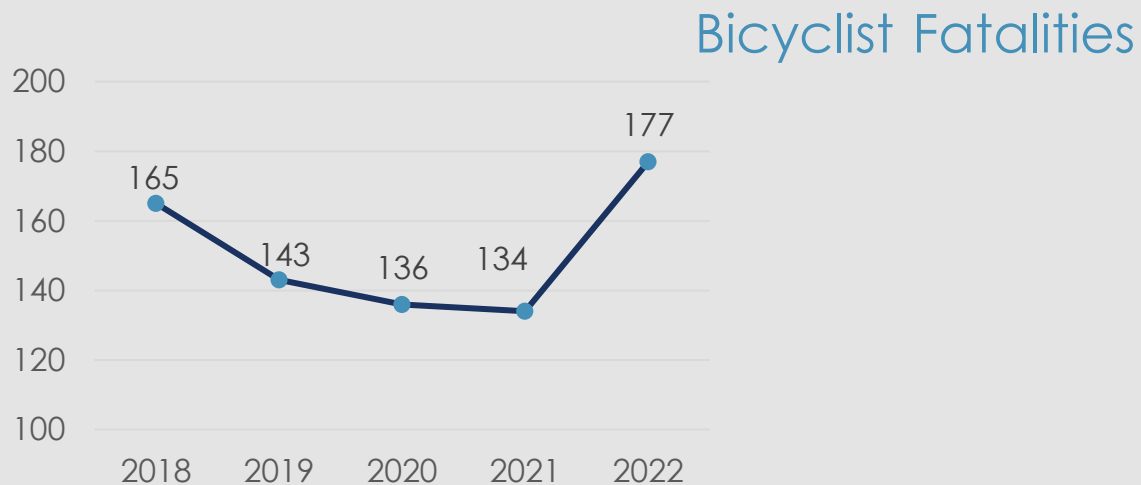
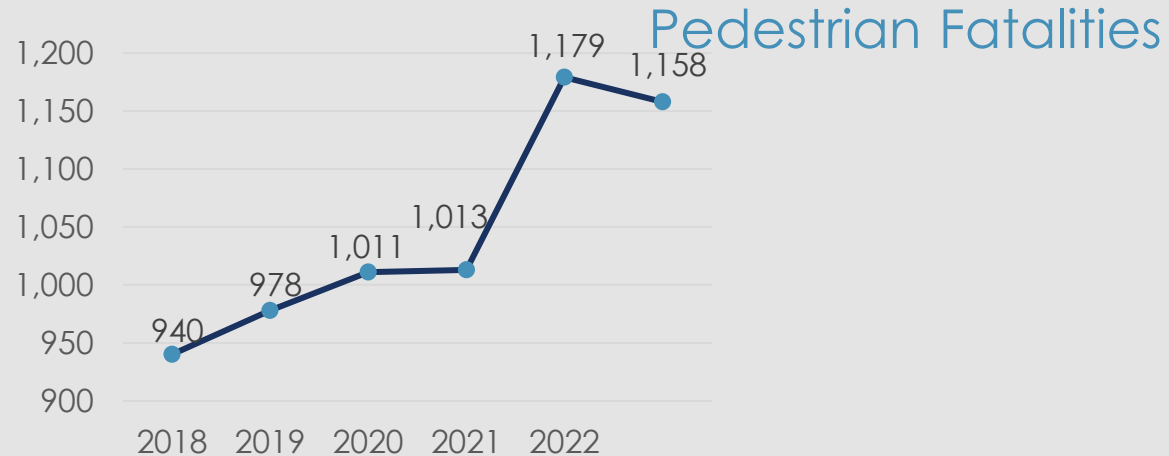
PRIORITIES IN OCCUPANT PROTECTION PROGRAMS

- High Visibility Enforcement Activities
 - Click it or Ticket
- Education and Public Awareness
 - Child Safety Seat Check-Up Events and Classes
 - Safe Senior Driver Programs
- Training/Certification
 - NHTSA CPS Training Certification



PEDESTRIAN AND BICYCLIST FATALITIES

California

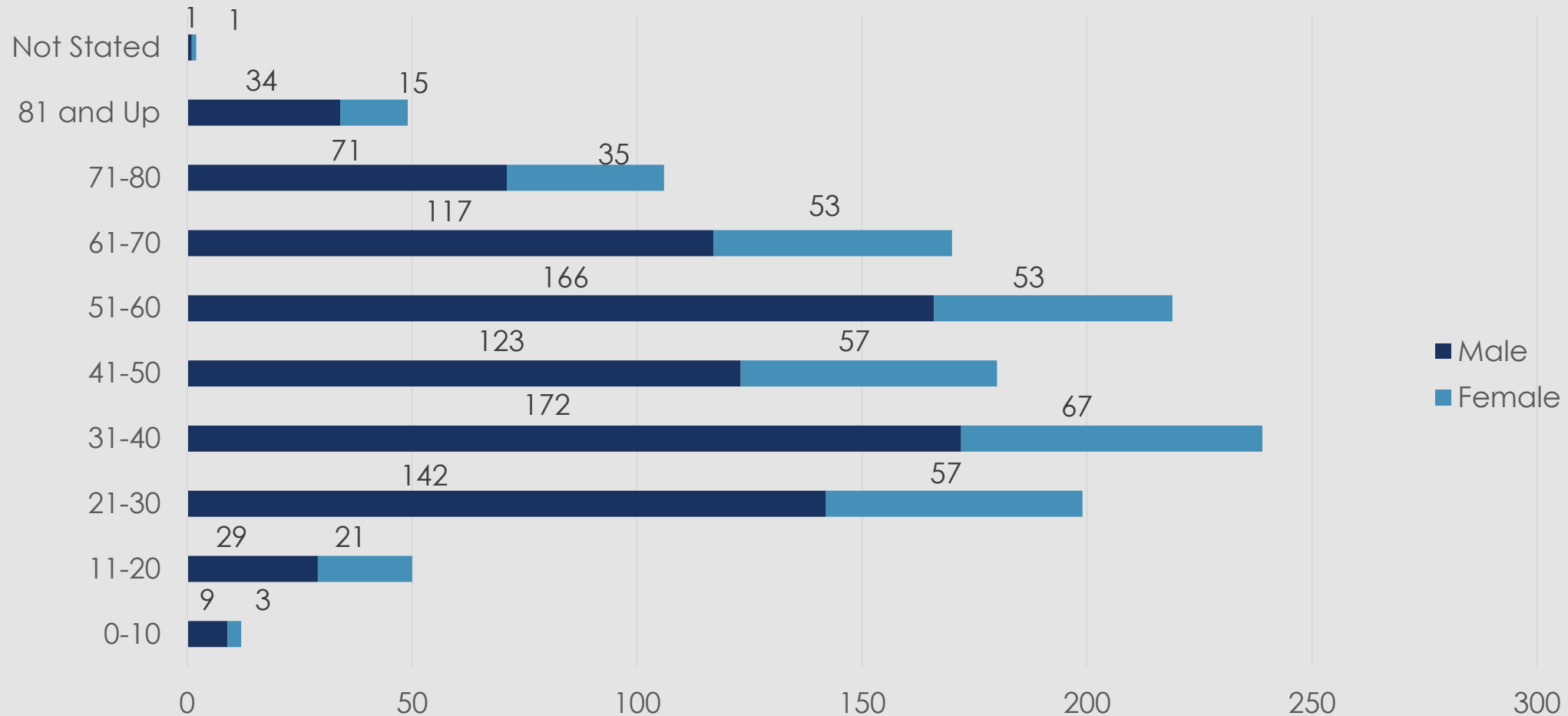


National



* 2022 data is preliminary and the most recent FARS data available

CA PEDESTRIAN FATALITIES BY AGE



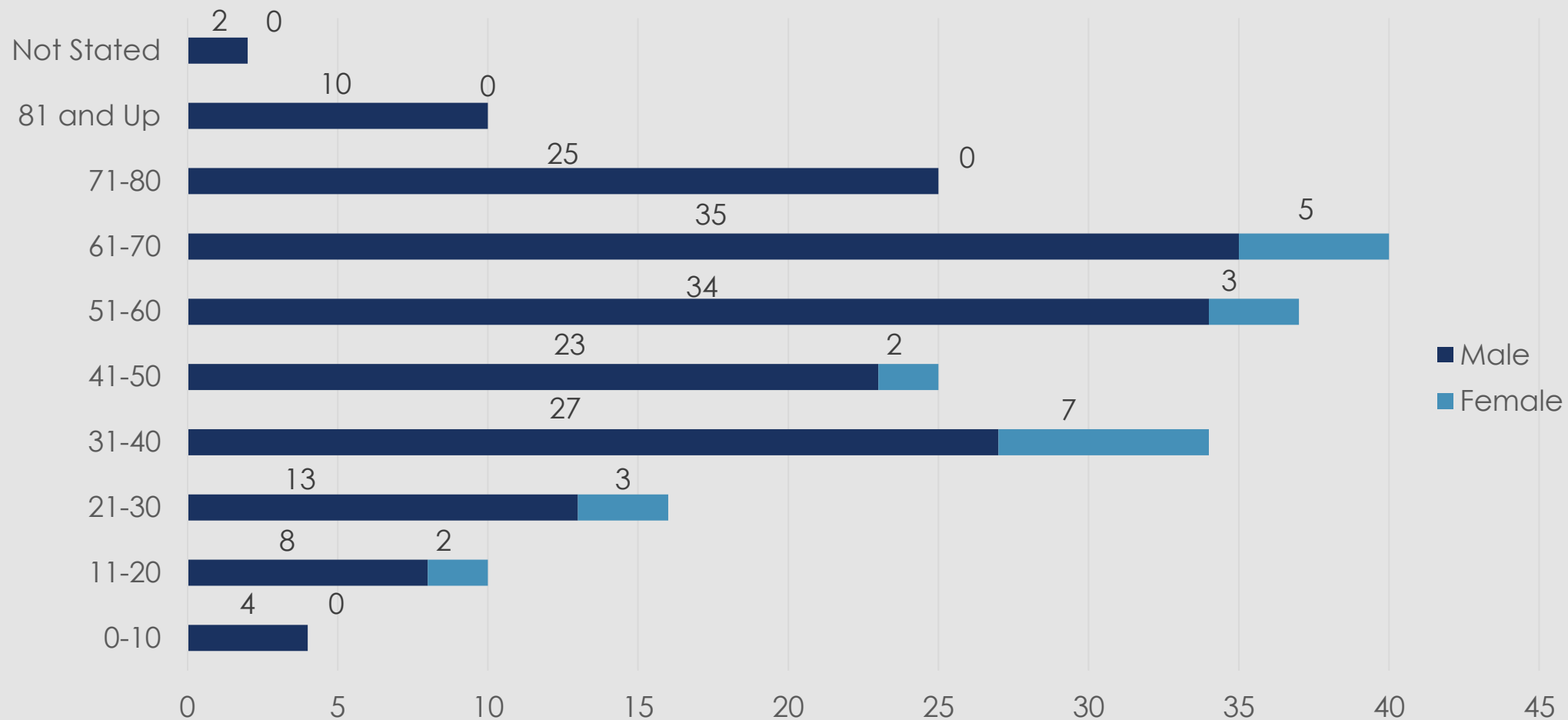
* 2022 data is preliminary and the most recent SWITRS data available on the Caltrans SHSP dashboard

CA TOTAL PEDESTRIAN FATALITIES – TOP 10 COUNTIES

- Los Angeles – 287
- San Bernardino – 99
- San Diego – 92
- Riverside – 76
- Orange – 73
- Sacramento – 70
- Kern – 46
- Fresno – 42
- Santa Clara - 38
- Alameda – 31

* 2023 data is preliminary and the most recent SWITRS data available on the UC Berkeley TIMS webpage

CA BICYCLIST FATALITIES BY AGE



* 2021 data is preliminary and the most recent SWITRS data available on the Caltrans SHSP dashboard

CA TOTAL BICYCLIST FATALITIES – TOP 10 COUNTIES

- Los Angeles – 34
- Orange – 15
- San Bernardino – 12
- Riverside – 10
- San Diego – 10
- Sacramento – 9
- Fresno – 8
- Santa Clara – 8
- Kern – 7
- San Joaquin – 6

* 2023 data is preliminary and the most recent SWITRS data available on the UC Berkeley TIMS webpage

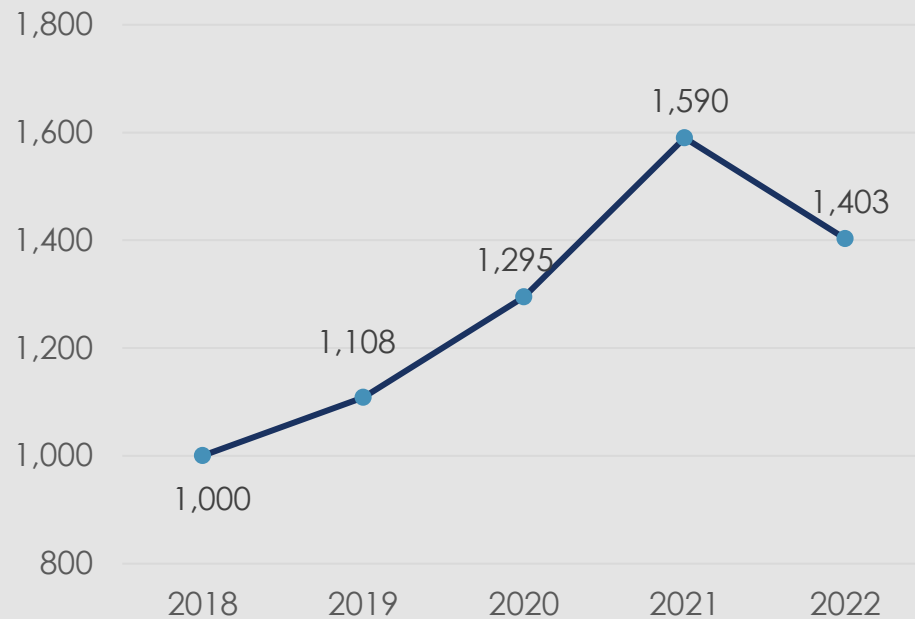
PRIORITIES IN PEDESTRIAN AND BICYCLIST SAFETY PROGRAMS

- High Visibility Enforcement Activities
- Education and Public Awareness
 - Bicycle Rodeos, Walking Field Trips, and Presentations
 - Community engaged walking and biking traffic safety assessments

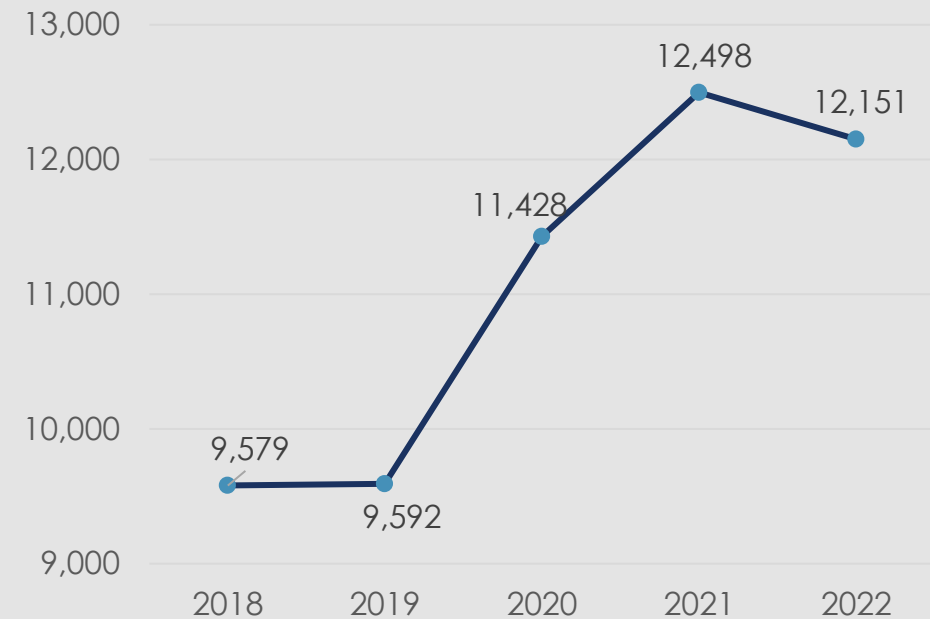


SPEEDING-RELATED FATALITIES

California

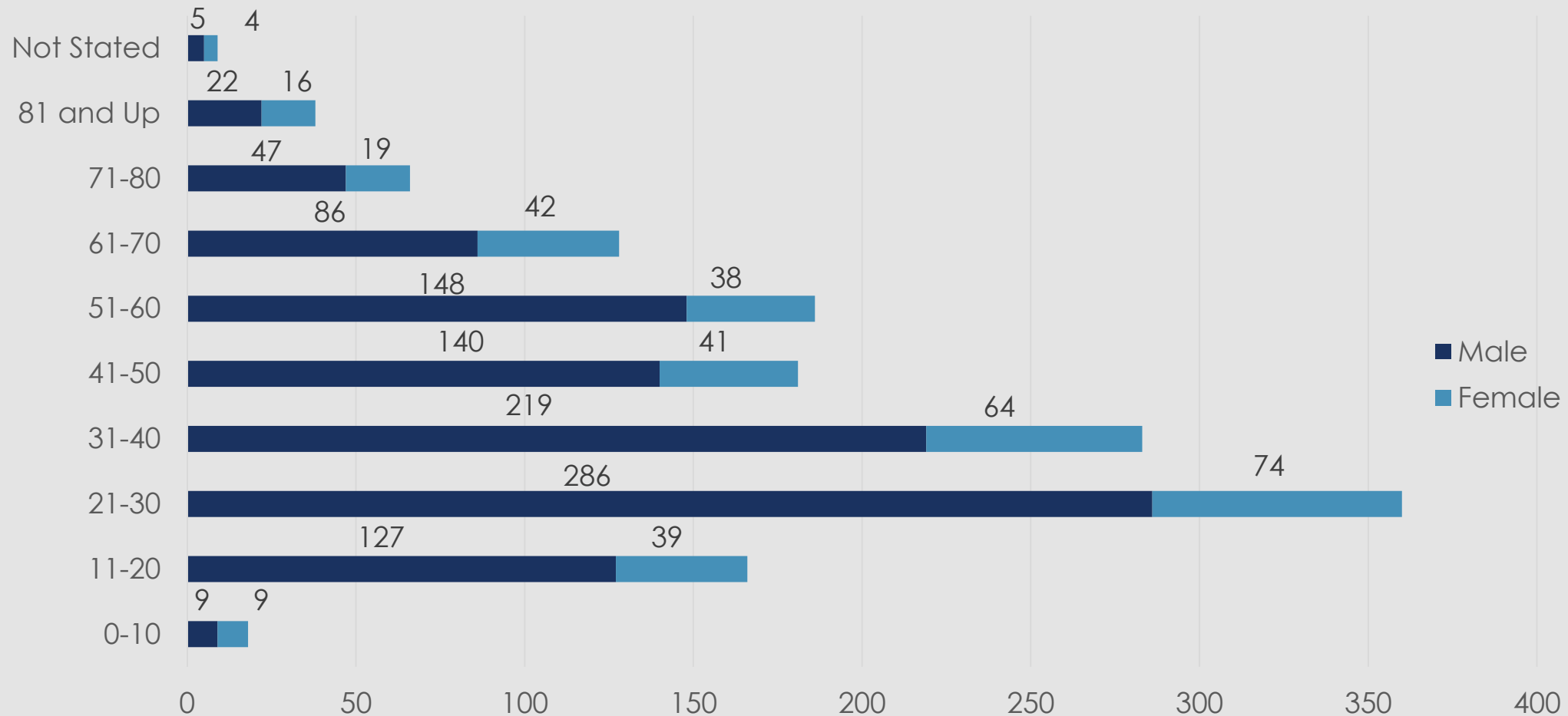


National



* 2022 data is preliminary and the most recent FARS data available

CA SPEEDING-RELATED FATALITIES BY AGE



* 2022 data is preliminary and the most recent SWITRS data available on the Caltrans SHSP dashboard

CA TOTAL SPEEDING-RELATED FATALITIES – TOP 10 COUNTIES

- Los Angeles – 274
- San Bernardino – 109
- Riverside – 75
- San Diego – 72
- Orange – 55
- Sacramento – 47
- Kern – 41
- Fresno – 37
- Santa Clara – 37
- Alameda – 36

* 2023 data is preliminary and the most recent SWITRS data available on the UC Berkeley TIMS webpage

PRIORITIES IN **POLICE TRAFFIC SERVICES** PROGRAMS

- Selective Traffic Enforcement Program (STEP)
 - Data Driven Approach
 - Primary Crash Factors (PCF)
 - High Visibility Enforcement Activities
- Countywide Collaborative Efforts
- Education and Public Awareness
 - Traffic Safety Educational Presentations
 - Community Collaboration and Engagement
- Training
 - Traffic Enforcement and Crash Reconstruction



PRIORITIES IN **TRAFFIC RECORDS** PROGRAMS

- Traffic Records Improvement Project (TRIP)
 - Electronic Submission to SWITRS
 - Initial Purchase of Electronic Crash Reporting Program
 - Upgrade of Existing Electronic Crash Reporting Program
 - Connection of Electronic Crash Reports to internal RMS system
 - Electronic Citation Data Collection Systems
- GIS Mapping
- Predictive Crash Data Analysis



APPLICATION PROBLEM IDENTIFICATION

- Who
- What
- Where
- When
- Why

DEVELOPING STORY
AT LEAST TWO PEOPLE KILLED IN WRONG-WAY CRASH
RIALTO

CHP: Suspect In Wrong-Way Crash On Interstate 80 That Killed Family Was On Probation For DUI

DEADLY CRASH INVOLVING PEDESTRIANS IN ESCONDIDO

MAN KILLED AFTER HIT-AND-RUN
CHP: DRIVER WAS NOT WEARING SEAT BELT DURING COLLISION

BREAKING NEWS
DEADLY HIGH SPEED CRASH
BALDWIN PARK

BREAKING NEWS
Car Accident in Stanislaus County, CA
Horseloving Teen Killed After a Distracted-Driving Crash in Turlock

RPT: WOODS' VEHICLE WAS TRAVELING AT HIGH SPEED

SUSPECTED DUI DRIVER CHARGED WITH MURDER IN COURT
WOMAN KILLED, HUSBAND HURT CROSSING STREET IN LAKESIDE

BREAKING NEWS
91
MOTORCYCLIST DEAD AFTER CRASH WITH PICKUP
ANAHEIM HILLS

GRANT SELECTION CRITERIA

- Problem Identification
- Reasonable Funding Request
- Crash Rankings/Statistical Data/Local Data
- Past Grant Performance

GRANT SELECTION CRITERIA

- Costs Allowable
- Proposed Solution
 - Strategies
 - Agency Qualifications
 - Value
- Partnerships/Collaborations
- Advancing Equity

OTS RANKINGS

Agency	Year	County	Group	Population (Avg)	DVMT
Elk Grove	2021	SACRAMENTO COUNTY	B	176621	1514835

Crash Category	VICTIMS KILLED & INJURED	OTS RANKING
Total Fatal and Injury	609	42/60
Alcohol Involved	53	47/60
Had Been Drinking Driver < 21	9	18/60
Had Been Drinking Driver 21 – 34	28	45/60
Motorcycles	21	54/60
Pedestrians	11	59/60
Pedestrians < 15	3	40/60
Pedestrians 65+	3	46/60
Bicycle	27	30/60
Bicyclist < 15	9	7/60
Composite	321	36/60

Crash Category	FATAL & INJURY CRASHES	OTS RANKING
Speed Related	133	18/60
Nighttime (9:00pm – 2:59am)	58	42/60
Hit and Run	40	35/60

TYPE OF ARRESTS	ARRESTS	OTS RANKING*
DUI Arrests	166	15/60

DATA RESOURCES

- Local Data
- OTS Crash Rankings
- National Highway Traffic Safety Administration (NHTSA)
 - Fatality and Injury Reporting System Tool (FIRST)
 - Countermeasures that Work
- The Statewide Integrated Traffic Records System (SWITRS)
- UC Berkeley, SafeTREC - Transportation Injury Mapping System (TIMS)
- The California Driving Under the Influence Management Information System (DUI-MIS)

GRANTS ELECTRONIC MANAGEMENT SYSTEM (GEMS)

Applications are available in GEMS

- Must have a login to access GEMS
- New accounts can be requested electronically via the OTS website, <https://www.ots.ca.gov/grants/gems/>
- E-mail will be sent to all new users to create password and obtain access to GEMS

2026 OTS GRANT APPLICATIONS

- Access to the applications are online at www.ots.ca.gov
- Applications **MUST** be submitted by **January 31, 2025.**

2025 LIFESAVERS CONFERENCE

For additional information,
please visit:
[https://lifesaversconference.
org/longbeach25](https://lifesaversconference.org/longbeach25)





OTS CONTACT INFORMATION

2208 Kausen Drive, Suite 300

Elk Grove, CA 95758

(916) 509-3030

www.ots.ca.gov