



Weekly Note from PS Administration

November 16-20, 2020

Dear Primary School Parents!

Having students back on campus reminds us of the reason we went into education to begin with. It's been a week full of joy, laughter and many learnings. We would like to congratulate you for the wonderful job you've been doing for the last 9 months. It's been amazing to see how much our students have grown. Not only physically but also emotionally. We are seeing mature, resilient and secure students.

K4 students have all arrived excited with smiles on their face. They have been talking, playing, making jokes, and eager to learn new things. K5-second grade students are telling stories, sharing, understanding the rules and expectations like never before.

We know how challenging it's been to have your kids at home for so long. We know the difficulties of being a teacher when you never signed up for the job. We know how frustrated you felt at times. But we also know that all those moments paid off. Congratulations on a job very well done.

Thank you for your patience and support.

Have a great week!

Donald and Paula

Days of the Week

- Monday, November 16 **(Day X)**
- Tuesday, November 17 **(Day 6)**
- Wednesday, November 18 **(Day 1)**
- Thursday, November 19 **(Day 2)**
- Friday, November 20 **(Day 3)**

Upcoming Days of the Week November 23-27, 2020

Monday November 23	Tuesday November 24	Wednesday November 25	Thursday November 26	Friday November 27
Day 4	DAY 5	DAY 6	DAY X	DAY 1



Adjusted Modes for Hybrid Model

REVISED OCTOBER 21, 2020



CNG

Oct. 26-30	All Students in Distance Learning
Nov. 3-6	All Students in Distance Learning

1st Opt-in Deadline: **Monday Nov. 3** for Module 1

Nov. 9-13	Group A on Campus	Other Students in Live Streaming
Nov. 17-20	Group B on Campus	Other Students in Live Streaming

2nd Opt-in Deadline: **Monday, Nov. 17** for Module 2

Nov. 23-27	Group A on Campus	Other Students in Live Streaming
Nov. 30-Dec. 4	Group B on Campus	Other Students in Live Streaming

3rd Opt-in Deadline: **Monday, Nov. 30** for Module 3

Dec.7-Dec.11	Group A on Campus	Other Students in Live Streaming
Dec.14-Dec.18	Group B on Campus	Other Students in Live Streaming

Overview of Hybrid On-Campus Model

As we all know there are many details and moving parts around getting the PS Hybrid A/B model launched; with health and safety as our first priority while keeping the schedule as closely aligned to what we have now. The following overview items are provided with the theme of the Three W's at all times:

Wear your Mask, **Wash** your Hands, **Watch** your Distance!

All staff will be modeling and teaching/reviewing specific safety protocols for all areas in the school: arrival/dismissal, classroom, hallways, bathrooms, snack break, recess.

Entrance/Exit (Arrival/Dismissal) Basics

We are looking forward to welcoming students soon and are busy in preparations for their arrival. PS students will be dropped off/picked up at the Main Gate. The most significant way parents can help each morning is to fill out the Self Checker Form. Gate passes will not be issued, and parents are not allowed on campus.

Students who ride the bus will have their temperature checked by the monitor. PS students will walk up and down the hill with teachers, using a different route than ES students. Students will have assigned seats on the bus based on family cluster and grade level. Dismissal from the bus in the morning will be one row at a time. We will have teachers taking students to their classrooms. Parents can help each morning by filling out the Self Checker Form.

Daily Snack Break and Recess

These are in the schedule and, again, will be managed with safety protocols. There are 6 recess areas where students will rotate. Students must stay with their own class cohort group and assigned area. The recess areas will be cleaned in between recesses. There is a separate snack time in the schedule. Students must bring their own snack but may not share with others. Please make sure students know how to open packages and containers.

WATER!

Students should bring enough water for their school day. They will not be allowed to use hand-washing stations to fill water bottles.

Classroom Environment

HR teachers who are on campus will stream their lessons so students at home can join. HR teachers who are off campus will have a partner teacher in the

classroom managing the physical environment. Some partner teachers may be in the classroom or may be off campus managing the virtual environment.

Materials and Supplies

Each HR has provided a list of allowed supplies and materials. Please send your student's supplies in a separate bag that will fit in a cubby. No supplies and materials may be shared between students. Students will take home their supplies at the end of the school week so all areas can be thoroughly cleaned for the next hybrid group. Students may not bring any toys or athletic equipment. Plush toys, blankets and soft items have all been removed from the classrooms.

Spanish, Specialists

Spanish and Specialists will push into the classroom. P.E will be outside of the classroom.

Medical and Emergencies

These will be handled as they always have been with the exception of the teacher sending an email to the Health Zone if a student is coming.

Primary School Hybrid Open House

If you didn't have a chance to attend the meeting or if you want to watch it again, you can click [here](#) to see the zoom recording.

Preparing Your Children Back to School- By Lina Paredes

Click [here](#) to watch a video on how to support your child to come back to school.

Parent-Teacher Conferences

On November 17th, skyward will open for you to sign in for PTC. You can click [here](#) to find the instructions on how to do it.

It's time to take this year's yearbook picture!

For the 2021 Andean, we are changing up our pictures to reflect our reality. As we all know, this year's circumstances are unlike anything we have lived before and as a school, we must adapt to the changes. This is why instead of taking official pictures for the Andean at school as we usually would, we will be creating an Andean of SELFIES. Your child's Homeroom teacher will email you soon to give you more information about this process. Please remember to have fun with it!

From the PS Library

Dear Primary School Families,

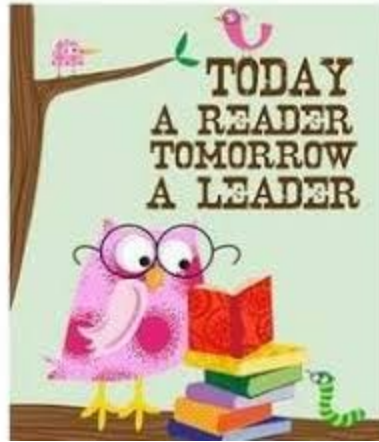
If you wish to check out books from the PS Library during our hybrid weeks, please watch the following video <https://youtu.be/k1gZyYwiIw> .

The books will be distributed to the classrooms for the children who opted-in. For the students who opted-out, the books will need to be picked up at the main gate, like it has been done for the past weeks.

Please remember there is a limit of 10 books per family.

If you have any questions please email your librarian, Maria del Rosario Uribe, at mruribe@cng.edu

HAPPY READING!



Literacy Corner for Parents

Tips for a Reading Life at Home

TIP 1: You have a wealth of knowledge about your child that you can use to help you choose books to read at home.

As you look for books together, think...

- What is my child really interested in right now?
- What does my child not stop talking about?
- We're going through hard times, what texts will help my child cope with them?

TIP 2: Think how you might READ TO or WITH your child

- Read to them with emphasis, fluency and beauty...make it engaging and fun!
- Have your child read to you (books at their level)
- Read the book together:
 - Echo reading: read the same passage, first you then your child
 - Seesaw reading: you read one page, your child reads the next

TIP 3: Think about how you can preview a book together before reading it.

Before reading a book for the first time:

- Look at the front and back cover
- Preview some of the pictures
- Think 'What might happen in this book?'

TIP 4: Pause in the midst of reading the book to help your child formulate ideas about the book.

Ask questions such as:

- What are you thinking about right now?
- How did that make you feel?
- What do you think might happen next?
- Why do you think the character did that?

TIP 5: Think about what happens after you close the book.

Ask your child:

- To retell a bit of the plot
- Summarize with a character in mind
- How did this character change in the end? Why?
- What is this book teaching us?

TIP 6: Coach your child when the text gets hard.

When they come to a difficult word, ask:

- Look at the picture...What word makes sense?
- Think about the kind of word it is (a persona, place, thing, or action)...What word sounds right?
- Look at the letters...What word looks right?

TIP 7: Make an effort together to look up and explain new words.

- Use context to figure out what it means
- Think about what kind of words it is...a person, a place, a thing, an action?

Consejos para una vida de lectura en casa

SUGERENCIA 1: Ustedes tienen un gran conocimiento sobre su hijo que puede ayudarlos a elegir libros para leer en casa.

Mientras buscan libros juntos, piensen ...

- ¿En qué está realmente interesado mi hijo en este momento?
- ¿De qué no deja de hablar mi hijo?
- Estamos pasando por tiempos difíciles, ¿qué textos ayudarán a mi hijo a afrontarlos?

SUGERENCIA 2: Piensen cómo podrían LEER A O CON SU hijo

- Lean con énfasis, fluidez y belleza ... ¡háganlo atractivo y divertido!
- Procuren que su hijo les lea (libros a su nivel)
- Lean el libro juntos:
- Lectura de eco: lean el mismo pasaje, primero usted y luego su hijo

- Lectura de balancín: usted lee una página, su hijo lee la siguiente

SUGERENCIA 3: Piensen en cómo pueden obtener una vista previa de un libro antes de leerlo.

Antes de leer un libro por primera vez:

- Miren la portada y la contraportada
- Hagan una vista previa de algunas de las imágenes
- Piensen: "¿Qué podría pasar en este libro?"

SUGERENCIA 4: Hagan una pausa en medio de la lectura para ayudar a su hijo a formular ideas sobre el libro.

Hagan preguntas como:

- ¿Qué estás pensando ahora?
- ¿Cómo te hizo sentir eso?
- ¿Qué crees que podría pasar a continuación?
- ¿Por qué crees que el personaje hizo eso?

SUGERENCIA 5: Piensen en lo que sucede después de cerrar el libro.

Pídanle a su hijo:

- Volver a contar un poco de la trama
- Resumir teniendo un personaje en mente
- ¿Cómo cambió este personaje al final? ¿Por qué?
- ¿Qué nos enseña este libro?

SUGERENCIA 6: Acompañen el proceso de lectura y comprensión de su hijo cuando el texto se ponga difícil.

Cuando se encuentren con una palabra difícil, pregunte:

- Mira la foto ... ¿Qué palabra tiene sentido?
- Mira las letras ... ¿Qué palabra se ve bien?

SUGERENCIA 7: Hagan un esfuerzo juntos para buscar y explicar nuevas palabras.

- Usen el contexto para descubrir lo que significa
- Piensen qué tipo de palabras es ... ¿una persona, un lugar, una cosa, una acción?



Next Friday, November 20th we will be having Coffee with the Principal. We hope you can all join us.



Self- Directed Challenge



Adriana Sanchez






Assign...

Student Instructions

Self-Directed CHALLENGE

LET'S BEGIN OUR AFTERNOON CHALLENGES 🧠 ✂️ 📅 📱 📺 🧑

In this board you will find many fun activities.

1. [Add response](#)
2. You can click  on one activity every day. Choose any you want to do.
3. Click  after you complete one activity. You can show us your work or not. It is OK
- 4 When you are DONE at the end of the week click 

📌 Math, Physical Education, Writing, 3rd, 2nd, 4th

📱 Compatible with: Chromebooks, computers, iPads, iPhones, Android tablets, Android phones, Kindle Fire



We would like to invite you to be part of a bi-weekly afternoon challenge. Students will be able to find it in their Seesaw classroom. They will be able to choose as many activities as they want to do. They can upload their creations into Seesaw. We hope you can all participate.



You Can Always Count on Us



November 16

Holiday

November 17

Second Opt-In Deadline

Skyward opens for Parent Teacher Conference sign up

November 17-20

Second-week of Hybrid Learning

November 20th

Coffee with the Principal

2:00pm



[Join Zoom Meeting](#)

ID: 95936083665

Password: 791766

November 30th

No school for students

Parent-Teacher Conferences through Zoom



*Most websites are adjustable for any grade level by selecting the appropriate level for your child.

CNG Important Links:

[Distance Learning Hub](#)

[CNG Parents as Partners Hub](#)

Math websites:

<https://www.ixl.com/>

<https://pages.sumdog.com/>

<https://www.youcubed.org/>

Reading websites:

<https://www.teachyourmonstertoread.com/>

<https://www.spellingcity.com/>

<https://www.starfall.com/h/>

<https://quizlet.com/>

<https://freerice.com/categories/english-vocabulary>

<http://www.readwritethink.org/>

Reading & Math websites:

<http://www.sheppardsoftware.com/>

<https://skoolbo.com/>

<https://classroommagazines.scholastic.com/support/learnathome.html>

<https://mrnussbaum.com/>

<https://mosamack.com/>

<https://www.softschools.com/>

<https://www.abcya.com/>

<https://pbskids.org/>

<https://www.funbrain.com>

CCN

CNG COMMUNITY NEWS