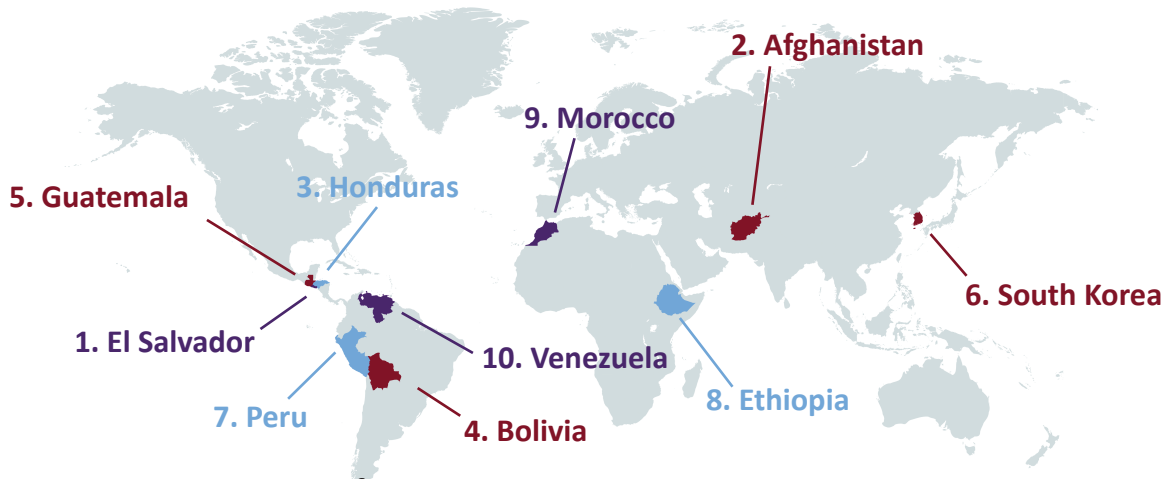


Literacy Council of Northern Virginia Learners

Every year, LCNV welcomes **1,500 learners** from **90** different countries who speak more than **50** different languages.

LEARNER DEMOGRAPHICS


2021 Top 10 Countries of Origin



2021 Top 10 Languages of Origin

- | | | | | |
|------------|---------------|---------------|-----------|------------|
| 1. Spanish | 2. Arabic | 3. Dari/Farsi | 4. Pashtu | 5. Korean |
| 6. Amharic | 7. Vietnamese | 8. Chinese | 9. French | 10. Somali |

LEARNER FACTS



- **79%** were female and **85%** of all learners were between the ages of 25-59

- **1,207** dependent children had parents in LCNV's programs



- **58%** of LCNV's population lived below the poverty level (\$25,750 for a family of four)

- **51%** were working one or more jobs

- **33%** of learners had 9 years or less of education before coming to LCNV



COVID-19 RESPONSE


During the pandemic, LCNV continued to serve its learners throughout the 450 square miles of Northern Virginia by providing virtual real-time instruction with the help of **436** dedicated volunteers and devoted instructors.



LEARNER ACHIEVEMENTS

LCNV's learners achieved many significant goals. In 2020, over **82%** of our learners achieved two or more goals, such as:

473 improved employability skills
227 entered/retained employment



748 learners achieved personal goals such as voting for the first time, and strengthening family relations

368 increased involvement in their communities, **8** learners registered to vote or voted for the first time



527 students improved technology skills

90% of learners in our **Family Learning Program (FLP)** increased their involvement in their children's education or literacy activities

