

# Steps to Taking the CITF Covid-19 Preparedness Qualification Course

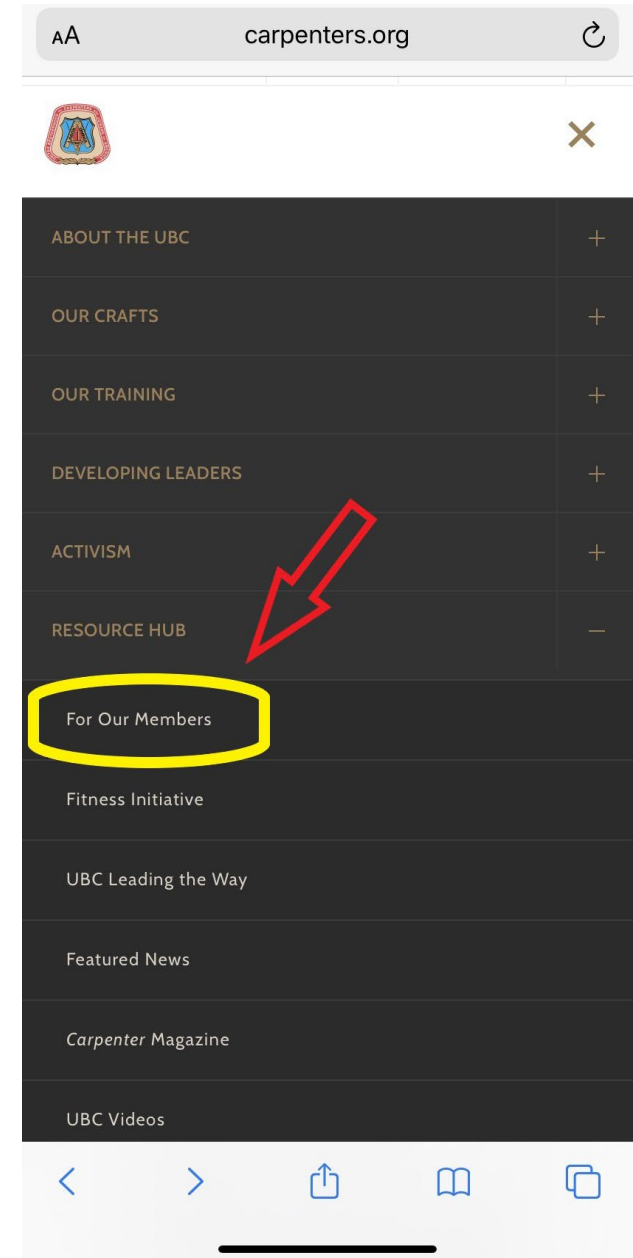


# Step 1

- Go to the website  
**[www.Carpenters.org](http://www.Carpenters.org)**

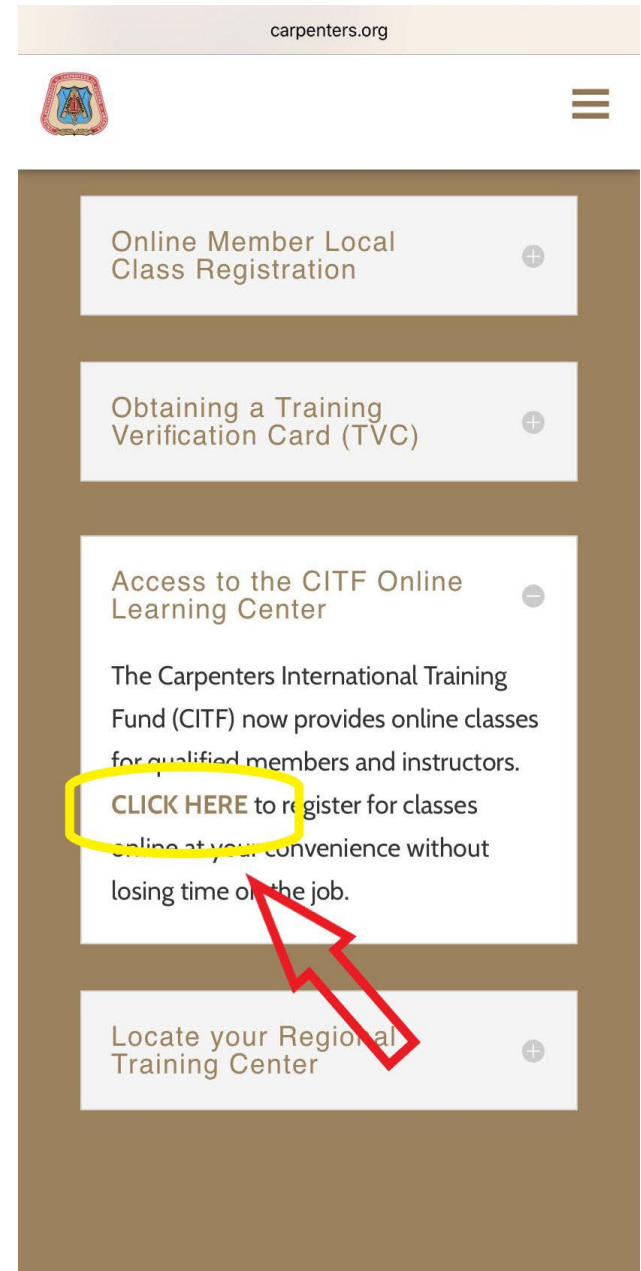
## Step 2

- Click on “Resource Hub” Tab
- Under “Resource Tab” click on “For Members”



## Step 3

- Scroll Down until you see “**UBC Member Training Opportunities**”
- Click on “**Access to the CITF Online Learning Center Tab**” and then click “**Click Here**”



## Step 4

- If you are a first-time user, create a username and password. If you already have an account, enter your login information and sign into your account. (If you come to a screen with your profile information, simply exit out of that window and repeat step 3 to get to the next step)

## Step 5

- Scroll down until you see the “Covid-19 Preparedness Qualification” section and click on it.

### COVID-19 Preparedness

#### ► Qualification

The online course purpose is to educate members on how to protect themselves, their fellow workers, and stop the spread of COVID-19. The course will familiarize you with the OSHA guidance document “Preparing Workplaces for COVID-19” and recommended jobsite protocols.

The online course is to be viewed as recommended best practices and is provided solely as suggested guidelines and resources for members reference concerning COVID-19. The online course is not to be relied upon to prevent the spread or transmission of COVID-19 on any specific job site or to prevent a safety violation from being issued by a jurisdictional authority. All contractors must continue to comply with all relevant rules and regulations concerning workplace safety and health. This is not legal advice.


Contractors should regularly evaluate their health and safety procedures, as well as the specific hazards at their job sites, consistent with the Centers for Disease Control and Prevention (CDC) recommendations to determine the appropriate job hazard analysis and safety procedures for the project/task as it relates to the spread and/or transmission of COVID-19. All contractors should incorporate COVID-19 transmission and prevention into job hazard analyses (JHAs) and pre-task safety planning for all aspects of the work. In addition, all ~~projects should require social~~

## Step 6

- Click on “**Module Presentation – Covid-19 Preparedness Qualification**” to get to the next page.

computer/laptop only. This course is not available on tablets or mobile phones due to extensive course content.



**Please Note:** It is important that you disable your browser pop-up blocker to view the content for this course. See the link below for details on how to disable your browser pop-up blocker.

 [How to Disable Pop-Up Blockers](#)

---

### COVID-19 Preparedness Qualification



---

 **Module Presentation - COVID-19 Preparedness Qualification** 


---

### Course Assessment

---

 **COVID-19 Preparedness Course Assessment** 

Congratulations, you passed the assessment!



---

### Additional Resources

## Step 7

- Click on “**ENTER**” to start the mandatory informational slideshow presentation.

Anthony Benedetto ▾

**CITF / ONLINE LEARNING CENTER**

Home / COVID-19 /  
COVID-19 Preparedness Qualification /  
Module Presentation - COVID-19 Preparedness Qualif...

### Module Presentation - COVID-19 Preparedness Qualification

Number of attempts allowed: Unlimited  
Number of attempts you have made: 1  
Grade for attempt 1: 1  
Grading method: Highest attempt  
Grade reported: 1

☐ Start a new attempt

**Enter**

Navigation

Home

□ Dashboard

< > ⬆ ⬇ ⬅



## Step 8

- Start your slide show presentation, read each slide and click on the >| arrow to move on to the next slide.
- Once you are finished, you will reach the “Thank You” slide and you can now exit this window and it should take you back to the main menu.



## **COVID-19 Preparedness Qualification**



**THANK YOU!**

## Step 9

- Once the slide show is complete, it should redirect you to the Covid-19 Preparedness Main Page pictured to the right.
- You are now eligible to take the test, Click on the “**Covid-19 Preparedness Course Assessment**” and then click on “Attempt Quiz” to start the test.

*Computer only. This course is not available on tablets or mobile phones due to extensive course content.*

**Please Note:** It is important that you disable your browser pop-up blocker to view the content for this course. See the link below for details on how to disable your browser pop-up blocker.



 [How to Disable Pop-Up Blockers](#)

### COVID-19 Preparedness

#### Qualification

 Module Presentation - COVID-19 Preparedness Qualification 

#### Course Assessment

 COVID-19 Preparedness Course Assessment 


Congratulations you passed the assessment!

[Additional Resources](#)

# Step 10

- You must score a 75% or better to pass the test. Once you achieve that grade or better, your course is complete. Once you complete the test, it will bring you to a screen that shows your score. When you pass the test, it will show on the main screen. Both situations are shown to the right for reference.

Anthony Benedetto ▾

 **CITF** / ONLINE LEARNING CENTER

[Home](#) / [COVID-19](#) / [Course Assessment](#) / [COVID-19 Preparedness Course Assessment](#)

## COVID-19 Preparedness Course Assessment

You must pass this quiz with a **75% or higher**. That is, you must answer 19 out of 25 questions correctly. You are allowed to take the test as many times as necessary to obtain this score.

Grading method: Highest grade

### Summary of your previous attempts

Attempt	State	Points / 25.00	Grade / 100.00
1	Finished Submitted Monday, April 13, 2020, 4:11 PM	24.00	96.00

Computer only. This course is not available on tablets or mobile phones due to extensive course content.

**Please Note:** It is important that you disable your browser pop-up blocker to view the content for this course. See the link below for details on how to disable your browser pop-up blocker.


 [How to Disable Pop-Up Blockers](#)

## COVID-19 Preparedness

### Qualification

 Module Presentation - COVID-19 Preparedness Qualification ☒

### Course Assessment

 COVID-19 Preparedness Course Assessment ☒

Congratulations, you passed the assessment!

Additional Resources